


# Skinner Valve™ and Gold Ring™ 2 Way, 3 Way, 4 Way Solenoid Valves and Manifolds for the Car Care Market





Parker Fluid Control Division's Skinner Valve<sup>™</sup> and Gold Ring<sup>™</sup> line of car wash solenoid valves are designed to meet the most demanding requirements for reliable system performance. From initial presoak through final wipe down, Parker valves will keep your car care business in motion.

The valves are used for a broad range of applications including presoak, soap dispensing, water purification, water softening, hot waxes, spot free rinsing, blowers & driers, and high-pressure requirements. Larger valves are suitable for water inlet valves.

The Parker line of car wash solenoid valves is available as modular components or completely assembled. Since the pressure vessel and coil are stocked separately, you have versatility in supplying the right valve for a particular application.

## **Parker Fluid Control Division has the valves to keep your Car Wash Moving**

The product line has a wide range of 2 Way, 3 Way valves available in brass and stainless steel. 4 Way valves are available in aluminum and manifolds in brass and stainless steel. All have a wide variety of seal and disc materials, which ensure that Parker has a standard valve to fit your car care needs. From 1/8" through 2" orifice and port sizes, maximum flow capacity is ensured with minimal pressure drop across the valve. The 3 Way and 4 Way valves can be used for pneumatic cylinder control of brushes, mitts and tire scrubbing operations.

Multiple unit manifold assemblies can be used for on-off control of water, soaps, detergents, chemicals and compressed air service. Metering options are available for dispensing various chemicals. Additionally, slow closing features are available to remove water hammer effects within water lines.

The valves are available in normally closed and normally open constructions with a variety of integrated, epoxy encapsulated coils in AC and DC voltages to meet your requirements.

The valve selection tables show the Parker line of car wash solenoid valves. Part numbers beginning with a "7" represent Skinner's 7000 Series valve family, a number other than "7" represent our Gold Ring product line and both are available in NEMA 4X 1/2" conduit and DIN coils. Part numbers beginning with a "VA" represent our standard manifold valves and come standard with a molded DIN coil. Reference the Coil Options chart for additional coil offerings including accessories. Reference Standard Voltages chart for additional coil voltages.



# Car Care Valves

## TABLE OF CONTENTS

How to Use this Car Care Catalog.....	1
How to Order from this Car Care Catalog.....	2
2 Way General Purpose Solenoid Valves.....	3
2 Way Solenoid Valves Direct Acting.....	3
2 Way Water Only Solenoid Valves.....	4
2 Way High Pressure Solenoid Valves.....	4
2 Way Slow Closing Solenoid Valves.....	5
2 Way Solenoid Valves Piloted Operated.....	5
3 Way Multipurpose Solenoid Valves.....	6
4 Way Solenoid Valves.....	6
2 Way Manifold Assemblies.....	7
Offer of Sale.....	8
Coils Options.....	Flip Chart

### WARNING


**FAILURE OR IMPROPER SELECTION OR IMPROPER USE OF THE PRODUCTS AND/OR SYSTEMS DESCRIBED HEREIN OR RELATED ITEMS CAN CAUSE DEATH, PERSONAL INJURY AND PROPERTY DAMAGE.**

This document and other information from Parker Hannifin Corporation, its subsidiaries and authorized distributors provide product and/or systems options for further investigation by users having technical expertise. It is important that you analyze all aspects of your application and review the information concerning the product or system in the current product catalog. Due to the variety of operating conditions and applications for these products or systems, the user, through its own analysis and testing, is solely responsible for making the final selection of the products and systems and assuring that all performance, safety and warning requirements of the application are met.

The products described herein, including without limitation, product features, specifications, designs, availability and pricing, are subject to change by Parker Hannifin Corporation and its subsidiaries at anytime without notice.

# HOW TO USE THE CAR CARE CATALOG

**Modularity:** Our solenoid valves come in two parts: pressure vessel and solenoid coil.




## The New standard.

Parker Gold Ring™ and Skinner Valve™ lines offer an industry unique inventory saving value. With modularity, order a pressure vessel and mix and match the coils to make endless product possibilities.

Coils assembled to pressure vessels in the field will carry recognized approval. **cRU<sup>®</sup>us**

# HOW TO ORDER FROM THE CAR CARE CATALOG

## Navigation- Ordering made easy



### 2 Way General Purpose Solenoid Valves

Direct Acting or Piloted Valves, Brass  
Material & Trim: Brass & Buna N

Please flip out back cover flap to view Coil Options.

Pipe Size NPT	Orifice Size (Inches)	CV Factor	Min.	Operating Pressure Differential (PSI) Maximum			*F Max. Fluid Temp.	AC Watt	Pressure Vessel Number	Coil Chart
				Air Inert Gas	Water	Light Oil 300SSU				
<b>NORMALLY CLOSED</b>										
1/8	1/8	0.28	0	200	200	200	185	10	7121BBN1MN00N0	A
1/4	1/8	0.28	0	200	200	200	185	10	7121BBN2MN00N0	A
1/4	7/16	2.0	3	150	150	150	185	10	7321KBN2RN00N0	A
1/4	3/32	0.18	0	275	275	275	185	10	712155N2KNR1N0	A
1/4	5/32	0.5	0	150	150	145	180	11	04F20C2110ACF	B
1/4	11/32	1.2	5	300	300	300	180	6	04F25C2122CAF	B
1/4	1/8	0.28	0	200	200	200	185	10	712155N2MNR1N0	A
3/8	7/16	2.5	3	150	150	150	185	10	7321KBN3SN00N0	A
1/2	7/16	2.5	3	150	150	150	185	10	7321KBN4SN00N0	A
1/2	5/8	4	0	150	150	150	180	11	08F23C2140ACF	B
3/4	3/4	5	0	150	150	150	180	11	12F23C2148ACF	B
1	1	13	5	150	150	100	180	6	16F24C2164AAF	B
1 1/4	1 1/8	15	5	150	125	100	180	6	20F24C2172AAF	B
1 1/2	1 1/4	22.5	5	150	125	100	180	6	24F24C2180AAF	B
2	1 9/16	38.6	5	230	230	230	185	10	7321GBN9YN00	A
<b>NORMALLY OPEN</b>										
3/8	5/8	4	0	150	150	150	180	11	04F2302140ACF	B
1/2	5/8	4	0	150	150	150	180	11	08F2302140ACF	B
3/4	3/4	5.5	0	125	125	80	150	11	12F2302148ACF	B

### 2 Way Solenoid Valves

Direct Acting, Stainless Steel  
Material & Trim: Stainless & Buna N

Pipe Size NPT	Orifice Size (Inches)	CV Factor	Min.	Operating Pressure Differential (PSI) Maximum			*F Max. Fluid Temp.	AC Watt	Pressure Vessel Number	Coil Chart
				Air Inert Gas	Water	Light Oil 300SSU				
1/8	1/8	0.28	0	200	200	200	185	10	712155N1MN00N0	A
1/4	1/8	0.28	0	200	200	200	185	10	712155N2MN00N0	A

### Coils Options: You need to add the Standard Voltage code after coil code.

#### Coil Chart A

Coil Code	Wattage	Termination	Description
C111	10	1/2" Conduit	Class F, NEMA 4x, 18" leads
D400	13 AC	DIN	Class F Molded
D500	13 DC	DIN	Class F Molded

#### Coil Chart B

Coil Code	Wattage	Termination	Description
CF4C	11	1/2" Conduit	Class F, NEMA 4x, 18" leads
AF4C	6	1/2" Conduit	Class F, NEMA 4x, 18" leads
CFPH	11	DIN	Class F Molded
AFPH	6	DIN	Class F Molded

#### Coil Chart C

Coil Code	Wattage	Termination	Description
D400	13 AC	DIN	Class F Molded
D500	13 DC	DIN	Class F Molded

#### Coil Chart D

Coil Code	Wattage	Termination	Description
D600	4.5 AC	DIN	Class F Molded

Code	Voltages
B2	24/60
P3	110/50, 120/60
Q3	220/50, 240/60
2K	208/60

Code	Voltages
01	24/60
05	120/60
15	240/60
10	208/60

### TO ORDER PRESSURE VESSEL

- Choose your pressure vessel

### TO ORDER COIL

- Choose your coil reference number from the Product Chart.
- Find your coil reference number on the Coil Chart
- Go to standard voltages and pick voltage
- Add Standard voltage to end of Coil number

Flip out the tab attached to the back cover to reveal the Coil Chart.





## 2 Way General Purpose Solenoid Valves

Direct Acting or Piloted Valves, Brass

Material & Trim: Brass & Buna N



Please flip  
out back cover  
flap to view  
Coil Options.

Pipe Size NPT	Orifice Size (inches)	CV Factor	Min.	Operating Pressure Differential (PSI) Maximum			°F Max. Fluid Temp.	AC Watt	Pressure Vessel Number	Coil Chart
				Air Inert Gas	Water	Light Oil 300SSU				

### NORMALLY CLOSED

1/8	1/8	0.28	0	200	200	200	185	10	7121BBN1MN00N0	A
1/4	1/8	0.28	0	200	200	200	185	10	7121BBN2MN00N0	A
1/4	7/16	2.0	3	150	150	150	185	10	7321KBN2RN00N0	A
1/4	3/32	0.18	0	275	275	275	185	10	71215SN2KNR1N0	A
1/4	5/32	0.5	0	150	150	145	180	11	04F20C2110ACF	B
1/4	11/32	1.2	5	300	300	300	180	6	04F25C2122CAF	B
1/4	1/8	0.28	0	200	200	200	185	10	71215SN2MNR1N0	A
3/8	7/16	2.5	3	150	150	150	185	10	7321KBN3SN00N0	A
1/2	7/16	2.5	3	150	150	150	185	10	7321KBN4SN00N0	A
1/2	5/8	4	0	150	150	150	180	11	08F23C2140ACF	B
3/4	3/4	5	0	150	150	150	180	11	12F23C2148ACF	B
1	1	13	5	150	150	100	180	6	16F24C2164AAF	B
1 1/4	1 1/8	15	5	150	125	100	180	6	20F24C2172AAF	B
1 1/2	1 1/4	22.5	5	150	125	100	180	6	24F24C2180AAF	B
2	1 9/16	38.6	5	230	230	230	185	10	7321GBN99N00	A

### NORMALLY OPEN

3/8	5/8	4	0	150	150	150	180	11	06F2302140ACF	B
1/2	5/8	4	0	150	150	150	180	11	08F2302140ACF	B
3/4	3/4	5.5	0	125	125	80	150	11	12F2302148A3F	B



## 2 Way Solenoid Valves

Direct Acting, Stainless Steel

Material & Trim: Stainless & Buna N

Pipe Size NPT	Orifice Size (inches)	CV Factor	Min.	Operating Pressure Differential (PSI) Maximum			°F Max. Fluid Temp.	AC Watt	Pressure Vessel Number	Coil Chart
				Air Inert Gas	Water	Light Oil 300SSU				

### NORMALLY CLOSED

1/8	1/8	0.28	0	200	200	200	185	10	71215SN1MN00N0	A
1/4	1/8	0.28	0	200	200	200	185	10	71215SN2MN00N0	A



## 2 Way Water Only Solenoid Valves

**Piloted Valves, Brass**

Material & Trim: Brass & Buna N



**Please flip  
out back cover  
flap to view  
Coil Options.**

Pipe Size NPT	Orifice Size (inches)	CV Factor	Min.	Operating Pressure Differential (PSI) Maximum			°F Max. Fluid Temp.	AC Watt	Pressure Vessel Number	Coil Chart
				Air Inert Gas	Water	Light Oil 300SSU				

### NORMALLY CLOSED

3/8	1/2	3.0	2	-	150	-	185	10	7321BBN3TN00N0	A
1/2	1/2	3.0	2	-	150	-	185	10	7321BBN4TN00N0	A
3/4	3/4	7.2	2	-	150	-	185	10	7321BBN53N00N0	A
1	1	9.6	2	-	150	-	185	10	7321BBN64N00N0	A

### NORMALLY OPEN

3/8	1/2	3.0	2	-	150	-	185	10	7322BBN3TN00N0	A
1/2	1/2	3.0	2	-	150	-	185	10	7322BBN4TN00N0	A
3/4	3/4	7.2	2	-	150	-	185	10	7322BBN53N00N0	A
1	1	9.6	2	-	150	-	185	10	7322BBN64N00N0	A

Gland Connector Shown Sold as Option. See Coil Options.



## 2 Way High Pressure Solenoid Valves

**Piloted Valves, Brass**

Material & Trim: Brass & Buna N

Pipe Size NPT	Orifice Size (inches)	CV Factor	Min.	Operating Pressure Differential (PSI) Maximum			°F Max. Fluid Temp.	AC Watt	Pressure Vessel Number	Coil Chart
				Air Inert Gas	Water	Light Oil 300SSU				

### NORMALLY CLOSED

3/8	5/16	1.5	15	1500	1500	1500	200	10	06F28C1D20ACF	B
1/2	3/8	3.2	25	1500	1500	1500	200	10	08F28C1D24ACF	B
3/4	3/4	7.8	25	1000	1000	1000	200	10	12F28C1D48BCF	B

### NORMALLY OPEN

1/2	3/8	3.2	25	1000	1000	1000	200	11	08F2801D28ACF	B
-----	-----	-----	----	------	------	------	-----	----	---------------	---



## 2 Way Slow Closing Solenoid Valves

### Antiwater Hammer

Material & Trim: Brass & Buna N

FOR 22 WATT COIL CONSTRUCTION CONSULT FACTORY



Please flip  
out back cover  
flap to view  
Coil Options.

Pipe Size NPT	Orifice Size (inches)	CV Factor	Min.	Operating Pressure Differential (PSI) Maximum				Closing Time Range (sec.)	Pressure Vessel Number	Coil Chart
				AC Ratings		DC Ratings				
				10 Watt	22 Watt	10 Watt	22 Watt			

#### NORMALLY CLOSED DIRECT LIFT VALVES

3/4	19/32	5.5	0	230	-	-	100	0.2-1.7	7221GBN51NCO	A
-----	-------	-----	---	-----	---	---	-----	---------	--------------	---

#### NORMALLY CLOSED PILOT OPERATED VALVES

3/8	7/16	2.5	3	150	-	60	150	0.85	7321KBN3SNW0	A
1/2	7/16	2.5	3	150	-	60	150	0.85	7321KBN4SNW0	A
3/4	3/4	9.6	5	230	-	230	-	0.6-4.5	7321GBN53NMC	A
1	1	12.5	5	230	-	230	-	0.6-4.5	7321GBN64NMC	A
1 1/4	1 1/8	19.3	5	230	-	230	-	0.8-5.8	7321GBN76NMC	A
1 1/2	1 9/16	29.0	5	230	-	230	230	1.5-9.0	7321GBN88NMC	A
2	1 9/16	38.6	5	230	-	230	230	1.5-9.5	7321GBN99NMC	A

#### NORMALLY OPEN PILOT OPERATED VALVES

1/2	1 1/16	13.5	5	125	-	125	-	0.6-4.5	73228BN4UNW0	A
3/4	3/4	9.6	5	230	-	230	-	0.6-4.5	7322GBN53NCO	A
1	1	12.5	5	230	-	230	-	0.6-4.5	7322GBN64NCO	A
1 1/4	1 1/8	19.3	5	230	-	230	-	0.8-5.8	7322GBN76NCO	A
1 1/2	1 9/16	29.0	5	170	-	170	-	1.5-9.0	7322GBN88NCO	A
2	1 9/16	38.5	5	170	-	170	-	1.5-9.5	7322GBN99NCO	A



## 2 Way General Purpose Solenoid Valves

### Piloted Valves

Material & Trim: Stainless & Buna N

Pipe Size NPT	Orifice Size (inches)	CV Factor	Min.	Operating Pressure Differential (PSI) Maximum			°F Max. Fluid Temp.	AC Watt	Pressure Vessel Number	Coil Chart
				Air Inert Gas	Water	Light Oil 300SSU				

#### NORMALLY CLOSED

3/8	5/8	3.0	0	150	150	150	180	11	06F23C6140ACF	B
1/2	1/2	4.0	0	150	150	150	180	11	08F23C6140ACF	B
3/4	3/4	5.0	0	150	-	150	180	11	12F23C6148ACF	B





## 3 Way Solenoid Valves

**Direct Acting, Stainless Steel**

Material & Trim: Stainless & Buna N



**Please flip  
out back cover  
flap to view  
Coil Options.**

Pipe Size NPT	Orifice Size (inches)	CV Factor	Min.	Operating Pressure Differential (PSI) Maximum			°F Max. Fluid Temp.	AC Watt	Pressure Vessel Number	Coil Chart
				Air Inert Gas	Water	Light Oil 300SSU				

### UNIVERSAL

1/4	1/16	0.09	0	115	115	115	185	10	71335SN2GNJ1N0	A
1/4	3/32	0.17	0	80	80	80	185	10	71335SN2KNJ1N0	A

### DIVERTING

1/4	1/8	0.23	0	125	125	125	185	10	71385SN2MNJ1N0	A
-----	-----	------	---	-----	-----	-----	-----	----	----------------	---



## 4 Way Solenoid Valves

**Piloted Valves**

Material & Trim: Aluminum, Buna N

Pipe Size NPT	Orifice Size (inches)	CV Factor	Min.	Operating Pressure Differential (PSI) Maximum			°F Max. Fluid Temp.	AC Watt	Pressure Vessel Number	Coil Chart
				Air Inert Gas	Water	Light Oil 300SSU				

### NORMALLY CLOSED

1/4	1/4	1.0	15	150	-	-	165	10	73419AN2NN00N0	A
-----	-----	-----	----	-----	---	---	-----	----	----------------	---

# 2 Way Manifold Assemblies



## Direct Acting, Brass

Material & Trim: Stainless,Brass, NBR seals, 1/4 NPT, 120/60 Class F IP67 DIN coils

**Please flip  
out back cover  
flap to view  
Coil Options.**



Manifold assemblies are available in 2, 3, 4, and 6 stations constructions. The manifold contains two-way normally closed valves with a common inlet port and individual outlet ports. Manifolds are also available with fittings assembled to the manifold for ready installation into the customer's system. All standard coil voltages are available. DIN coil connectors (lighted cables etc...) are also available. Brass, and 303 stainless steel are available for manifold materials.

Pipe Size NPT	Orifice Size (inches)	CV Factor	Min.	Operating Pressure Differential (PSI) Maximum			°F Max Ambient Temp	Outlet	Common Inlets Individual Outlets with Coils
				Air Inert Gas	Water	°F Max Fluid Temp			
1/4	1/8	0.28	0	180	180	180	180	2	VA2M12BN204N00D400P3
1/4	1/8	0.28	0	180	180	180	180	3	VA3M12BN204N00D400P3
1/4	1/8	0.28	0	180	180	180	180	4	VA4M12BN204N00D400P3
1/4	1/8	0.28	0	180	180	180	180	6	VA6M12BN204N00D400P3

**FOR COIL OPTIONS REFER TO CHART C**

For Stainless Steel change "B" to "V". "B" is located in the 7th position.

## Direct Acting, Stainless Steel

Material & Trim: Stainless Steel, Brass, Viton, 1/4" NPT Connections, Class F IP67 DIN Coil



Pipe Size NPT	Orifice Size (inches)	CV Factor	Min.	Operating Pressure Differential (PSI) Maximum			°F Max Ambient Temp	Outlet	Common Inlets Individual Outlets with Coils
				Air Inert Gas	Water	°F Max Fluid Temp			
1/4	1/16	0.08	0	180	180	180	180	2	VA2M12VN204F00D600P3
1/4	1/16	0.08	0	180	180	180	180	3	VA3M12VN204F00D600P3
1/4	1/16	0.08	0	180	180	180	180	4	VA4M12VN204F00D600P3
1/4	1/16	0.08	0	180	180	180	180	6	VA6M12VN204F00D600P3

**FOR COIL OPTIONS REFER TO CHART D**

For Brass change "V" to "B". "V" is located in the 7th position.

# Coils Options: You need to add the Standard Voltage code after coil code.

## Coil Chart A



Coil Code	Wattage	Termination	Description
C111_ _	10	1/2" Conduit	Class F, NEMA 4x, 18" leads
D400_ _	13 AC	DIN	Class F Molded
D500_ _	13 DC	DIN	Class F Molded

## Coil Chart B



Coil Code	Wattage	Termination	Description
CF4C_ _	11	1/2" Conduit	Class F, NEMA 4x, 18" leads
AF4C_ _	6	1/2" Conduit	Class F, NEMA 4x, 18" leads
CFPH_ _	11	DIN	Class F Molded
AFPH_ _	6	DIN	Class F Molded

## Coil Chart C



### Accessories

Code	Description
ELECD1 V27024	DIN Cable VA Manifold 32 mm cable gland with 9'-0" of cable

Coil Code	Wattage	Termination	Description
D400_ _	13 AC	DIN	Class F Molded
D500_ _	13 DC	DIN	Class F Molded

## Coil Chart D



### Accessories

Code	Description
481043	22 mm cable gland with 9'-0" of cable

Coil Code	Wattage	Termination	Description
D600_ _	4.5 AC	DIN	Class F Molded

### Standard Voltages: A, C & D

Code	Voltages
B2	24/60
P3	110/50, 120/60
Q3	220/50, 240/60
2K	208/60

### Standard Voltages: B

Code	Voltages
01	24/60
05	120/60
15	240/60
10	208/60

# Need more information...



## Visit our website

@ [www.parker.com/fcd](http://www.parker.com/fcd)

Or Call Catalog Services and order the  
Skinner Valve™ Catalog (CFL00897),  
Gold Ring™ Catalog (7300AC) and  
Valve Actuation Catalog (VAP0495).

Tel: 440-205-7799

e-mail: [catalogs@parker.com](mailto:catalogs@parker.com)



## Flip out to reveal Coil Options

## Offer Of Sale

The items described in this document are hereby offered for sale at prices to be established by Parker Hannifin Corporation, its subsidiaries and its authorized distributors. This offer and its acceptance by any customer ("Buyer") shall be governed by all of the following Terms and Conditions. Buyer's order for any item described in its document, when communicated to Parker Hannifin Corporation, its subsidiary or an authorized distributor ("Seller") verbally or in writing, shall constitute acceptance of this offer.

1. **Terms and Conditions of Sale:** All descriptions, quotations, proposals, offers, acknowledgments, acceptances and sales of Seller's products are subject to and shall be governed exclusively by the terms and conditions stated herein. Buyer's acceptance of any offer to sell is limited to these terms and conditions. Any terms or conditions in addition to, or inconsistent with those stated herein, proposed by Buyer in any acceptance of an offer by Seller, are hereby objected to. No such additional, different or inconsistent terms and conditions shall become part of the contract between Buyer and Seller unless expressly accepted in writing by Seller. Seller's acceptance of any offer to purchase by Buyer is expressly conditional upon Buyer's assent to all the terms and conditions stated herein, including any terms in addition to, or inconsistent with those contained in Buyer's offer. Acceptance of Seller's products shall in all events constitute such assent.
2. **Payment:** Payment shall be made by Buyer net 30 days from the date of delivery of the items purchased hereunder. Any claims by Buyer for omissions or shortages in a shipment shall be waived unless Seller receives notice thereof within 30 days after Buyer's receipt of the shipment. The minimum order amount is \$125.00 net, unless otherwise noted on the quotation.
3. **Delivery:** Unless otherwise provided on the face hereof, delivery shall be made F.O.B. Seller's plant. Regardless of the method of delivery, however, risk of loss shall pass to Buyer upon Seller's delivery to a carrier. Any delivery dates shown are approximate only and Seller shall have no liability for any delays in delivery. Shipments are made by common carrier. Any premium freight must be requested and paid for by the Buyer.
4. **Warranty:** Seller warrants that the items sold hereunder shall be free from defects in material or workmanship for a period of 2 years from the date of shipment to Buyer, or 2,000 hours of use, whichever expires first. Exception to this is the Angle Body Valve line has a 1 year warranty. THIS WARRANTY COMPRISES THE SOLE AND ENTIRE WARRANTY PERTAINING TO ITEMS PROVIDED HEREUNDER. SELLER MAKES NO OTHER WARRANTY, GUARANTEE, OR REPRESENTATION OF ANY KIND WHATSOEVER. ALL OTHER WARRANTIES, INCLUDING BUT NOT LIMITED TO, MERCHANTABILITY AND FITNESS FOR PURPOSE, WHETHER EXPRESS, IMPLIED, OR ARISING BY OPERATION OF LAW, TRADE USAGE, OR COURSE OF DEALING ARE HEREBY DISCLAIMED. NOTWITHSTANDING THE FOREGOING, THERE ARE NO WARRANTIES WHATSOEVER ON ITEMS BUILT OR ACQUIRED WHOLLY OR PARTIALLY, TO BUYER'S DESIGNS OR SPECIFICATIONS.
5. **Limitation Of Remedy:** SELLER'S LIABILITY ARISING FROM OR IN ANY WAY CONNECTED WITH THE ITEMS SOLD OR THIS CONTRACT SHALL BE LIMITED EXCLUSIVELY TO REPAIR OR REPLACEMENT OF THE ITEMS SOLD OR REFUND OF THE PURCHASE PRICE PAID BY BUYER, AT SELLER'S SOLE OPTION. IN NO EVENT SHALL SELLER BE LIABLE FOR ANY INCIDENTAL, CONSEQUENTIAL OR SPECIAL DAMAGES OF ANY KIND OR NATURE WHATSOEVER, INCLUDING BUT NOT LIMITED TO LOST PROFITS ARISING FROM OR IN ANY WAY CONNECTED WITH THIS AGREEMENT OR ITEMS SOLD HEREUNDER, WHETHER ALLEGED TO ARISE FROM BREACH OF CONTRACT, EXPRESS OR IMPLIED WARRANTY, OR IN TORT, INCLUDING WITHOUT LIMITATION, NEGLIGENCE, FAILURE TO WARN OR STRICT LIABILITY.
6. **Changes, Reschedules and Cancellations:** Buyer may request to modify the designs or specifications for the items sold hereunder as well as the quantities and delivery dates thereof, or may request to cancel all or part of this order, however, no such requested modification or cancellation shall become part of the contract between Buyer and Seller unless accepted by Seller in a written amendment to this Agreement. Acceptance of any such requested modification or cancellation shall be at Seller's discretion, and shall be upon such terms and conditions as Seller may require.
7. **Special Tooling:** A tooling charge may be imposed for any special tooling, including without limitation, dies, fixtures, molds and patterns, acquired to manufacture items sold pursuant to this contract. Such special tooling shall be and remain Seller's property notwithstanding payment of any charges by Buyer. In no event will Buyer acquire any interest in apparatus belonging to Seller which is utilized in the manufacture of the items sold hereunder, even if such apparatus has been specially converted or adapted for such manufacture and notwithstanding any charges paid by Buyer. Unless otherwise agreed, Seller shall have the right to alter, discard or otherwise dispose of any special tooling or other property in its sole discretion at any time.
8. **Buyer's Property:** Any designs, tools, patterns, materials, drawings, confidential information or equipment furnished by Buyer or any other items which become Buyer's property, may be considered obsolete and may be destroyed by Seller after two (2) consecutive years have elapsed without Buyer placing an order for the items which are manufactured using such property. Seller shall not be responsible for any loss or damage to such property while it is in Seller's possession or control.
9. **Taxes:** Unless otherwise indicated on the face hereof, all prices and charges are exclusive of excise, sales, use, property, occupational or like taxes which may be imposed by any taxing authority upon the manufacture, sale or delivery of the items sold hereunder. If any such taxes must be paid by Seller or if Seller is liable for the collection of such tax, the amount thereof shall be in addition to the amounts for the items sold. Buyer agrees to pay all such taxes or to reimburse Seller therefore upon receipt of its invoice. If Buyer claims exemption from any sales, use or other tax imposed by any taxing authority, Buyer shall save Seller harmless from and against any such tax, together with any interest or penalties thereon which may be assessed if the items are held to be taxable.
10. **Indemnity For Infringement of Intellectual Property Rights:** Seller shall have no liability for infringement of any patents, trademarks, copyrights, trade dress, trade secrets or similar rights except as provided in this Part 10. Seller will defend and indemnify Buyer against allegations of infringement of U.S. patents, U.S. trademarks, copyrights, trade dress and trade secrets (hereinafter 'Intellectual Property Rights'). Seller will defend at its expense and will pay the cost of any settlement or damages awarded in an action brought against Buyer based on an allegation that an item sold pursuant to this contract infringes the Intellectual Property Rights of a third party. Seller's obligation to defend and indemnify Buyer is contingent on Buyer notifying Seller within ten (10) days after Buyer becomes aware of such allegations of infringement, and Seller having sole control over the defense of any allegations or actions including all negotiations for settlement or compromise. If an item sold hereunder is subject to a claim that it infringes the Intellectual Property Rights of a third party, Seller may, at its sole expense and option, procure for Buyer the right to continue using said item, replace or modify said item so as to make it noninfringing, or offer to accept return of said item and return the purchase price less a reasonable allowance for depreciation. Notwithstanding the foregoing, Seller shall have no liability for claims of infringement based on information provided by Buyer, or directed to items delivered hereunder for which the designs are specified in whole or part by Buyer, or infringements resulting from the modification, combination or use in a system of any item sold hereunder. The foregoing provisions of this Part 10 shall constitute Seller's sole and exclusive liability and Buyer's sole and exclusive remedy for infringement of Intellectual Property Rights. If a claim is based on information provided by Buyer or if the design for an item delivered hereunder is specified in whole or in part by Buyer, Buyer shall defend and indemnify Seller for all costs, expenses or judgments resulting from any claim that such item infringes any patent, trademark, copyright, trade dress, trade secret or any similar right.
11. **Force Majeure:** Seller does not assume the risk of and shall not be liable for delay or failure to perform any of Seller's obligations by reason of circumstances beyond the reasonable control of Seller (hereinafter 'events of Force Majeure'). Events of Force Majeure shall include without limitation, accidents, acts of God, strikes or labor disputes, acts, laws, rules or regulations of any government or government agency, fires, floods, delays or failures in delivery of carriers or suppliers, shortages of materials and any other cause beyond Seller's control.
12. **Entire Agreement/Governing Law:** The terms and conditions set forth herein, together with any amendments, modifications and any different terms or conditions expressly accepted by Seller in writing, shall constitute the entire Agreement concerning the items sold, and there are no oral or other representations or agreements which pertain thereto. This Agreement shall be governed in all respects by the law of the State of Ohio. No actions arising out of the sale of the items sold hereunder or this Agreement may be brought by either party more than two (2) years after the cause of action accrues.



**CAT. CC0206**

Parker Hannifin  
**Fluid Control Division**  
95 Edgewood Avenue  
New Britain, CT 06051  
ph: 860.827.2300