

NONMETALLIC ENCLOSURES SPECIFICATION CATALOG

Fiberglass Reinforced Polyester & Polycarbonate Enclosures



**ALLIED
MOULDED
PRODUCTS, Inc.**

ULTRAGUARD®
SUPERIOR UV PROTECTION

We're Committed.

Founded in 1958 and backed by more than 55 years of knowledge and experience molding fiberglass reinforced polyester materials and polycarbonate thermoplastic, Allied Moulded Products is well established within the electrical and enclosure industries. We have what it takes to prevent damaging elements such as water, salt, chemicals and UV from threatening your equipment. Our line of NEMA Type 4X, IEC Type IP66 nonmetallic enclosures provides maximum protection where you need it most.

Centrally located in the heart of the country, Allied Moulded is unique among enclosure manufacturers as we are vertically integrated from mold design and fabrication to product delivery. With one of the newest production facilities in the United States dedicated to manufacturing nonmetallic enclosures, we formulate our own ULTRAGUARD® fiberglass reinforced polyester material and assure the value of our polycarbonate thermoplastics, which allows us to control quality and costs. On-site molding, assembly and warehousing enables us to produce a high quality product while delivering quick turnaround on standard orders. We can also provide timely delivery on complete modification work, including holes, cutouts and special colors.

Together with our sales agents throughout the country, the Allied Moulded inside sales and engineering team is readily available to assist you with sales and technical support. Whether you need standard or modified product, Allied Moulded is truly a one-stop shop for your nonmetallic enclosure and accessory needs.



Exceptional Customer Service.

Research and Development

Inventory

Innovative Design

Quality Standard Excellence

Customer Service



TABLE OF CONTENTS

Industry Standards	2-3
POLYLINE® Series Polycarbonate Enclosures	4-25
AM Series Small Junction Boxes	
Optional Back Panels for POLYLINE enclosures (pages 24-25)	
ULTRAGUARD® Material Formulation	26-27
The FIBERGLASS Advantage	28-29
AM Series Fiberglass Enclosures	30-55
AM Series Small Junction Boxes (Size ranges 7 x 4 – 9 x 4)	
AM Series Pushbutton Enclosures (Size ranges 6 x 4 – 18 x 16)	
AM Series JIC Size Junction Boxes (Size ranges 6 x 6 – 20 x 16)	
Optional Back Panels for Small Junction Boxes (page 33)	
AM-R Series Fiberglass Enclosures	56-73
(Size ranges 6 x 6 – 20 x 16)	
AMHD HEAVY DUTY SOLAR BATTERY Fiberglass Enclosures	74-75
(Size 18 x 16)	
ULTRALINE® AMU Series Fiberglass Enclosures	76-107
AMU Series JIC Size Junction Boxes (Size ranges 6 x 6 – 20 x 16)	
CONTROL Series Fiberglass Enclosures	108-117
(Size ranges 24 x 20 – 30 x 24)	
EMPIRE Series Fiberglass Cabinets	118-127
Wall Mount (Size ranges 36 x 30 – 60 x 36)	
Free Standing (Size ranges 72 x 25 – 72 x 49)	
Optional Back Panels for EMPIRE Series cabinets (pages 125 & 127)	
Panels & Enclosure Accessory Products	128-135
Print Pocket	
Ventilation Kits	
Filter Kits	
Keylock Kits	
Pull Type Handles	
Pole Mount Kits	
Cord Grips	
ULTRAPLUG™ Hole Plugs	
Custom Modifications	136-137
Specials/Modification Request Form	138
Product Technical Information	139-141
Index	142-144

INDUSTRY STANDARDS

Enclosure Ratings

In order to assist in the selection of an enclosure, rating classifications have been established by the National Electrical Manufacturers Association (NEMA). These ratings identify the ability of the enclosure to provide a degree of protection against incidental contact with the enclosed equipment and protection to the enclosed equipment from environmental elements such as dirt, dust, water and other corrosive agents. Underwriters Laboratories (UL) and the Canadian Standards Association (CSA) are widely recognized testing organizations that perform enclosure product testing to these standards and provide regular follow up service to ensure that manufacturers conform to established product and manufacturing specifications.

These ratings, however, are intended to be used only as a guide. To ensure a proper choice, it is recommended that an assessment of the application and environment be conducted before product selection.

NEMA 1

Indoor use to provide a degree of protection against falling dirt.

NEMA 2

Indoor use to provide a degree of protection against limited amounts of falling water and dirt.

NEMA 3

Indoor or outdoor use to provide a degree of protection against falling dirt, rain, sleet, snow and windblown dust; and that will be undamaged by the external formation of ice on the enclosure.

NEMA 3R

Indoor or outdoor use to provide a degree of protection against falling dirt, rain, sleet and snow; and that will be undamaged by the external formation of ice on the enclosure.

NEMA 4

Indoor or outdoor use to provide a degree of protection against falling dirt, rain, sleet, snow, windblown dust, splashing water, hose-directed water; and that will be undamaged by the external formation of ice on the enclosure.

NEMA 4X

Indoor or outdoor use to provide a degree of protection against falling dirt, rain, sleet, snow, windblown dust, splashing water, hose-directed water and corrosion; and that will be undamaged by the external formation of ice on the enclosure.

NEMA 6P

Indoor or outdoor use primarily to provide a degree of protection against the entry of water during occasional temporary submersion at a limited depth.

NEMA 12

Indoor use to provide a degree of protection against falling dirt; circulating dust, lint, fibers and flyings; and dripping and light splashing of liquids.

NEMA 13

Indoor use to provide a degree of protection against falling dirt; circulating dust, lint, fibers and flyings; and spraying and seepage of water, oil and non-corrosive coolants.

International Standards IP Protection Classification Data

The first digit character represents the degree of protection against a person's contact with live parts and the protection of the equipment against the ingress of solid foreign bodies. The second digit represents the degree of protection against the ingress of liquids. Both of these values are represented in ascending value with the larger number equaling the greatest protection.

First Digit		Second Digit	
IP	Test	IP	Test
0	No protection	0	No protection
1	Protection against solid bodies larger than 50 mm (for example accidentally touching with the hand)	1	Protection against vertical water drops and condensation
2	Protection against solid bodies larger than 12 mm (for example a finger)	2	Protection against water drops up to 15° from the vertical
3	Protection against solid bodies larger than 2.5 mm (tools, wires)	3	Protected against rain up to 60° from the vertical
4	Protection against solid bodies larger than 1mm (tools, wires)	4	Protected against water splashing from a hose from all directions
5	Protection against dust (no harmful deposits)	5	Protected against water sprayed from a hose from all directions
6	Complete protection against dust	6	Protected against powerful water jets
		7	Protected against the effects of immersion
		8	Protected against effects of prolonged immersion under pressure

Conformance to Industry Standards

Industrial enclosures manufactured by Allied Moulded Products and bearing the UL and CSA labels have been tested and certified to the following standards:

- UL 50 Enclosures For Electrical Equipment
- UL 50E Enclosures For Electrical Equipment, Environmental Considerations
- UL 508A Industrial Control Panels
- UL 746C Polymeric Materials – Use In Electrical Equipment Evaluations
- CSA-C22 No. 14 Industrial Control Equipment
- CAN/CSA-C22 No. 94 Special Purpose Enclosures

Allied Moulded Products enclosures series AMU, AM, AMP and AM-R maximum size 30 x 24 x 10 are certified:

- UL Types 1, 2, 3, 3R, 4, 4X, 12, and 13
- CSA Types 1, 2, 3, 3R, 4, 4X, 12 and 13
- NEMA Types 1, 2, 3, 3R, 4, 4X, 12 and 13

AM and AM-R JIC flat and raised cover models sizes 14" x 12" x 6" and smaller (excluding AM743 and AM943) and all AMU and AMP models utilizing covers secured with four mounting screws (excluding window covers) are UL and CSA listed Type 6P.

Allied Moulded Products enclosures series AM sizes 36 x 30 x 12 and larger are certified:



- UL Types 1, 4, and 4X
- CSA Types 1, 4, and 4X
- NEMA Types 1, 4, and 4X

AM, AMP and AMU series meet IEC60529 Type IP66. Models rated NEMA 6P meet IEC60529 Type IP68 submersible up to 24 hours at a depth of 6 feet (1.8meters)




POLYLINE® comes standard with “industry exclusive” multi-mounting capability, including an out-of-the-box mounting flange or adjustable mounting feet which adapt to various mounting configurations. Featuring metallic or nonmetallic latches and molded-in latch keepers and mounting bosses, a tongue and groove seal joint between cover and base, POLYLINE is the ultimate in polycarbonate enclosures. A clear polycarbonate cover option is also available for instrumentation applications where critical electronic equipment must be visible and protected from the elements.

POLYLINE® SERIES



AMP Series Features & Benefits

- Patented multi-mounting capability
 - Out-of-the-box flange design – factory installed
 - Optional foot mount brackets for multi-directional mounting (vertical or horizontal positioning)
- Mounting dimensions molded into the enclosure base
- Durable polycarbonate feet/flanges resist cracking during wall mount assembly
- Feet and flanges act as an enclosure pad on uneven surfaces preventing enclosure from being drawn down and binding
- Feet and flange pads also allow an air gap or barrier between the enclosure and a warm machine chassis or mounting wall to prevent over-heating




- Cover to base design – flush, aesthetically pleasing and more modern architecture
 - Clear polycarbonate instrumentation cover where critical electrical/electronic equipment must be visible and protected from the elements
 - Solid/opaque covers available as an additional option



- Molded hinge design with stainless steel tamper resistant hinge pin with no wall penetrations
- Tongue and groove, closed cell neoprene seal design achieves NEMA Type 4X rating



- Metal or nonmetal snap latches mount on a molded-in boss and they latch to molded-in keepers with no additional wall penetrations
- Padlock hasp comes standard on all snap latches



- Molded-in back panel bosses with brass inserts and additional center bosses for mounting din rail using #10 sheet metal screws



- Adjustable corner panel mounts for supporting the aluminum hinge front panel within the molded-in corner slots and provides either flush positioning with the box top or adjustability down in the box 1.5" deep

Summary of Product Options

Base Number Size	Size	Covers Available		Cover Attachment Options				Mount Options	
		Opaque Cover (none)	Clear Cover (CC)	Screw Cover (none)	Hinged Screw Cover (H)	Hinged Nonmetal Latch (NL)	Hinged Snap Latch (L)	Foot Mount (none)	Flange Mount (F)
AMP664	6x6x4	✓	✓	✓	✓	✓	✓	✓	✓
AMP864	8x6x4	✓	✓	✓	✓	✓	✓	✓	✓
AMP1084	10x8x4	✓	✓	✓	✓	✓	✓	✓	✓
AMP1206	12x10x6	✓	✓	✓	✓	✓	✓	✓	✓
AMP1426	14x12x6	✓	✓	✓	✓	✓	✓	✓	✓

POLYLINE® Physical Properties

Enclosure Material Typical Properties	ASTM Test Method	Polycarbonate	Cover Seal-Closed Cell Neoprene
Impact Strength (ft - lb/in)	D 256	12	
Flexural Strength (psi)	D 790	13,000	
Tensile Strength (psi)	D 638	9,000	1,500
Compressive Strength (psi)	D 695	11,000	
Water Absorption (%)	D 570	0.25	5.00
Specific Gravity	D 792	1.20	1.23
Shrinkage in/in	D 955	0.007	
Hardness (Barcol-Rockwell M-Shore A)	D 2583	75	45
Elongation (%)	D 638	7.00	350
Dielectric Strength (kV/in)	D 149	732	
Arc Resistance (sec)	D 495	117	
Flammability	UL 94	V-0	V-0
Heat Deflection (°F at 264 psi)	D 648	266	
Service Temperature (°F)		-31°F to 266°F	-31°F to 225°F
K Factor, Thermal Conductivity (BTU/hr/ft ² /°F/in)	D1269E	1.25	
Thermal Expansion (10 ⁻⁶ in/in°F)	D 696	36	
UV Rating	UL 746C	(f1)	

General Enclosure Specifying Guidelines

	Metal Enclosures			Nonmetal Enclosures			
	304 SS	316 SS	Painted CS	Polycarbonate	Compression FRP	Gelcoat FRP	Custom PVC
Cost	4	5	1	2	3	4	4
Weight	5	5	5	2	3	3	2
Impact (flex)	N/A	N/A	N/A	4	3	3	2
Flex Strength (rigidity)	N/A	N/A	N/A	13,000 psi	23,000 psi	33,400 psi	10,500 psi
MFG Process Type	Fabricated sheet	Fabricated sheet	Fabricated sheet	Injection Mold	Compression Mold	Open Mold	Fabricated sheet
Size Limits	Custom NL	Custom NL	Custom NL	Typically up to 18" Max	Typically up to 36" Max	Typically 36" up to 90"	Custom NL
Outdoor Corrosion (rating)	NEMA 4	NEMA 4X	NEMA 4	NEMA 4X	NEMA 4X	NEMA 4X	NEMA 4

Note: Those categories containing rating numbers are based on 1 as low and 5 as high.

Corrosion Resistance Guidelines

	Solvents	Alkalis	Mild Acids
<i>Examples</i>	<i>cleaning solvents carbon tetrachloride isopropyl alcohol perchlorethylene toluene xylene</i>	<i>ammonium chloride ammonium nitrate calcium hydroxide calcium hypochlorite magnesium hydroxide sodium hypochlorite</i>	<i>aluminum chloride boric acid calcium chloride potassium nitrate sea water sodium nitrate zinc chloride</i>
Recommended	304 SS 316 SS Compression Fiberglass Aluminum	304 SS 316 SS	Compression Fiberglass Gelcoat Fiberglass Polycarbonate 304 SS 316 SS
Satisfactory	Painted Carbon Steel Gelcoat Fiberglass	Polycarbonate Gelcoat Fiberglass Compression Fiberglass	Painted Carbon Steel
Limited Use	Polycarbonate	Painted Carbon Steel Aluminum	Aluminum

Note: This chart is only intended to be used as a general guideline for applying "typical" metal and nonmetal enclosures in chemical environments. Allied Moulded Products, Inc. recommends specific material compatibility tests for the most accurate application of enclosures. Please contact Allied Moulded customer service for specific requirements.



AMP Series POLYLINE® JIC Size Junction Boxes: Lift-Off Screw Cover – Solid/Opaque

APPLICATION

- Designed to insulate and protect controls and components in both indoor and outdoor applications often found in industrial control panels, pump controls/waste water treatment, irrigation/water control, solar/wind, and chemical plants
- Light weight, impact resistant and good corrosion resistance for many industrial enclosure applications and a great alternative to metallic enclosures
- Protects from dirt, dust, and water

STANDARDS

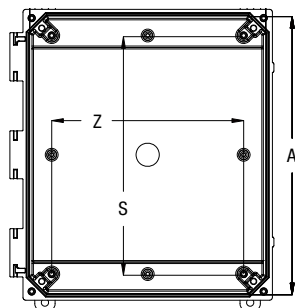
- UL 50 and UL 50E Types 1, 2, 3, 3R, 4, 4X, 6P, 12 and 13
- CSA C22.2 No. 94 Types 1, 2, 3, 3R, 4, 4X, 6P, 12 and 13
- Complies with
 - NEMA Types 1, 2, 3, 3R, 4, 4X, 6P, 12 and 13
 - IEC 60529 Type IP68 submersible up to 24 hours at a depth of 6 feet (1.8 meters)
 - RoHS directive
- For additional physical properties per industry test standards, please refer to the chart on page 6

CONSTRUCTION

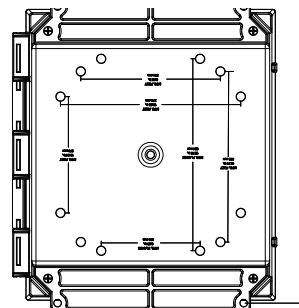
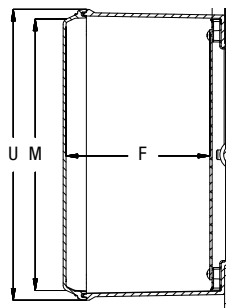
- Injection molded polycarbonate thermoplastic – opaque cover, enclosure base, feet and flanges
- Opaque cover, base, feet, and flanges – Light gray color (RAL 7035)
Note: flanged models are pre-assembled, foot models mounting hardware supplied in a bag
- Stainless steel captive cover screws and foot/flange mounting hardware
- Cover seal – closed cell neoprene cord encased in a continuous tongue and groove channel
- #10-32 threaded brass inserts are installed for optional back panel mounting

ACCESSORIES

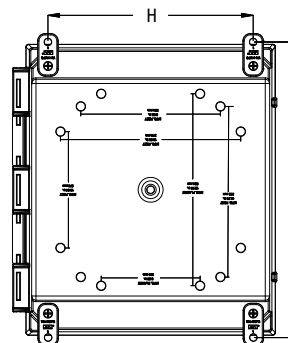
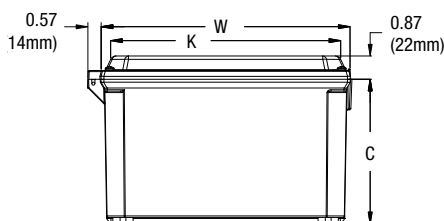
- Optional back panels (white painted steel and aluminum) and hinged front panels (aluminum)
- Optional mounting hardware based on model number – foot or flange mount
- Additional molded-in mounting bosses available for directly mounting DIN rails



NOTE: COVER REMOVED FOR CLARITY



FLANGE MOUNT



FOOT MOUNT

	Box Size Inside Dimensions			Usable Depth	Panel Boss Centers		Flange Mount Centers		Foot Mount Centers		Cover Size				Nom. Wall Thickness
	A	B	C		S	Z	J	I	H	L	K	M	W	U	
AMP664(F)	5.93	6.16	3.98	4.18	4.25	4.25	4.00	6.88 6.75	4.91	6.75	5.89	5.67	6.72	6.50	0.14
	151mm	156mm	101mm	106mm	108mm	108mm	102mm	175mm 171mm	125mm	171mm	150mm	144mm	171mm	165mm	3.7mm
AMP864(F)	7.94	6.16	3.98	4.18	6.25	4.25	4.00	8.88 8.75	4.91	8.75	5.89	7.67	6.72	8.50	0.14
	202mm	156mm	101mm	106mm	159mm	108mm	102mm	226mm 222mm	125mm	222mm	150mm	195mm	171mm	216mm	3.7mm
AMP1084(F)	9.93	8.15	3.98	4.18	8.25	6.25	6.00	10.75	6.91	10.75	7.89	9.67	8.72	10.50	0.14
	252mm	207mm	101mm	106mm	210mm	159mm	152mm	273mm	175mm	273mm	200mm	246mm	221mm	267mm	3.7mm
AMP1206(F)	11.92	10.15	5.98	6.18	10.25	8.25	8.00	12.75	8.82	12.70	9.89	11.67	10.72	12.50	0.14
	303mm	258mm	152mm	157mm	260mm	210mm	203mm	324mm	224mm	323mm	251mm	296mm	272mm	318mm	3.7mm
AMP1426(F)	13.94	12.16	5.98	6.18	12.25	10.25	10.00	14.75 14.62	10.82	14.70	11.89	13.67	12.72	14.50	0.14
	354mm	309mm	152mm	157mm	311mm	260mm	254mm	375mm 371mm	275mm	373mm	302mm	347mm	323mm	368mm	3.7mm

Enclosure base part numbers come standard with 4 separately bagged feet (ex. AMP664)

Add "F" to the part number for factory installed flanges (ex. AMP664F)

"I" dimensions with multiple numbers indicate slotted holes

All dimensions are in inches unless otherwise noted





AMP Series POLYLINE® JIC Size Junction Boxes: Lift-Off Screw Cover – Clear Polycarbonate

APPLICATION

- Designed to insulate and protect controls and components in both indoor and outdoor applications often found in industrial control panels, pump controls/waste water treatment, irrigation/water control, solar/wind, and chemical plants
- Light weight, impact resistant and good corrosion resistance for many industrial enclosure applications and a great alternative to metallic enclosures
- Protects from dirt, dust, and water

STANDARDS

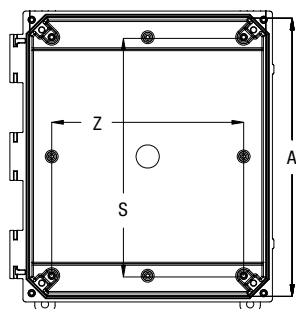
- UL 50 and UL 50E Types 1, 2, 3, 3R, 4, 4X, 6P, 12 and 13
- CSA C22.2 No. 94 Types 1, 2, 3, 3R, 4, 4X, 6P, 12 and 13
- Complies with
 - NEMA Types 1, 2, 3, 3R, 4, 4X, 6P, 12 and 13
 - IEC 60529 Type IP68 submersible up to 24 hours at a depth of 6 feet (1.8 meters)
 - RoHS directive
- For additional physical properties per industry test standards, please refer to the chart on page 6

CONSTRUCTION

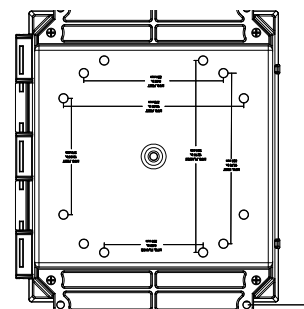
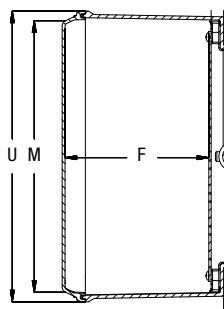
- Injection molded polycarbonate thermoplastic – clear cover, enclosure base, feet and flanges
- Enclosure base, feet, and flanges – Light gray color (RAL 7035)
Note: flanged models are pre-assembled, foot models mounting hardware supplied in a bag
- Stainless steel captive cover screws and foot/flange mounting hardware
- Cover seal – closed cell neoprene cord encased in a continuous tongue and groove channel
- #10-32 threaded brass inserts are installed for optional back panel mounting

ACCESSORIES

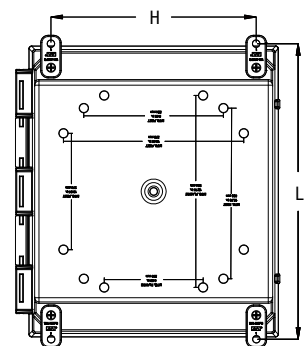
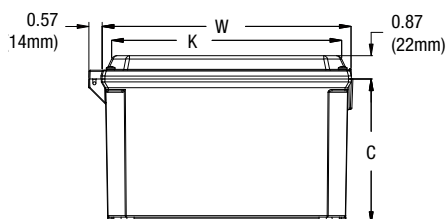
- Optional back panels (white painted steel and aluminum) and hinged front panels (aluminum)
- Optional mounting hardware based on model number – foot or flange mount
- Additional molded-in mounting bosses available for directly mounting DIN rails



NOTE: COVER REMOVED FOR CLARITY



FLANGE MOUNT



FOOT MOUNT

	Box Size Inside Dimensions			Usable Depth	Panel Boss Centers		Flange Mount Centers		Foot Mount Centers		Cover Size				Nom. Wall Thickness
	A	B	C		F	S	Z	J	I	H	L	K	M	W	U
AMP664CC(F)	5.93	6.16	3.98	4.18	4.25	4.25	4.00	6.88 6.75	4.91	6.75	5.89	5.67	6.72	6.50	0.14
	151mm	156mm	101mm	106mm	108mm	108mm	102mm	175mm 171mm	125mm	171mm	150mm	144mm	171mm	165mm	3.7mm
AMP864CC(F)	7.94	6.16	3.98	4.18	6.25	4.25	4.00	8.88 8.75	4.91	8.75	5.89	7.67	6.72	8.50	0.14
	202mm	156mm	101mm	106mm	159mm	108mm	102mm	226mm 222mm	125mm	222mm	150mm	195mm	171mm	216mm	3.7mm
AMP1084CC(F)	9.93	8.15	3.98	4.18	8.25	6.25	6.00	10.75	6.91	10.75	7.89	9.67	8.72	10.50	0.14
	252mm	207mm	101mm	106mm	210mm	159mm	152mm	273mm	175mm	273mm	200mm	246mm	221mm	267mm	3.7mm
AMP1206CC(F)	11.92	10.15	5.98	6.18	10.25	8.25	8.00	12.75	8.82	12.70	9.89	11.67	10.72	12.50	0.14
	303mm	258mm	152mm	157mm	260mm	210mm	203mm	324mm	224mm	323mm	251mm	296mm	272mm	318mm	3.7mm
AMP1426CC(F)	13.94	12.16	5.98	6.18	12.25	10.25	10.00	14.75 14.62	10.82	14.70	11.89	13.67	12.72	14.50	0.14
	354mm	309mm	152mm	157mm	311mm	260mm	254mm	375mm 371mm	275mm	373mm	302mm	347mm	323mm	368mm	3.7mm

Enclosure base part numbers come standard with 4 separately bagged feet (ex. AMP664CC)

Add "F" to the part number for factory installed flanges (ex. AMP664CCF)

"I" dimensions with multiple numbers indicate slotted holes

All dimensions are in inches unless otherwise noted





AMP Series POLYLINE® JIC Size Junction Boxes: Hinged Screw Cover – Solid/Opaque

APPLICATION

- Designed to insulate and protect controls and components in both indoor and outdoor applications often found in industrial control panels, pump controls/waste water treatment, irrigation/water control, solar/wind, and chemical plants
- Light weight, impact resistant and good corrosion resistance for many industrial enclosure applications and a great alternative to metallic enclosures
- Protects from dirt, dust, and water

STANDARDS

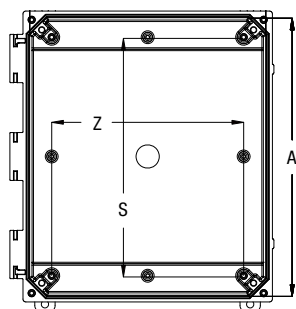
- UL 50 and UL 50E Types 1, 2, 3, 3R, 4, 4X, 6P, 12 and 13
- CSA C22.2 No. 94 Types 1, 2, 3, 3R, 4, 4X, 12 and 13
- Complies with
 - NEMA Types 1, 2, 3, 3R, 4, 4X, 12 and 13
 - IEC 60529 Type IP66
 - RoHS directive
- For additional physical properties per industry test standards, please refer to the chart on page 6

CONSTRUCTION

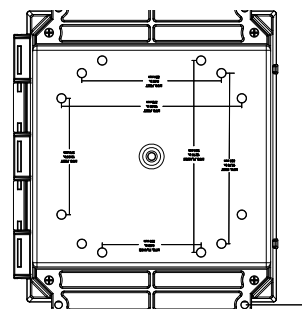
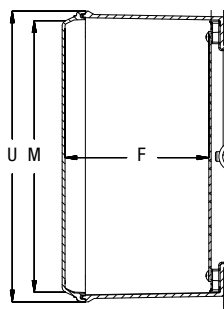
- Injection molded polycarbonate thermoplastic – opaque cover, enclosure base, feet and flanges
- Opaque cover, base, feet, and flanges – Light gray color (RAL 7035)
Note: flanged models are pre-assembled, foot models mounting hardware supplied in a bag
- Stainless steel captive cover screws, hinge pin and foot/flange mounting hardware
- Cover seal – closed cell neoprene cord encased in a continuous tongue and groove channel
- #10-32 threaded brass inserts are installed for optional back panel mounting

ACCESSORIES

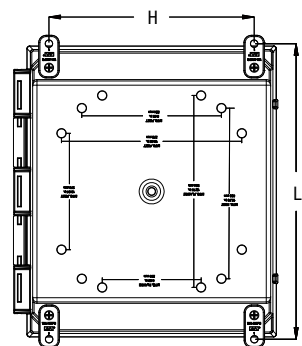
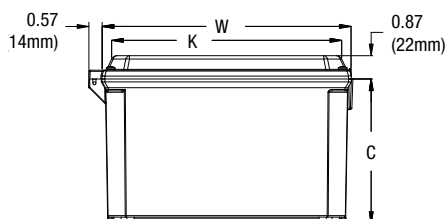
- Optional back panels (white painted steel and aluminum) and hinged front panels (aluminum)
- Optional mounting hardware based on model number – foot or flange mount
- Additional molded-in mounting bosses available for directly mounting DIN rails



NOTE: COVER REMOVED FOR CLARITY



FLANGE MOUNT



FOOT MOUNT

	Box Size Inside Dimensions			Usable Depth F	Panel Boss Centers		Flange Mount Centers		Foot Mount Centers		Cover Size				Nom. Wall Thickness
	A	B	C		S	Z	J	I	H	L	K	M	W	U	
AMP664H(F)	5.93	6.16	3.98	4.18	4.25	4.25	4.00	6.88 6.75	4.91	6.75	5.89	5.67	6.72	6.50	0.14
	151mm	156mm	101mm	106mm	108mm	108mm	102mm	175mm 171mm	125mm	171mm	150mm	144mm	171mm	165mm	3.7mm
AMP864H(F)	7.94	6.16	3.98	4.18	6.25	4.25	4.00	8.88 8.75	4.91	8.75	5.89	7.67	6.72	8.50	0.14
	202mm	156mm	101mm	106mm	159mm	108mm	102mm	226mm 222mm	125mm	222mm	150mm	195mm	171mm	216mm	3.7mm
AMP1084H(F)	9.93	8.15	3.98	4.18	8.25	6.25	6.00	10.75	6.91	10.75	7.89	9.67	8.72	10.50	0.14
	252mm	207mm	101mm	106mm	210mm	159mm	152mm	273mm	175mm	273mm	200mm	246mm	221mm	267mm	3.7mm
AMP1206H(F)	11.92	10.15	5.98	6.18	10.25	8.25	8.00	12.75	8.82	12.70	9.89	11.67	10.72	12.50	0.14
	303mm	258mm	152mm	157mm	260mm	210mm	203mm	324mm	224mm	323mm	251mm	296mm	272mm	318mm	3.7mm
AMP1426H(F)	13.94	12.16	5.98	6.18	12.25	10.25	10.00	14.75 14.62	10.82	14.70	11.89	13.67	12.72	14.50	0.14
	354mm	309mm	152mm	157mm	311mm	260mm	254mm	375mm 371mm	275mm	373mm	302mm	347mm	323mm	368mm	3.7mm

Enclosure base part numbers come standard with 4 separately bagged feet (ex. AMP664H)

Add "F" to the part number for factory installed flanges (ex. AMP664HF)

"I" dimensions with multiple numbers indicate slotted holes

All dimensions are in inches unless otherwise noted





AMP Series POLYLINE® JIC Size Junction Boxes: Hinged Screw Cover – Clear Polycarbonate

APPLICATION

- Designed to insulate and protect controls and components in both indoor and outdoor applications often found in industrial control panels, pump controls/waste water treatment, irrigation/water control, solar/wind, and chemical plants
- Light weight, impact resistant and good corrosion resistance for many industrial enclosure applications and a great alternative to metallic enclosures
- Protects from dirt, dust, and water

STANDARDS

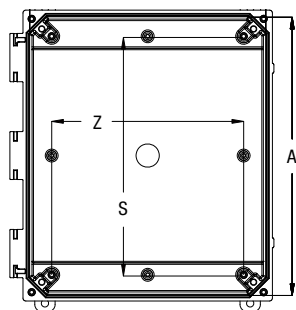
- UL 50 and UL 50E Types 1, 2, 3, 3R, 4, 4X, 6P, 12 and 13
- CSA C22.2 No. 94 Types 1, 2, 3, 3R, 4, 4X, 12 and 13
- Complies with
 - NEMA Types 1, 2, 3, 3R, 4, 4X, 12 and 13
 - IEC 60529 Type IP66
 - RoHS directive
- For additional physical properties per industry test standards, please refer to the chart on page 6

CONSTRUCTION

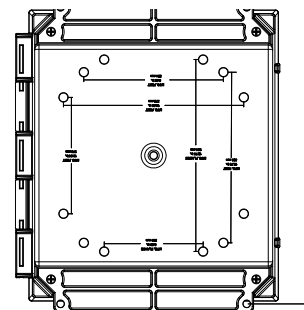
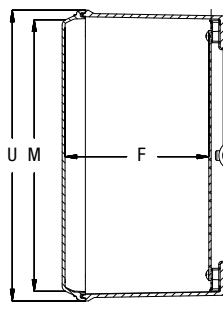
- Injection molded polycarbonate thermoplastic – clear cover, enclosure base, feet and flanges
- Enclosure base, feet, and flanges – Light gray color (RAL 7035)
Note: flanged models are pre-assembled, foot models mounting hardware supplied in a bag
- Stainless steel captive cover screws, hinge pin and foot/flange mounting hardware
- Cover seal – closed cell neoprene cord encased in a continuous tongue and groove channel
- #10-32 threaded brass inserts are installed for optional back panel mounting

ACCESSORIES

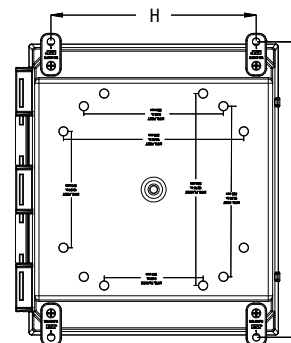
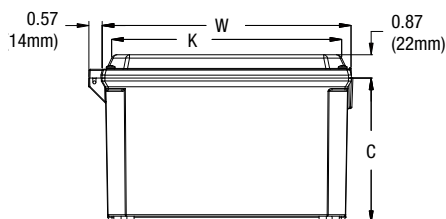
- Optional back panels (white painted steel and aluminum) and hinged front panels (aluminum)
- Optional mounting hardware based on model number – foot or flange mount
- Additional molded-in mounting bosses available for directly mounting DIN rails



NOTE: COVER REMOVED FOR CLARITY



FLANGE MOUNT



FOOT MOUNT

	Box Size Inside Dimensions			Usable Depth	Panel Boss Centers		Flange Mount Centers		Foot Mount Centers		Cover Size				Nom. Wall Thickness
	A	B	C		F	S	Z	J	I	H	L	K	M	W	U
AMP664CCH(F)	5.93	6.16	3.98	4.18	4.25	4.25	4.00	6.88 6.75	4.91	6.75	5.89	5.67	6.72	6.50	0.14
	151mm	156mm	101mm	106mm	108mm	108mm	102mm	175mm 171mm	125mm	171mm	150mm	144mm	171mm	165mm	3.7mm
AMP864CCH(F)	7.94	6.16	3.98	4.18	6.25	4.25	4.00	8.88 8.75	4.91	8.75	5.89	7.67	6.72	8.50	0.14
	202mm	156mm	101mm	106mm	159mm	108mm	102mm	226mm 222mm	125mm	222mm	150mm	195mm	171mm	216mm	3.7mm
AMP1084CCH(F)	9.93	8.15	3.98	4.18	8.25	6.25	6.00	10.75	6.91	10.75	7.89	9.67	8.72	10.50	0.14
	252mm	207mm	101mm	106mm	210mm	159mm	152mm	273mm	175mm	273mm	200mm	246mm	221mm	267mm	3.7mm
AMP1206CCH(F)	11.92	10.15	5.98	6.18	10.25	8.25	8.00	12.75	8.82	12.70	9.89	11.67	10.72	12.50	0.14
	303mm	258mm	152mm	157mm	260mm	210mm	203mm	324mm	224mm	323mm	251mm	296mm	272mm	318mm	3.7mm
AMP1426CCH(F)	13.94	12.16	5.98	6.18	12.25	10.25	10.00	14.75 14.62	10.82	14.70	11.89	13.67	12.72	14.50	0.14
	354mm	309mm	152mm	157mm	311mm	260mm	254mm	375mm 371mm	275mm	373mm	302mm	347mm	323mm	368mm	3.7mm

Enclosure base part numbers come standard with 4 separately bagged feet (ex. AMP664CCH)

Add "F" to the part number for factory installed flanges (ex. AMP664CCHF)

"I" dimensions with multiple numbers indicate slotted holes

All dimensions are in inches unless otherwise noted





AMP Series POLYLINE® JIC Size Junction Boxes: Nonmetal Snap Latch Hinged Cover – Solid/Opaque

APPLICATION

- Designed to insulate and protect controls and components in both indoor and outdoor applications often found in industrial control panels, pump controls/waste water treatment, irrigation/water control, solar/wind, and chemical plants
- Light weight, impact resistant and good corrosion resistance for many industrial enclosure applications and a great alternative to metallic enclosures
- Protects from dirt, dust, and water

STANDARDS

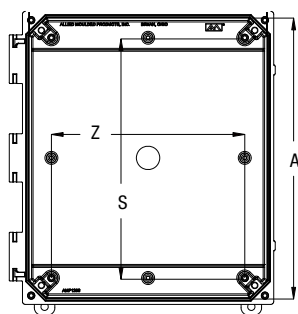
- UL 50 and UL 50E Types 1, 2, 3, 3R, 4, 4X, 6P, 12 and 13
- CSA C22.2 No. 94 Types 1, 2, 3, 3R, 4, 4X, 12 and 13
- Complies with
 - NEMA Types 1, 2, 3, 3R, 4, 4X, 12 and 13
 - IEC 60529 Type IP66
 - RoHS directive
- For additional physical properties per industry test standards, please refer to the chart on page 6

CONSTRUCTION

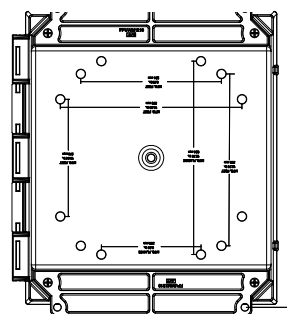
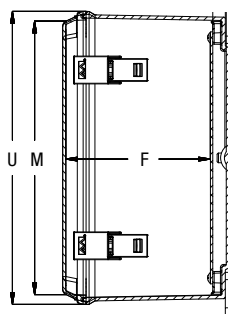
- Injection molded polycarbonate thermoplastic – opaque cover, enclosure base, snap latches, feet and flanges
- Opaque cover, base, padlockable snap latches, feet, and flanges – Light gray color (RAL 7035)
Note: flanged models are pre-assembled, foot models mounting hardware supplied in a bag
- Stainless steel, hinge pin and foot/flange mounting hardware
- Cover seal – closed cell neoprene cord encased in a continuous tongue and groove channel
- #10-32 threaded brass inserts are installed for optional back panel mounting

ACCESSORIES

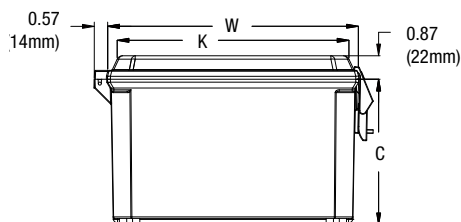
- Optional back panels (white painted steel and aluminum) and hinged front panels (aluminum)
- Optional mounting hardware based on model number – foot or flange mount
- Additional molded-in mounting bosses available for directly mounting DIN rails



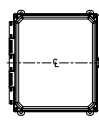
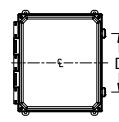
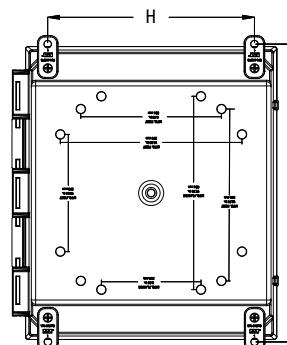
NOTE: COVER REMOVED FOR CLARITY



FLANGE MOUNT



LATCH LOCATIONS

FOR USE ON
6x6x4
8x6x4
10x6x4FOR USE ON
12x10x6 D=7.5 (191mm)
14x12x6 D=8.0 (203mm)

FOOT MOUNT

	Box Size Inside Dimensions			Usable Depth F	Panel Boss Centers		Flange Mount Centers		Foot Mount Centers		Cover Size				Nom. Wall Thickness
	A	B	C		S	Z	J	I	H	L	K	M	W	U	
AMP664NL(F)	5.93	6.16	3.98	4.18	4.25	4.25	4.00	6.88 6.75	4.91	6.75	5.89	5.67	6.72	6.50	0.14
	151mm	156mm	101mm	106mm	108mm	108mm	102mm	175mm 171mm	125mm	171mm	150mm	144mm	171mm	165mm	3.7mm
AMP864NL(F)	7.94	6.16	3.98	4.18	6.25	4.25	4.00	8.88 8.75	4.91	8.75	5.89	7.67	6.72	8.50	0.14
	202mm	156mm	101mm	106mm	159mm	108mm	102mm	226mm 222mm	125mm	222mm	150mm	195mm	171mm	216mm	3.7mm
AMP1084NL(F)	9.93	8.15	3.98	4.18	8.25	6.25	6.00	10.75	6.91	10.75	7.89	9.67	8.72	10.50	0.14
	252mm	207mm	101mm	106mm	210mm	159mm	152mm	273mm	175mm	273mm	200mm	246mm	221mm	267mm	3.7mm
AMP1206NL(F)	11.92	10.15	5.98	6.18	10.25	8.25	8.00	12.75	8.82	12.70	9.89	11.67	10.72	12.50	0.14
	303mm	258mm	152mm	157mm	260mm	210mm	203mm	324mm	224mm	323mm	251mm	296mm	272mm	318mm	3.7mm
AMP1426NL(F)	13.94	12.16	5.98	6.18	12.25	10.25	10.00	14.75 14.62	10.82	14.70	11.89	13.67	12.72	14.50	0.14
	354mm	309mm	152mm	157mm	311mm	260mm	254mm	375mm 371mm	275mm	373mm	302mm	347mm	323mm	368mm	3.7mm

Enclosure base part numbers come standard with 4 separately bagged feet (ex. AMP664NL)

Add "F" to the part number for factory installed flanges (ex. AMP664NLF)

"I" dimensions with multiple numbers indicate slotted holes

All dimensions are in inches unless otherwise noted



Order Today! Phone: 1-800-722-2679 Fax: 1-800-237-7269 Email: sales@alliedmoulded.com

Courtesy of Steven Engineering, Inc. - (800) 258-9200 - sales@steveneng.com - www.stevenengineering.com



AMP Series POLYLINE® JIC Size Junction Boxes: Nonmetal Snap Latch Hinged Cover – Clear Polycarbonate

APPLICATION

- Designed to insulate and protect controls and components in both indoor and outdoor applications often found in industrial control panels, pump controls/waste water treatment, irrigation/water control, solar/wind, and chemical plants
- Light weight, impact resistant and good corrosion resistance for many industrial enclosure applications and a great alternative to metallic enclosures
- Protects from dirt, dust, and water

STANDARDS

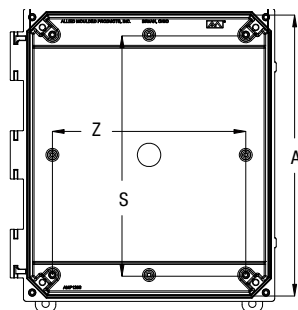
- UL 50 and UL 50E Types 1, 2, 3, 3R, 4, 4X, 6P, 12 and 13
- CSA C22.2 No. 94 Types 1, 2, 3, 3R, 4, 4X, 12 and 13
- Complies with
 - NEMA Types 1, 2, 3, 3R, 4, 4X, 12 and 13
 - IEC 60529 Type IP66
 - RoHS directive
- For additional physical properties per industry test standards, please refer to the chart on page 6

CONSTRUCTION

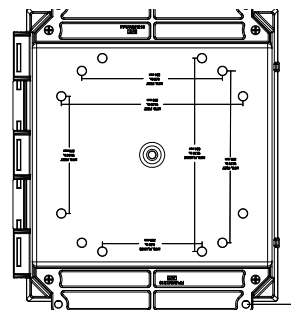
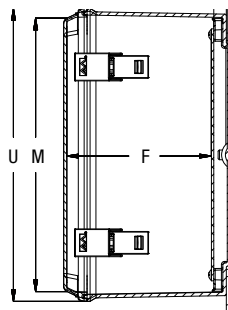
- Injection molded polycarbonate thermoplastic – clear cover, enclosure base, snap latches feet and flanges
- Enclosure base, padlockable snap latches, feet, and flanges – Light gray color (RAL 7035)
Note: flanged models are pre-assembled, foot models mounting hardware supplied in a bag
- Stainless steel, hinge pin and foot/flange mounting hardware
- Cover seal – closed cell neoprene cord encased in a continuous tongue and groove channel
- #10-32 threaded brass inserts are installed for optional back panel mounting

ACCESSORIES

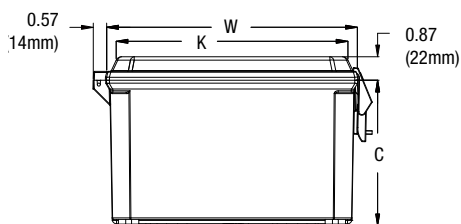
- Optional back panels (white painted steel and aluminum) and hinged front panels (aluminum)
- Optional mounting hardware based on model number – foot or flange mount
- Additional molded-in mounting bosses available for directly mounting DIN rails



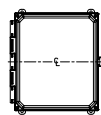
NOTE: COVER REMOVED FOR CLARITY



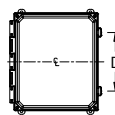
FLANGE MOUNT



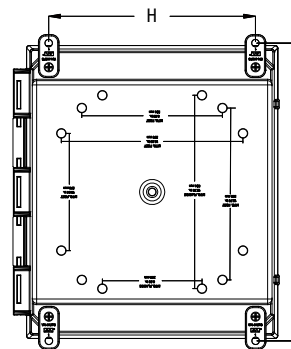
LATCH LOCATIONS



FOR USE ON
6x6x4
8x6x4
10x6x4



FOR USE ON
12x10x6 D=7.5 (191mm)
14x12x6 D=8.0 (203mm)



FOOT MOUNT

	Box Size Inside Dimensions			Usable Depth	Panel Boss Centers		Flange Mount Centers		Foot Mount Centers		Cover Size				Nom. Wall Thickness
	A	B	C		F	S	Z	J	I	H	L	K	M	W	U
AMP664CCNL(F)	5.93	6.16	3.98	4.18	4.25	4.25	4.00	6.88 6.75	4.91	6.75	5.89	5.67	6.72	6.50	0.14
	151mm	156mm	101mm	106mm	108mm	108mm	102mm	175mm 171mm	125mm	171mm	150mm	144mm	171mm	165mm	3.7mm
AMP864CCNL(F)	7.94	6.16	3.98	4.18	6.25	4.25	4.00	8.88 8.75	4.91	8.75	5.89	7.67	6.72	8.50	0.14
	202mm	156mm	101mm	106mm	159mm	108mm	102mm	226mm 222mm	125mm	222mm	150mm	195mm	171mm	216mm	3.7mm
AMP1084CCNL(F)	9.93	8.15	3.98	4.18	8.25	6.25	6.00	10.75	6.91	10.75	7.89	9.67	8.72	10.50	0.14
	252mm	207mm	101mm	106mm	210mm	159mm	152mm	273mm	175mm	273mm	200mm	246mm	221mm	267mm	3.7mm
AMP1206CCNL(F)	11.92	10.15	5.98	6.18	10.25	8.25	8.00	12.75	8.82	12.70	9.89	11.67	10.72	12.50	0.14
	303mm	258mm	152mm	157mm	260mm	210mm	203mm	324mm	224mm	323mm	251mm	296mm	272mm	318mm	3.7mm
AMP1426CCNL(F)	13.94	12.16	5.98	6.18	12.25	10.25	10.00	14.75 14.62	10.82	14.70	11.89	13.67	12.72	14.50	0.14
	354mm	309mm	152mm	157mm	311mm	260mm	254mm	375mm 371mm	275mm	373mm	302mm	347mm	323mm	368mm	3.7mm

Enclosure base part numbers come standard with 4 separately bagged feet (ex. AMP664CCNL)

Add "F" to the part number for factory installed flanges (ex. AMP664CCNLF)

"I" dimensions with multiple numbers indicate slotted holes

All dimensions are in inches unless otherwise noted





AMP Series POLYLINE® JIC Size Junction Boxes: Metal Snap Latch Hinged Cover – Solid/Opaque

APPLICATION

- Designed to insulate and protect controls and components in both indoor and outdoor applications often found in industrial control panels, pump controls/waste water treatment, irrigation/water control, solar/wind, and chemical plants
- Light weight, impact resistant and good corrosion resistance for many industrial enclosure applications and a great alternative to metallic enclosures
- Protects from dirt, dust, and water

STANDARDS

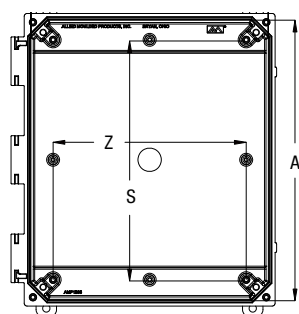
- UL 50 and UL 50E Types 1, 2, 3, 3R, 4, 4X, 6P, 12 and 13
- CSA C22.2 No. 94 Types 1, 2, 3, 3R, 4, 4X, 12 and 13
- Complies with
 - NEMA Types 1, 2, 3, 3R, 4, 4X, 12 and 13
 - IEC 60529 Type IP66
 - RoHS directive
- For additional physical properties per industry test standards, please refer to the chart on page 6

CONSTRUCTION

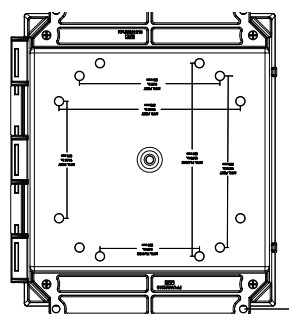
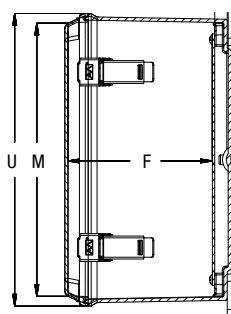
- Injection molded polycarbonate thermoplastic – opaque cover, enclosure base, feet and flanges
- Opaque cover, base, feet, and flanges – Light gray color (RAL 7035)
Note: flanged models are pre-assembled, foot models mounting hardware supplied in a bag
- Stainless steel padlockable snap latches, hinge pin and foot/flange mounting hardware
- Cover seal – closed cell neoprene cord encased in a continuous tongue and groove channel
- #10-32 threaded brass inserts are installed for optional back panel mounting

ACCESSORIES

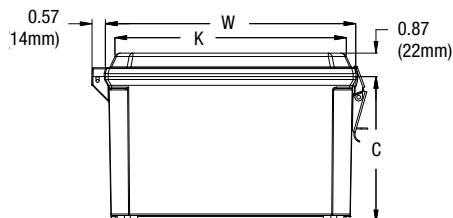
- Optional back panels (white painted steel and aluminum) and hinged front panels (aluminum)
- Optional mounting hardware based on model number – foot or flange mount
- Additional molded-in mounting bosses available for directly mounting DIN rails



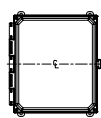
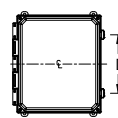
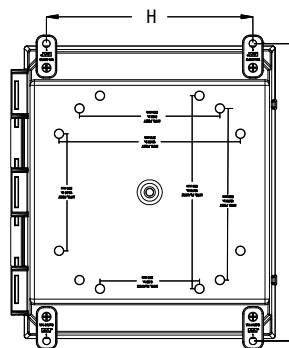
NOTE: COVER REMOVED FOR CLARITY



FLANGE MOUNT



LATCH LOCATIONS

FOR USE ON
6x6x4
8x6x4
10x6x4FOR USE ON
12x10x6 D=7.5 (191mm)
14x12x6 D=8.0 (203mm)

FOOT MOUNT

	Box Size Inside Dimensions			Usable Depth	Panel Boss Centers		Flange Mount Centers		Foot Mount Centers		Cover Size				Nom. Wall Thickness
	A	B	C		S	Z	J	I	H	L	K	M	W	U	
AMP664L(F)	5.93	6.16	3.98	4.18	4.25	4.25	4.00	6.88 6.75	4.91	6.75	5.89	5.67	6.72	6.50	0.14
	151mm	156mm	101mm	106mm	108mm	108mm	102mm	175mm 171mm	125mm	171mm	150mm	144mm	171mm	165mm	3.7mm
AMP864L(F)	7.94	6.16	3.98	4.18	6.25	4.25	4.00	8.88 8.75	4.91	8.75	5.89	7.67	6.72	8.50	0.14
	202mm	156mm	101mm	106mm	159mm	108mm	102mm	226mm 222mm	125mm	222mm	150mm	195mm	171mm	216mm	3.7mm
AMP1084L(F)	9.93	8.15	3.98	4.18	8.25	6.25	6.00	10.75	6.91	10.75	7.89	9.67	8.72	10.50	0.14
	252mm	207mm	101mm	106mm	210mm	159mm	152mm	273mm	175mm	273mm	200mm	246mm	221mm	267mm	3.7mm
AMP1206L(F)	11.92	10.15	5.98	6.18	10.25	8.25	8.00	12.75	8.82	12.70	9.89	11.67	10.72	12.50	0.14
	303mm	258mm	152mm	157mm	260mm	210mm	203mm	324mm	224mm	323mm	251mm	296mm	272mm	318mm	3.7mm
AMP1426L(F)	13.94	12.16	5.98	6.18	12.25	10.25	10.00	14.75 14.62	10.82	14.70	11.89	13.67	12.72	14.50	0.14
	354mm	309mm	152mm	157mm	311mm	260mm	254mm	375mm 371mm	275mm	373mm	302mm	347mm	323mm	368mm	3.7mm

Enclosure base part numbers come standard with 4 separately bagged feet (ex. AMP664L)

Add "F" to the part number for factory installed flanges (ex. AMP664LF)

"I" dimensions with multiple numbers indicate slotted holes

All dimensions are in inches unless otherwise noted





AMP Series POLYLINE® JIC Size Junction Boxes: Metal Snap Latch Hinged Cover – Clear Polycarbonate

APPLICATION

- Designed to insulate and protect controls and components in both indoor and outdoor applications often found in industrial control panels, pump controls/waste water treatment, irrigation/water control, solar/wind, and chemical plants
- Light weight, impact resistant and good corrosion resistance for many industrial enclosure applications and a great alternative to metallic enclosures
- Protects from dirt, dust, and water

STANDARDS

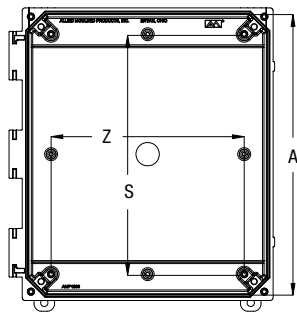
- UL 50 and UL 50E Types 1, 2, 3, 3R, 4, 4X, 12 and 13
- CSA C22.2 No. 94 Types 1, 2, 3, 3R, 4, 4X, 12 and 13
- Complies with
 - NEMA Types 1, 2, 3, 3R, 4, 4X, 12 and 13
 - IEC 60529 Type IP66
 - RoHS directive
- For additional physical properties per industry test standards, please refer to the chart on page 6

CONSTRUCTION

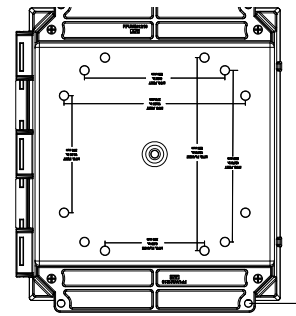
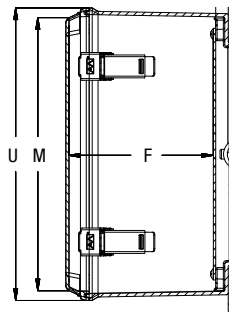
- Injection molded polycarbonate thermoplastic – clear cover, enclosure base, feet and flanges
- Enclosure base, feet, and flanges – Light gray color (RAL 7035)
Note: flanged models are pre-assembled, foot models mounting hardware supplied in a bag
- Stainless steel padlockable snap latches, hinge pin and foot/flange mounting hardware
- Cover seal – closed cell neoprene cord encased in a continuous tongue and groove channel
- #10-32 threaded brass inserts are installed for optional back panel mounting

ACCESSORIES

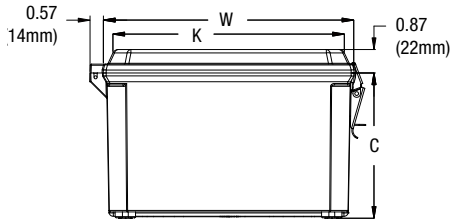
- Optional back panels (white painted steel and aluminum) and hinged front panels (aluminum)
- Optional mounting hardware based on model number – foot or flange mount
- Additional molded-in mounting bosses available for directly mounting DIN rails



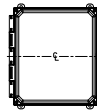
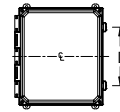
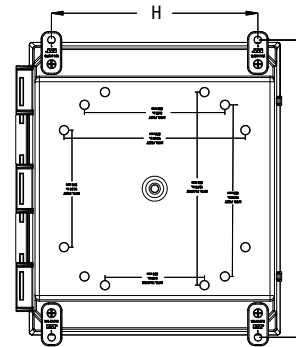
NOTE: COVER REMOVED FOR CLARITY



FLANGE MOUNT



LATCH LOCATIONS

FOR USE ON
6x6x4
8x6x4
10x6x4FOR USE ON
12x10x6 D=7.5 (191mm)
14x12x6 D=8.0 (203mm)

FOOT MOUNT

	Box Size Inside Dimensions			Usable Depth	Panel Boss Centers		Flange Mount Centers		Foot Mount Centers		Cover Size				Nom. Wall Thickness
	A	B	C		S	Z	J	I	H	L	K	M	W	U	
AMP664CCL(F)	5.93	6.16	3.98	4.18	4.25	4.25	4.00	6.88 6.75	4.91	6.75	5.89	5.67	6.72	6.50	0.14
	151mm	156mm	101mm	106mm	108mm	108mm	102mm	175mm 171mm	125mm	171mm	150mm	144mm	171mm	165mm	3.7mm
AMP864CCL(F)	7.94	6.16	3.98	4.18	6.25	4.25	4.00	8.88 8.75	4.91	8.75	5.89	7.67	6.72	8.50	0.14
	202mm	156mm	101mm	106mm	159mm	108mm	102mm	226mm 222mm	125mm	222mm	150mm	195mm	171mm	216mm	3.7mm
AMP1084CCL(F)	9.93	8.15	3.98	4.18	8.25	6.25	6.00	10.75	6.91	10.75	7.89	9.67	8.72	10.50	0.14
	252mm	207mm	101mm	106mm	210mm	159mm	152mm	273mm	175mm	273mm	200mm	246mm	221mm	267mm	3.7mm
AMP1206CCL(F)	11.92	10.15	5.98	6.18	10.25	8.25	8.00	12.75	8.82	12.70	9.89	11.67	10.72	12.50	0.14
	303mm	258mm	152mm	157mm	260mm	210mm	203mm	324mm	224mm	323mm	251mm	296mm	272mm	318mm	3.7mm
AMP1426CCL(F)	13.94	12.16	5.98	6.18	12.25	10.25	10.00	14.75 14.62	10.82	14.70	11.89	13.67	12.72	14.50	0.14
	354mm	309mm	152mm	157mm	311mm	260mm	254mm	375mm 371mm	275mm	373mm	302mm	347mm	323mm	368mm	3.7mm

Enclosure base part numbers come standard with 4 separately bagged feet (ex. AMP664CCL)

Add "F" to the part number for factory installed flanges (ex. AMP664CCLF)

"I" dimensions with multiple numbers indicate slotted holes

All dimensions are in inches unless otherwise noted

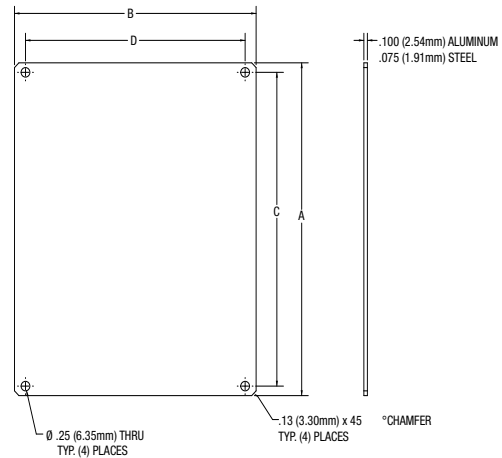


POLYLINE® Series Optional Back Panels:

“PL” Painted White Carbon Steel or “PLA” Aluminum

STEEL (P/N)	ALUM (P/N)	A	B	C	D
PL66	PLA66	4.81 122 mm	4.81 122 mm	4.25 108 mm	4.25 108 mm
PL86	PLA86	6.75 171 mm	4.88 124 mm	6.25 159 mm	4.25 108 mm
PL108	PLA108	8.75 222 mm	6.88 175 mm	8.25 210 mm	6.25 159 mm
PL120	PLA120	10.75 273 mm	8.88 226 mm	10.25 260 mm	8.25 210 mm
PL142	PLA142	12.75 324 mm	10.88 276 mm	12.25 311 mm	10.25 260 mm

All dimensions are in inches unless otherwise noted.

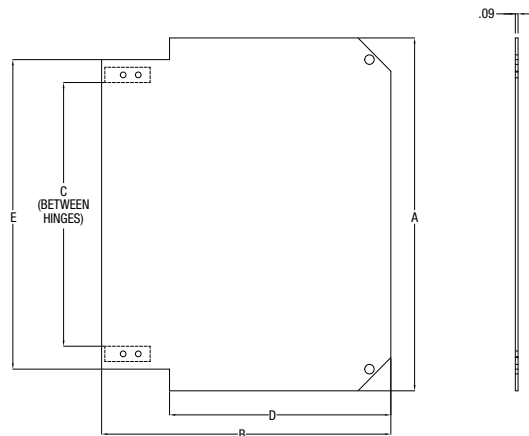



POLYLINE® Series Optional Hinged Front Panels:

“HFPP” Aluminum Panel Systems

HFPP Kit (P/N)	Enclosure Base (P/N)	A	B	C	D	E
HFPP66	AMP664	5.44 138 mm	5.61 142 mm	2.64 67 mm	3.36 85 mm	4.19 106 mm
HFPP86	AMP864	7.44 189 mm	5.61 142 mm	4.64 118 mm	3.36 85 mm	6.19 157 mm
HFPP108	AMP1084	9.43 240 mm	7.63 194 mm	6.63 168 mm	5.38 137 mm	8.18 208 mm
HFPP120	AMP1206	11.55 293 mm	9.58 243 mm	8.63 219 mm	7.33 186 mm	10.13 257 mm
HFPP142	AMP1426	13.10 333 mm	11.25 286 mm	10.61 269 mm	9.00 229 mm	11.75 298 mm

All dimensions are in inches unless otherwise noted.


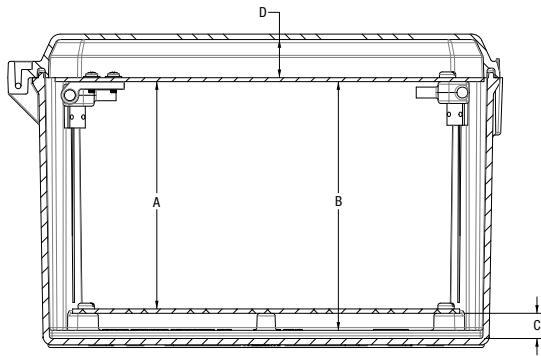


POLYLINE® Series Hinged Front Panels Installed:

To show the range of adjustability, kit & enclosure ordered separately

	Enclosure Used With	Optional Aluminum Back Panel	Optional Aluminum Back Panel	Optional Steel Back Panel	Optional Steel Back Panel	Without Optional Back Panel	Without Optional Back Panel	C=BOTTOM to Panel Mount Bosses	D=Hinged Front Panel to Inside Cover	D=Hinged Front Panel to Inside Cover
HFPP Kit (P/N)	(base P/N)	A (MAX.)	A (MIN.)	A(MAX.)	A(MIN.)	B(MAX.)	B(MIN.)		(MIN.)	(MAX.)
HFPP66	AMP664	3.21 82 mm	1.71 43 mm	3.24 82 mm	1.74 44 mm	3.89 99 mm	2.39 61 mm	.58 15 mm	.88 22 mm	2.38 60 mm
HFPP86	AMP864	3.21 82 mm	1.71 43 mm	3.24 82 mm	1.74 44 mm	3.89 99 mm	2.39 61 mm	.58 15 mm	.88 22 mm	2.38 60 mm
HFPP108	AMP1084	3.21 82 mm	1.71 43 mm	3.24 82 mm	1.74 44 mm	3.89 99 mm	2.39 61 mm	.58 15 mm	.88 22 mm	2.38 60 mm
HFPP120	AMP1206	5.21 132 mm	3.71 94 mm	5.24 133 mm	3.74 95 mm	5.89 150 mm	4.39 112 mm	.58 15 mm	.88 22 mm	2.38 60 mm
HFPP142	AMP1426	5.21 132 mm	3.71 94 mm	5.24 133 mm	3.74 95 mm	5.89 150 mm	4.39 112 mm	.58 15 mm	.88 22 mm	2.38 60 mm

All dimensions are in inches unless otherwise noted.



ULTRAGUARD® MATERIAL FORMULATION

ULTRAGUARD® -- Allied Moulded's new proprietary fiberglass reinforced polyester material formulation.

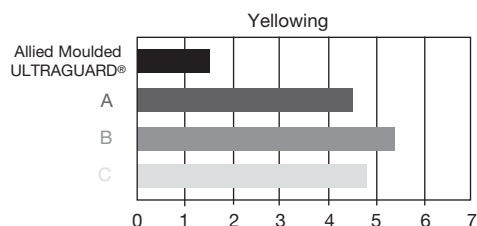
Allied's Materials Research and Development laboratory successfully optimized ingredients to create a formulation with the ability to resist the effects of UV degradation. The formulation was developed through the effective use of UV absorbers that provide protection by physically absorbing light in specific ranges of wavelengths, HALS (Hindered Amine Light Stabilizers), and antioxidants. Together, all three classes of stabilizers provide specific protection to modes of failure associated with outdoor exposure.

ULTRAGUARD® VERSUS THE COMPETITION

Allied's new ULTRAGUARD formulation out performed materials used by three leading fiberglass enclosure manufacturers. The following four key areas were benchmarked, with ULTRAGUARD® easily coming out on top:

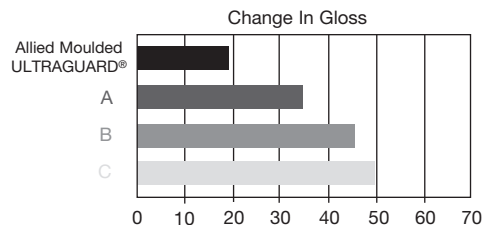
Yellowing (Delta B-change from original)

65-70% improvement over leading competitive enclosure manufacturers.



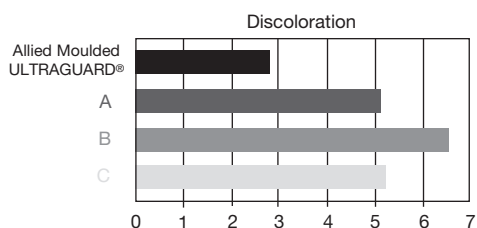
Change In Gloss (% change from original)

44-62% improvement over leading competitive enclosure manufacturers.



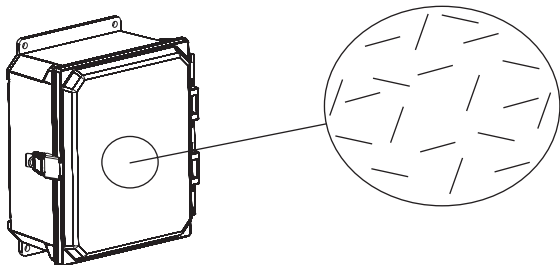
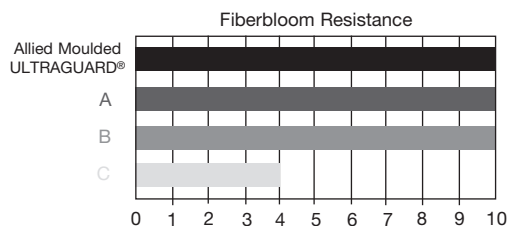
Discoloration (Delta E-change from original)

44-57% improvement over leading competitive enclosure manufacturers.



Fiberbloom resistance (change in aesthetics and texture)

60% improvement over one competitor.
Equivalent results compared to two remaining competitors.

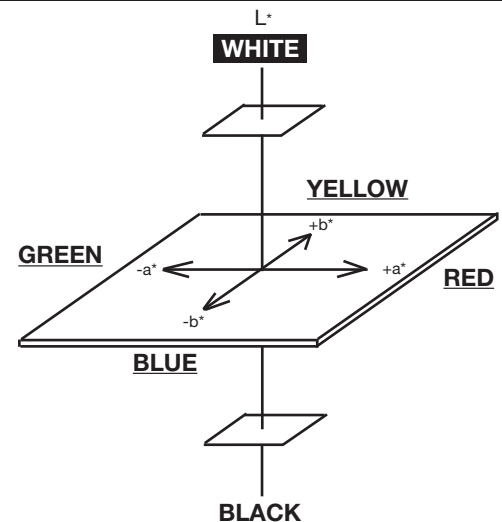


ULTRAGUARD® - HOW IT BENEFITS CUSTOMERS

Allied Moulded's new ULTRAGUARD formulation, while retaining its already robust structural integrity, now has an enhanced surface finish with improved aesthetics. Based upon customer feedback, Allied Moulded recognized an increased number of customer applications requiring outdoor capability and the related challenges to non-metallic enclosure designs. This is why Allied Moulded chose to invest in continuous improvement of our material formulations. Customer applications often require enclosures to be mounted on expensive systems where aesthetic appearance is critical. Changes in enclosure color, texture, and gloss in these applications are not acceptable. Fiberbloom, for example, not only is aesthetically unattractive, but can also be an issue if people come in physical contact with the enclosure surface. Literally defined, fiberbloom is degradation of the polyester compound surface during long-term outdoor exposure, resulting in the eventual exposure of glass fibers. Fiberbloom does not affect the structural integrity or NEMA rating of the enclosures.

ULTRAGUARD® - HOW THE RESULTS WERE PROVEN

Allied Moulded's Materials R&D lab team accepted the continuous improvement project challenge of finding a synergistic combination of compounds that would improve material resistance to color change, gloss change, surface degradation, and exposure of surface glass particles. They successfully met the challenge of maintaining standard material characteristics: UL 94 5V flame test standards and RoHS directive (Restriction of Hazardous Substances). The new formulation also does not contain antimony or halogens, which reduce the risk of smoke borne toxicity. Allied's research and development lab replaced subjective test results found in normal field testing with objective test results that were achieved with industry accepted lab equipment. Internal lab tests and outsourced "Independent Lab" testing (Q-lab Weathers Research Service) was conducted with a QUV accelerated weathering tester. Gloss readings were recorded using a BYK Micro Tri-Gloss machine and color data was recorded using a Hunter Lab ColorQuest sphere instrument. All test results were obtained and reported per ASTM & ISO standards.



L* a* b* Color Space - Instrumental color readings utilize three numbers to describe a color baseline.

ULTRAGUARD® VERSUS STEEL ENCLOSURES

While outdoor exposure appears to present problems for non-metal enclosures, there are many other reasons why non-metal enclosures are strongly preferred and why they actually provide better solutions. Weight, corrosion, ease of modification, resistance to dents and loss of seal integrity are all key issues that must be considered when choosing between non-metal and steel enclosures. **ULTRAGUARD FRP is the preferred alternative.**





THE FIBERGLASS ADVANTAGE

Fiberglass—The Superior Enclosure Material

Allied Moulded fiberglass enclosures are fabricated from our own proprietary ULTRAGUARD® formulation. This material provides superior performance and protective properties in a wide variety of environments. Please make reference to our performance comparison chart of enclosure materials on page 29.

Beyond Meeting Standards to Exceeding Expectations

Of course, Allied Moulded fiberglass enclosures are designed and regularly tested to meet stringent UL® and CSA® specifications, but we don't stop there. Our full line of corrosion-resistant, maintenance-free fiberglass enclosures is designed to provide optimum protection in the harshest environments, from water treatment facilities and irrigation systems to oil refineries and chemical processing plants.



Outperforming the Alternatives

Fiberglass reinforced polyester (FRP) offers significant benefits over metal enclosures such as carbon and stainless steel.




Compare them and you'll discover that fiberglass reinforced polyester enclosures are:

- Lighter and easier to handle
- Strong enough to hold up under extreme conditions
- Equal to stainless steel in corrosion and chemical resistance, and far better than carbon steel
- Non-conductive—an electrical insulator rather than electrical conductor
- Much easier to punch, drill or saw
- Less expensive to ship

Allied Moulded enclosures also outperform other non-metallic alternatives in areas such as:


- Chemical resistance
- Protection against degradation due to UV exposure
- Resistance to extreme temperatures
- Flame retardant properties



Take the time to compare the cost, quality and performance of our fiberglass reinforced polyester products and you'll see why we say Allied Moulded has the superior enclosure solutions.

Performance Comparison of Enclosure Materials

	Fiberglass	Stainless Steel	Carbon Steel	PVC	Polycarbonate
Corrosive Resistance	Excellent	Excellent	Poor	Excellent	Fair
Chemical Resistance	Excellent	Excellent	Poor	Very Good	Good
Relative Cost	Low	High	Low to Moderate	Low	Low to Moderate
Drilling, Punching & Cutting	Very Easy	Extremely Hard	Hard	Very Easy	Easy
Dielectric Strength	Electrical Insulator	Electrical Conductor	Electrical Conductor	Electrical Insulator	Electrical Insulator
Weight	Light	Heavy	Heavy	Light	Light



AM SERIES


AM Series boxes are designed to insulate and protect controls and components in both indoor and outdoor applications and are especially well suited for high temperature or corrosive environments. They feature flat covers with a variety of latching options that allow you to provide the level of security or ease of access needed for each application.

The AM Series offers a wide variety of sizes and configurations, including:

- Small junction boxes
- Inline pushbutton enclosures in one-, two-, or three-hole configurations and two hole sizes
- Standard JIC size enclosures


AM Series Features & Benefits

- Molded ULTRAGUARD® fiberglass reinforced polyester material construction for durability
- Continuous 300 series stainless steel hinge
- Closed-cell neoprene gasket encased in continuous channel
- Matching flat cover
- 300 series stainless steel hardware and mounting feet
- Mounting panel inserts for optional back panel
- UV stabilized for outdoor use



Suitable Applications

- Electrical junctions
- Terminal wiring
- Electrical and electronic controls, instruments, components
- Housing pushbuttons, switches and other devices
- Other industrial control equipment



AM Series Specifications

- Non-corrosive
- Non-conductive
- Temperature-resistant
- Fire-resistant
- Rated NEMA 1, 2, 3, 3R, 4, 4X, 12, 13
- UL listed
- CSA certified
- Compliant with RoHS directive

Accessories

- Back panels available in painted carbon steel, aluminum, fiberglass, or galvanized steel
- UV resistant polycarbonate viewing windows
- Thermal management products


Modifications

We are pleased to modify any of our standard products to fit your needs. We have the lowest volume requirements on custom work in the industry, and quick turnaround time.

We can modify any of our AM Series enclosures with:

- Custom holes and cutouts
- Custom size polycarbonate viewing windows
- Molded-in color matches
- Hinge installed on short side
- EMI/RFI shielding
- Factory-supplied silk screening

For complete details on factory modifications including a modification request form, see pages 136-138.



AM Series Small Junction Boxes: Lift-Off Screw Cover

APPLICATION

- Designed for use as electrical junction boxes, terminal wiring boxes, instrumentation housings and electrical control enclosures
- Especially well suited for high temperature or corrosive environments
- Protects from dirt, dust, oil and water
- For use with industrial control equipment in ordinary locations

STANDARDS

- UL 50 and UL 50E Types 1, 2, 3, 3R, 4, 4X, 12 and 13
- CSA C22.2 No. 94 Types 1, 2, 3, 3R, 4, 4X, 12 and 13
- Complies with
 - NEMA Types 1, 2, 3, 3R, 4, 4X, 12 and 13
 - IEC 60529 Type IP66
 - RoHS directive
- For additional physical properties per industry test standards, please refer to the chart on page 140

CONSTRUCTION

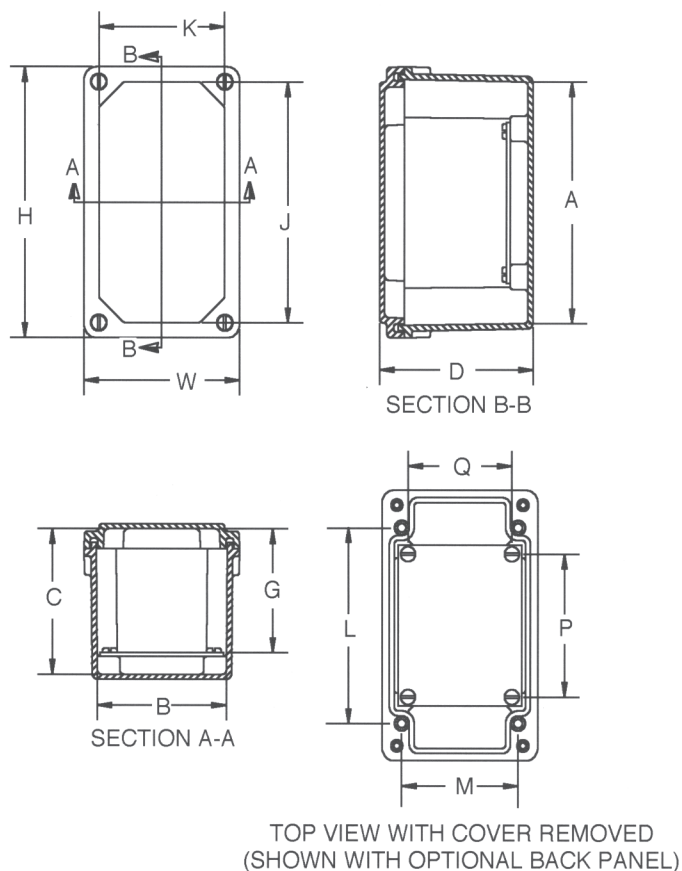
- Rugged, molded ULTRAGUARD® fiberglass reinforced polyester material construction with reinforced corners
- Two standard sizes: 7" x 4" x 3" and 9" x 4" x 3"
- 300 series stainless steel captive cover screws and mounting feet
- "Tongue and groove" type closed-cell neoprene gasket
- Threaded inserts for optional back panel
- UV stabilized for outdoor use

ACCESSORIES

- Optional back panels

MODIFICATIONS

- Custom holes and cutouts
- Custom size polycarbonate viewing windows
- Molded-in color matches
- EMI/RFI shielding
- Factory-supplied silk screening



Optional Aluminum/Fiberglass Back Panel

Part No.	Height	Width
PA74, PF74	4.00 102mm	3.13 80mm
PA94, PF94	6.25 159mm	3.13 80mm


All dimensions are in inches unless otherwise noted.
Thickness; "PA" (.100) "PF" (.125)

Part No.	Overall			Inside				J	K	L	M	P	Q
	H	W	D	A	B	C	G						
AM743	6.74 171mm	3.93 100mm	3.88 99mm	6.01 153mm	3.26 83mm	3.63 92mm	3.08 78mm	6.13 156mm	3.31 84mm	4.88 124mm	2.94 75mm	3.56 90mm	2.63 67mm
AM743(SF*)	6.74 171mm	3.93 100mm	3.88 99mm	6.01 153mm	3.26 83mm	3.63 92mm	3.08 78mm	6.13 156mm	3.31 84mm	4.88 124mm	2.94 75mm	3.56 90mm	2.63 67mm
AM943	8.99 228mm	3.93 100mm	3.88 99mm	8.26 210mm	3.26 83mm	3.63 92mm	3.08 78mm	8.31 211mm	3.31 84mm	7.13 181mm	2.94 75mm	5.81 148mm	2.63 67mm
AM943(SF*)	8.99 228mm	3.93 100mm	3.88 99mm	8.26 210mm	3.26 83mm	3.63 92mm	3.08 78mm	8.31 211mm	3.31 84mm	7.13 181mm	2.94 75mm	5.81 148mm	2.63 67mm

All dimensions are in inches unless otherwise noted.

*Available with or without stainless steel mounting feet. Suffix "SF" denotes box without mounting feet.





AM Series Pushbutton Enclosures: Inline Lift-Off Screw Cover

APPLICATION

- Designed to insulate and house pushbuttons and switches in applications that require a human-machine interface
- Especially well suited for high temperature or corrosive environments
- Protects from dirt, dust, oil and water
- For use with industrial control equipment in ordinary locations

STANDARDS

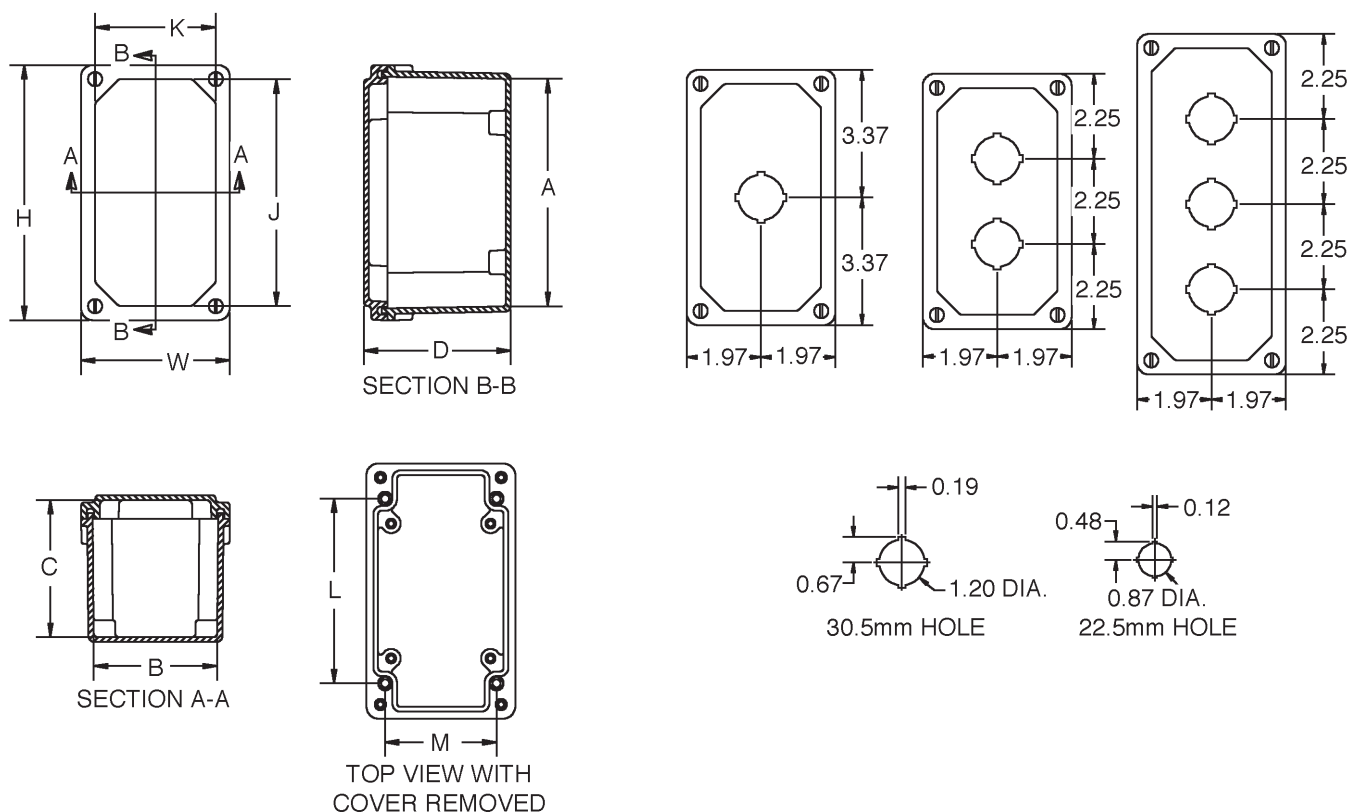
- UL 50 and UL 50E Types 1, 2, 3, 3R, 4, 4X, 12 and 13
- CSA C22.2 No. 94 Types 1, 2, 3, 3R, 4, 4X, 12 and 13
- Complies with
 - NEMA Types 1, 2, 3, 3R, 4, 4X, 12 and 13
 - IEC 60529 Type IP66
 - RoHS directive
- For additional physical properties per industry test standards, please refer to the chart on page 140

CONSTRUCTION

- Rugged, molded ULTRAGUARD® fiberglass reinforced polyester material construction with reinforced corners
- Available with either 30.5mm or 22.5mm holes
- 300 series stainless steel captive cover screws
- “Tongue and groove” type closed-cell neoprene gasket
- Grounding strap included
- UV stabilized for outdoor use

MODIFICATIONS

- Molded-in color matches
- EMI/RFI shielding
- Factory-supplied silk screening

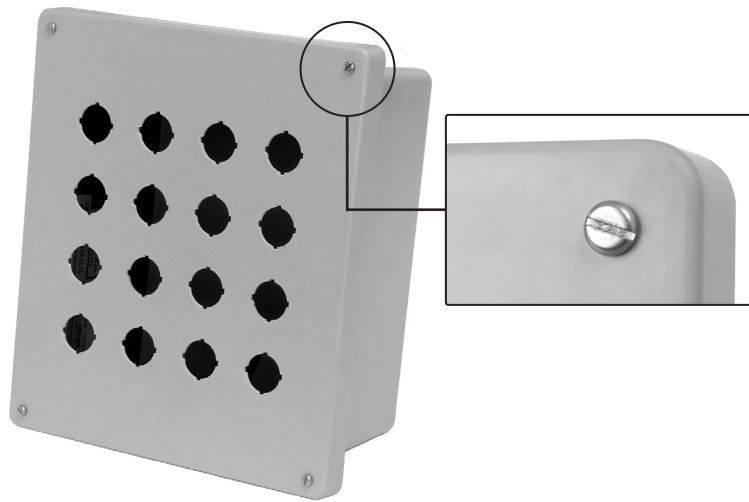


Part No.	Overall			Inside			J	K	L	M	Holes	Size
	H	W	D	A	B	C						
AM1PB	6.74 171mm	3.93 100mm	3.88 99mm	6.01 153mm	3.26 83mm	3.63 92mm	6.13 156mm	3.31 84mm	4.88 124mm	2.94 75mm	1 1	1.20 30.5mm
AM1PB22	6.74 171mm	3.93 100mm	3.88 99mm	6.01 153mm	3.26 83mm	3.63 92mm	6.13 156mm	3.31 84mm	4.88 124mm	2.94 75mm	1 1	0.87 22.5mm
AM2PB	6.74 171mm	3.93 100mm	3.88 99mm	6.01 153mm	3.26 83mm	3.63 92mm	6.13 156mm	3.31 84mm	4.88 124mm	2.94 75mm	2 2	1.20 30.5mm
AM2PB22	6.74 171mm	3.93 100mm	3.88 99mm	6.01 153mm	3.26 83mm	3.63 92mm	6.13 156mm	3.31 84mm	4.88 124mm	2.94 75mm	2 2	0.87 22.5mm
AM3PB	8.99 228mm	3.93 100mm	3.88 99mm	8.26 210mm	3.26 83mm	3.63 92mm	8.31 211mm	3.31 84mm	7.13 181mm	2.94 75mm	3 3	1.20 30.5mm
AM3PB22	8.99 228mm	3.93 100mm	3.88 99mm	8.26 210mm	3.26 83mm	3.63 92mm	8.31 211mm	3.31 84mm	7.13 181mm	2.94 75mm	3 3	0.87 22.5mm

All dimensions are in inches unless otherwise noted.

Note: Mounting feet are not included as standard.





AM Series Pushbutton Enclosures: Multi-Hole Lift-Off Screw Cover

APPLICATION

- Designed to insulate and house pushbuttons and switches in applications that require a human-machine interface
- Especially well suited for high temperature or corrosive environments
- Protects from dirt, dust, oil and water
- For use with industrial control equipment in ordinary locations

STANDARDS

- UL 50 and UL 50E Types 1, 2, 3, 3R, 4, 4X, 12 and 13
- CSA C22.2 No. 94 Types 1, 2, 3, 3R, 4, 4X, 12 and 13
- Complies with
 - NEMA Types 1, 2, 3, 3R, 4, 4X, 12 and 13
 - IEC 60529 Type IP66
 - RoHS directive
- For additional physical properties per industry test standards, please refer to the chart on page 140

CONSTRUCTION

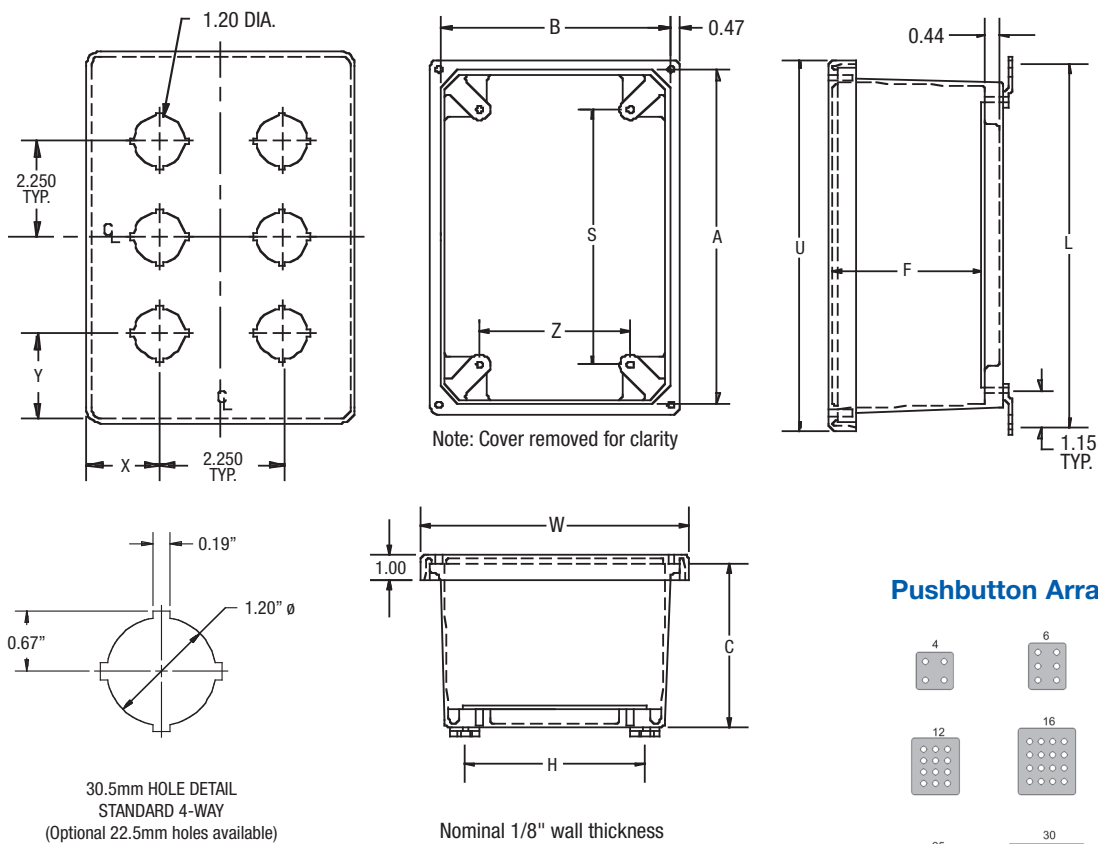
- Constructed to requirements of CSA Enc. 5 based on standard component cutout
- Strong, molded ULTRAGUARD® fiberglass reinforced polyester material construction
- 300 series stainless steel captive cover screws
- Gasket made of closed cell neoprene cord encased in a continuous channel
- 300 series stainless steel wall mounting feet with 10-32 stainless steel screws included
- #10-32 threaded inserts are installed for optional back panel
- UV stabilized for outdoor use

ACCESSORIES

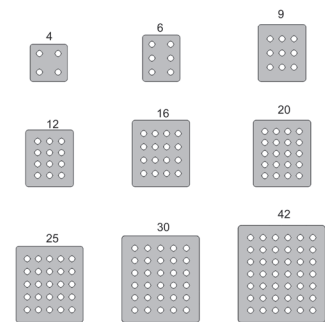
- Optional back panels (See table on pages 128-129)

MODIFICATIONS

- Molded-in color matches
- EMI/RFI shielding
- Factory-supplied silk screening
- Optional 22.5mm holes (add "22" suffix to part number)



Pushbutton Arrangements




AM SERIES

Note: To order product with 22.5mm holes, please add "22" suffix to part number (e.g., AM664P422) and contact customer service for lead times.

Part No.	Box Size			Usable Depth	Panel Boss Centers		Panel Sizes		Foot Mount Centers		Cover Size		No. of Holes	X	Y
	A	B	C		S	Z	Height	Weight	H	L	U	W			
AM664P4	6.10	6.10	4.18	3.76	4.25	4.25	4.81	4.81	5.01	7.32	7.69	7.69	4	2.72	2.72
	155mm	155mm	106mm	96mm	108mm	108mm	122mm	122mm	127mm	186mm	195mm	195mm		69mm	69mm
AM864P6	8.00	6.13	4.13	3.68	6.25	4.25	6.75	4.88	5.01	9.19	9.59	7.71	6	2.72	2.55
	203mm	156mm	105mm	93mm	159mm	108mm	171mm	124mm	127mm	233mm	244mm	196mm		69mm	65mm
AM1084P9	10.14	8.26	4.13	3.68	8.25	6.25	8.75	6.88	7.01	11.19	11.73	9.85	9	2.68	3.62
	258mm	210mm	105mm	93mm	210mm	159mm	222mm	175mm	178mm	284mm	298mm	250mm		68mm	92mm
AM1086P9	10.14	8.26	6.13	5.68	8.25	6.25	8.75	6.88	7.01	11.19	11.73	9.85	9	2.68	3.62
	258mm	210mm	156mm	144mm	210mm	159mm	222mm	175mm	178mm	284mm	298mm	250mm		68mm	92mm
AM1086P12	10.14	8.26	6.13	5.68	8.25	6.25	8.75	6.88	7.01	11.19	11.73	9.85	12	2.68	2.49
	258mm	210mm	156mm	144mm	210mm	159mm	273mm	226mm	178mm	284mm	298mm	250mm		68mm	63mm
AM1206P16	12.14	10.26	6.13	5.68	10.25	8.25	10.75	8.88	9.01	13.19	13.73	11.85	16	2.55	3.49
	308mm	261mm	156mm	144mm	260mm	210mm	324mm	276mm	229mm	335mm	349mm	301mm		65mm	89mm
AM1206P20	12.14	10.26	6.13	5.68	10.25	8.25	10.75	8.88	9.01	13.19	13.73	11.85	20	2.55	2.37
	308mm	261mm	156mm	144mm	260mm	210mm	375mm	327mm	229mm	335mm	349mm	301mm		65mm	60mm
AM1426P25	14.13	12.26	6.13	5.68	12.25	10.25	12.75	10.88	11.01	15.19	15.73	13.85	25	2.43	3.37
	359mm	311mm	156mm	144mm	311mm	260mm	324mm	276mm	280mm	386mm	400mm	352mm		62mm	86mm
AM1648P30	16.27	14.40	8.13	7.68	14.25	12.25	14.75	12.88	13.01	17.19	17.87	15.99	30	3.50	3.31
	413mm	366mm	207mm	195mm	362mm	311mm	375mm	375mm	330mm	437mm	454mm	406mm		89mm	84mm
AM1868P42	18.4	16.40	8.13	7.68	16.25	14.25	16.88	14.88	14.97	19.28	20.00	18.00	42	3.38	3.25
	467mm	417mm	207mm	195mm	413mm	362mm	468mm	367mm	380mm	490mm	508mm	457mm		86mm	83mm

All dimensions are in inches unless otherwise noted.





AM Series Pushbutton Enclosures: Multi-Hole Hinged Screw Cover

APPLICATION

- Designed to insulate and house pushbuttons and switches in applications that require a human-machine interface
- Especially well suited for high temperature or corrosive environments
- Protects from dirt, dust, oil and water
- For use with industrial control equipment in ordinary locations

STANDARDS

- UL 50 and UL 50E Types 1, 2, 3, 3R, 4, 4X, 12 and 13
- CSA C22.2 No. 94 Types 1, 2, 3, 3R, 4, 4X, 12 and 13
- Complies with
 - NEMA Types 1, 2, 3, 3R, 4, 4X, 12 and 13
 - IEC 60529 Type IP66
 - RoHS directive
- For additional physical properties per industry test standards, please refer to the chart on page 140

CONSTRUCTION

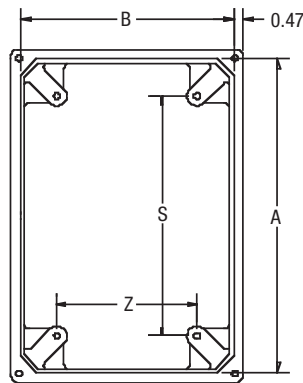
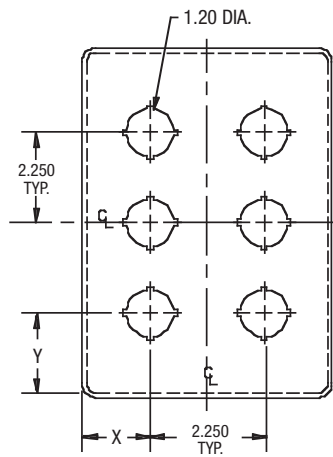
- Constructed to requirements of CSA Enc. 5 based on standard component cutout
- Strong, molded ULTRAGUARD® fiberglass reinforced polyester material construction
- 300 series stainless steel captive cover screws
- Continuous stainless steel hinge
- Gasket made of closed cell neoprene cord encased in a continuous channel
- 300 series stainless steel wall mounting feet with 10-32 stainless steel screws included
- #10-32 threaded inserts are installed for optional back panel
- UV stabilized for outdoor use

ACCESSORIES

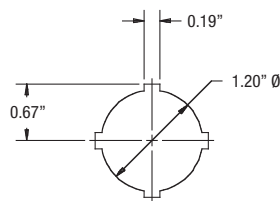
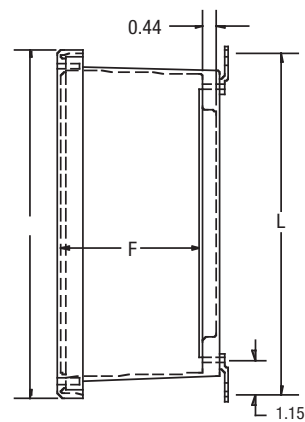
- Optional back panels (See table on pages 128-129)

MODIFICATIONS

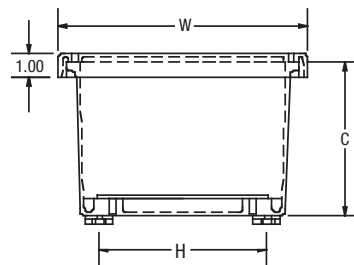
- Molded-in color matches
- EMI/RFI shielding
- Factory-supplied silk screening
- Optional 22.5mm holes (add "22" suffix to part number)



Note: Cover removed for clarity

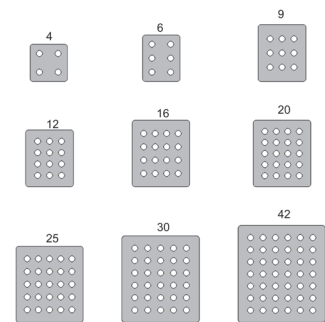


30.5mm HOLE DETAIL
STANDARD 4-WAY
(Optional 22.5mm holes available)



Nominal 1/8" wall thickness

Pushbutton Arrangements



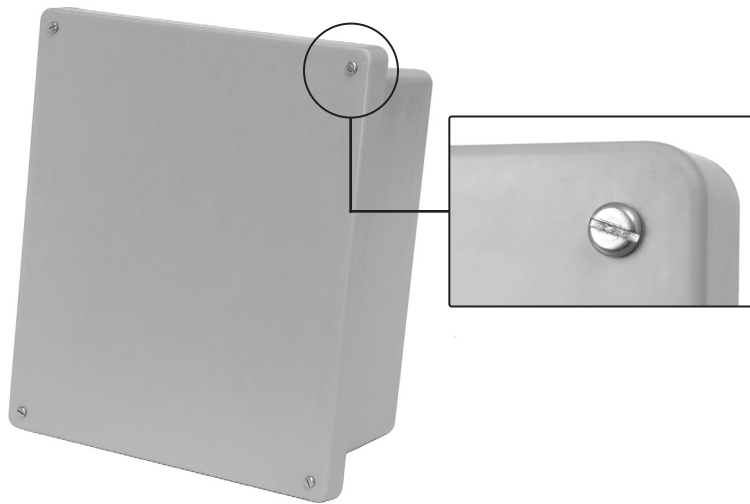
AM SERIES

Note: To order product with 22.5mm holes, please add "22" suffix to part number (e.g., AM664HP422) and contact customer service for lead times.

Part No.	Box Size			Usable Depth	Panel Boss Centers		Panel Sizes		Foot Mount Centers		Cover Size		No. of Holes	X	Y
	A	B	C		S	Z	Height	Weight	H	L	U	W			
AM664HP4	6.10 155mm	6.10 155mm	4.18 106mm	3.76 96mm	4.25 108mm	4.25 108mm	4.81 122mm	4.81 122mm	5.01 127mm	7.32 186mm	7.69 195mm	7.69 195mm	4	2.72 69mm	2.72 69mm
AM864HP6	8.00 203mm	6.13 156mm	4.13 105mm	3.68 93mm	6.25 159mm	4.25 108mm	6.75 171mm	4.88 124mm	5.01 127mm	9.19 233mm	9.59 244mm	7.71 196mm	6	2.72 69mm	2.55 65mm
AM1084HP9	10.14 258mm	8.26 210mm	4.13 105mm	3.68 93mm	8.25 210mm	6.25 159mm	8.75 222mm	6.88 175mm	7.01 178mm	11.19 284mm	11.73 298mm	9.85 250mm	9	2.68 68mm	3.62 92mm
AM1086HP9	10.14 258mm	8.26 210mm	6.13 156mm	5.68 144mm	8.25 210mm	6.25 159mm	8.75 222mm	6.88 175mm	7.01 178mm	11.19 284mm	11.73 298mm	9.85 250mm	9	2.68 68mm	3.62 92mm
AM1086HP12	10.14 258mm	8.26 210mm	6.13 156mm	5.68 144mm	8.25 210mm	6.25 159mm	8.75 222mm	6.88 175mm	7.01 178mm	11.19 284mm	11.73 298mm	9.85 250mm	12	2.68 68mm	2.49 63mm
AM1206HP16	12.14 308mm	10.26 261mm	6.13 156mm	5.68 144mm	10.25 260mm	8.25 210mm	10.75 273mm	8.88 226mm	9.01 229mm	13.19 335mm	13.73 349mm	11.85 301mm	16	2.55 65mm	3.49 89mm
AM1206HP20	12.14 308mm	10.26 261mm	6.13 156mm	5.68 144mm	10.25 260mm	8.25 210mm	10.75 273mm	8.88 226mm	9.01 229mm	13.19 335mm	13.73 349mm	11.85 301mm	20	2.55 65mm	2.37 60mm
AM1426HP25	14.13 359mm	12.26 311mm	6.13 156mm	5.68 144mm	12.25 311mm	10.25 260mm	12.75 324mm	10.88 276mm	11.01 280mm	15.19 386mm	15.73 400mm	13.85 352mm	25	2.43 62mm	3.37 86mm
AM1648HP30	16.27 413mm	14.40 366mm	8.13 207mm	7.68 195mm	14.25 362mm	12.25 311mm	14.75 375mm	12.88 327mm	13.01 330mm	17.19 437mm	17.87 454mm	15.99 406mm	30	3.50 89mm	3.31 84mm
AM1868HP42	18.40 467mm	16.40 417mm	8.13 207mm	7.68 195mm	16.25 413mm	14.25 362mm	16.88 429mm	14.88 378mm	14.97 380mm	19.28 490mm	20.00 508mm	18.00 457mm	42	3.38 86mm	3.25 83mm

All dimensions are in inches unless otherwise noted.





AM Series JIC Size Junction Boxes: Lift-Off Screw Cover

APPLICATION

- Designed to insulate and protect controls and components in both indoor and outdoor applications
- Especially well suited for high temperature or corrosive environments
- Protects from dirt, dust, oil and water
- For use with industrial control equipment in ordinary locations

STANDARDS

- UL 50 and UL 50E Types 1, 2, 3, 3R, 4, 4X, (6P for sizes 6" x 6" up through 14" x 12") 12, and 13
- CSA C22.2 No. 94 Types 1, 2, 3, 3R, 4, 4X, (6P for sizes 6" x 6" up through 14" x 12") 12 and 13
- Complies with
 - NEMA Types 1, 2, 3, 3R, 4, 4X, (6P for sizes 6" x 6" up through 14" x 12") 12 and 13
 - IEC 60529 Type IP66 and units rated 6P are IP68 submersible up to 24 hours at a depth of 6 feet (1.8 meters)
 - RoHS directive
- For additional physical properties per industry test standards, please refer to the chart on page 140

CONSTRUCTION

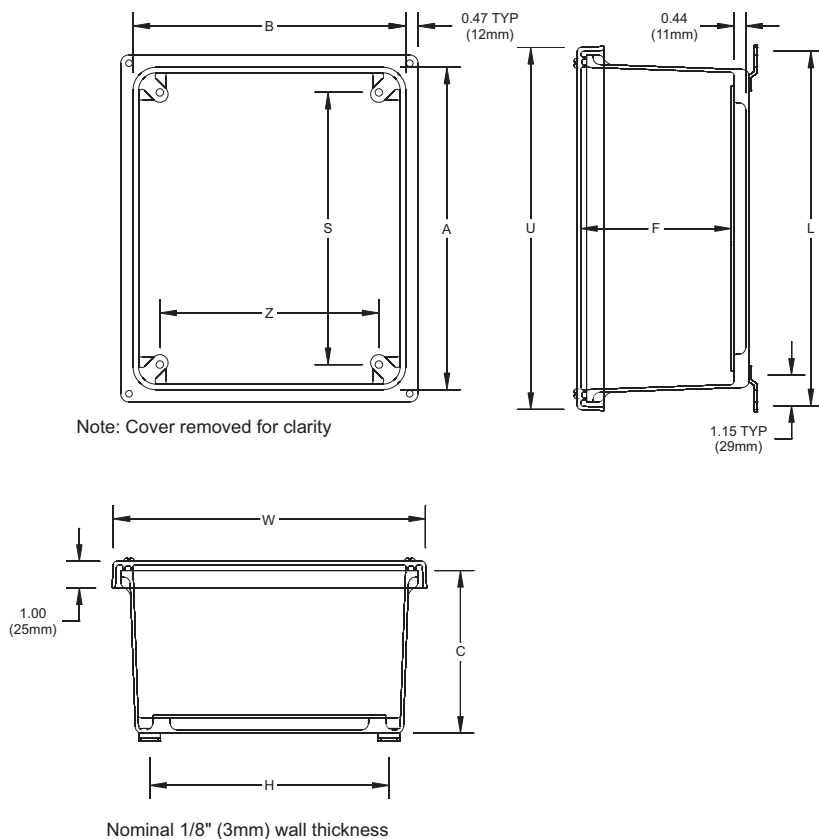
- Strong, molded ULTRAGUARD® fiberglass reinforced polyester material construction with matching flat cover
- 300 series stainless steel captive cover screws
- Gasket made of closed cell neoprene cord encased in a continuous channel
- 300 series stainless steel wall mounting feet with 10-32 stainless steel screws included
- #10-32 threaded inserts are installed for optional back panel
- JIC sizing
- ULTRAGUARD® fiberglass material is easily punched, drilled or sawed
- UV stabilized for outdoor use

ACCESSORIES

- Optional back panels (See table on pages 128-129)
- Optional thermal management products (See pages 131-132)

MODIFICATIONS

- Custom holes and cutouts
- Custom size polycarbonate viewing windows
- Hinge installed on short side
- Molded-in color matches
- EMI/RFI shielding
- Factory-supplied silk screening

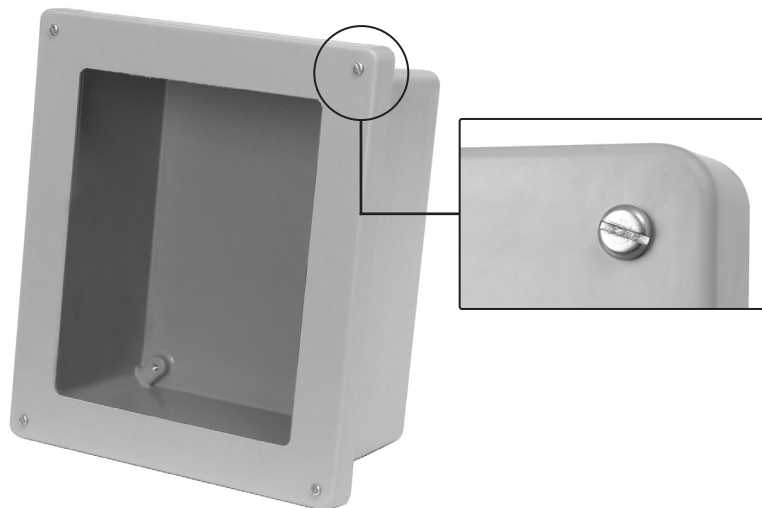


Part No.	Box Size			Usable Depth	Panel Boss Centers		Panel Sizes		Foot Mount Centers		Cover Size	
	A	B	C	F	S	Z	Height	Width	H	L	U	W
AM664	6.10	6.10	4.18	3.76	4.25	4.25	4.81	4.81	5.01	7.32	7.69	7.69
	155mm	155mm	106mm	96mm	108mm	108mm	122mm	122mm	127mm	186mm	195mm	195mm
AM864	8.00	6.13	4.13	3.68	6.25	4.25	6.75	4.88	5.01	9.19	9.59	7.71
	203mm	156mm	105mm	93mm	159mm	108mm	171mm	124mm	127mm	233mm	244mm	196mm
AM1084	10.14	8.26	4.13	3.68	8.25	6.25	8.75	6.88	7.01	11.19	11.73	9.85
	258mm	210mm	105mm	93mm	210mm	159mm	222mm	175mm	178mm	284mm	298mm	250mm
AM1086	10.14	8.26	6.13	5.68	8.25	6.25	8.75	6.88	7.01	11.19	11.73	9.85
	258mm	210mm	156mm	144mm	210mm	159mm	222mm	175mm	178mm	284mm	298mm	250mm
AM1206	12.14	10.26	6.13	5.68	10.25	8.25	10.75	8.88	9.01	13.19	13.73	11.85
	308mm	261mm	156mm	144mm	260mm	210mm	273mm	226mm	229mm	335mm	349mm	301mm
AM1426	14.13	12.26	6.13	5.68	12.25	10.25	12.75	10.88	11.01	15.19	15.73	13.85
	359mm	311mm	156mm	144mm	311mm	260mm	324mm	276mm	280mm	386mm	400mm	352mm
AM1648	16.27	14.40	8.13	7.68	14.25	12.25	14.75	12.88	13.01	17.19	17.87	15.99
	413mm	366mm	207mm	195mm	362mm	311mm	375mm	327mm	330mm	437mm	454mm	406mm
AM1868	18.40	16.40	8.13	7.68	16.25	14.25	16.88	14.88	14.97	19.28	20.00	18.00
	467mm	417mm	207mm	195mm	413mm	362mm	429mm	378mm	380mm	490mm	508mm	457mm
AM2068	20.00	16.00	8.13	7.68	17.81	13.81	18.44	14.44	14.54	20.84	21.59	17.59
	508mm	406mm	207mm	195mm	452mm	351mm	468mm	367mm	369mm	529mm	548mm	447mm

All dimensions are in inches unless otherwise noted.

Sizes 6" x 6" x 4" up through 14" x 12" x 6" are rated 6P (IP68).





AM Series JIC Size Junction Boxes: Lift-Off Screw Cover With Window

APPLICATION

- Designed to insulate and house electrical and electronic controls, instruments or components for indoor and outdoor applications
- Especially well suited for high temperature or corrosive environments
- Protects from dirt, dust, oil and water
- For use with industrial control equipment in ordinary locations
- Window unit provides viewing area for instrumentation or equipment

STANDARDS

- UL 50 and UL 50E Types 1, 2, 3, 3R, 4, 4X, 12 and 13
- CSA C22.2 No. 94 Types 1, 2, 3, 3R, 4, 4X, 12 and 13
- Complies with
 - NEMA Types 1, 2, 3, 3R, 4, 4X, 12 and 13
 - IEC 60529 Type IP66
 - RoHS directive
- For additional physical properties per industry test standards, please refer to the chart on page 140

CONSTRUCTION

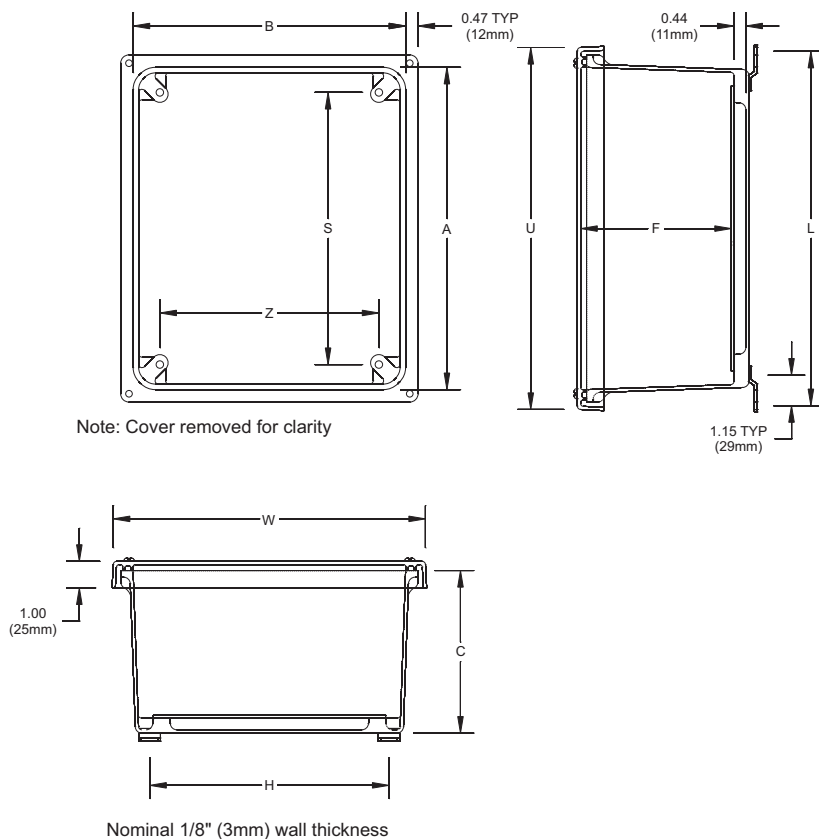
- Strong, molded ULTRAGUARD® fiberglass reinforced polyester material construction with matching flat cover
- UV resistant polycarbonate viewing window
- 300 series stainless steel captive cover screws
- Gasket made of closed cell neoprene cord encased in a continuous channel
- 300 series stainless steel wall mounting feet with 10-32 stainless steel screws included
- #10-32 threaded inserts are installed for optional back panel
- JIC sizing
- ULTRAGUARD® fiberglass material is easily punched, drilled or sawed
- UV stabilized for outdoor use

ACCESSORIES

- Optional back panels (See table on pages 128-129)
- Optional thermal management products (See pages 131-132)

MODIFICATIONS

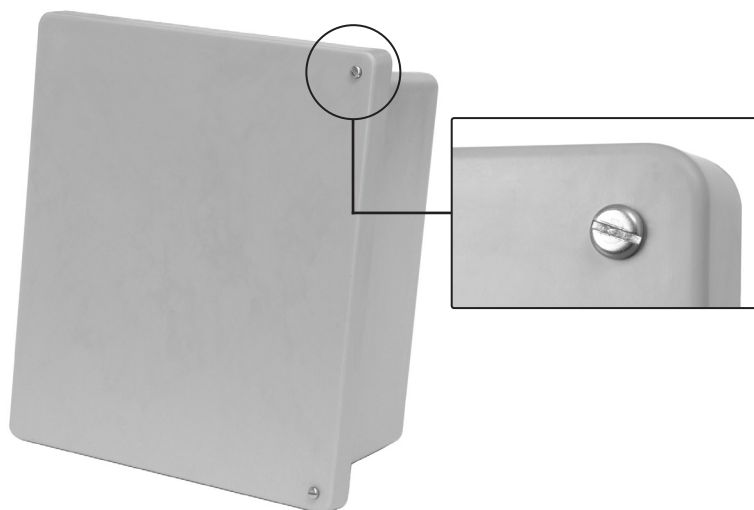
- Custom holes and cutouts
- Custom size polycarbonate viewing windows
- Molded-in color matches
- Hinge installed on short side
- EMI/RFI shielding
- Factory-supplied silk screening



Part No.	Box Size			Usable Depth F	Panel Boss Centers		Panel Sizes		Foot Mount Centers		Cover Size		Window Dimension (height x width)
	A	B	C		S	Z	Height	Width	H	L	U	W	
AM664W	6.10 155mm	6.10 155mm	4.18 106mm	3.76 96mm	4.25 108mm	4.25 108mm	4.81 122mm	4.81 122mm	5.01 127mm	7.32 186mm	7.69 195mm	7.69 195mm	4.25 X 4.25 108mm X 108mm
AM864W	8.00 203mm	6.13 156mm	4.13 105mm	3.68 93mm	6.25 159mm	4.25 108mm	6.75 171mm	4.88 124mm	5.01 127mm	9.19 233mm	9.59 244mm	7.71 196mm	6.25 X 4.25 159mm X 108mm
AM1084W	10.14 258mm	8.26 210mm	4.13 105mm	3.68 93mm	8.25 210mm	6.25 159mm	8.75 222mm	6.88 175mm	7.01 178mm	11.19 284mm	11.73 298mm	9.85 250mm	8.38 X 6.50 213mm X 159mm
AM1086W	10.14 258mm	8.26 210mm	6.13 156mm	5.68 144mm	8.25 210mm	6.25 159mm	8.75 222mm	6.88 175mm	7.01 178mm	11.19 284mm	11.73 298mm	9.85 250mm	8.38 X 6.50 213mm X 159mm
AM1206W	12.14 308mm	10.26 261mm	6.13 156mm	5.68 144mm	10.25 260mm	8.25 210mm	10.75 273mm	8.88 226mm	9.01 229mm	13.19 335mm	13.73 349mm	11.85 301mm	10.38 X 8.50 264mm X 216mm
AM1426W	14.13 359mm	12.26 311mm	6.13 156mm	5.68 144mm	12.25 311mm	10.25 260mm	12.75 324mm	10.88 276mm	11.01 280mm	15.19 386mm	15.73 400mm	13.85 352mm	12.38 X 10.50 314mm X 267mm
AM1648W	16.27 413mm	14.40 366mm	8.13 207mm	7.68 195mm	14.25 362mm	12.25 311mm	14.75 375mm	12.88 327mm	13.01 330mm	17.19 437mm	17.87 454mm	15.99 406mm	13.00 X 11.00 330mm X 279mm
AM1868W	18.40 467mm	16.40 417mm	8.13 207mm	7.68 195mm	16.25 413mm	14.25 362mm	16.88 429mm	14.88 378mm	14.97 380mm	19.28 490mm	20.00 508mm	18.00 457mm	14.00 X 12.00 356mm X 305mm
AM2068W	20.00 508mm	16.00 406mm	8.13 207mm	7.68 195mm	17.81 452mm	13.81 351mm	18.44 468mm	14.44 367mm	14.54 369mm	20.84 529mm	21.59 548mm	17.59 447mm	15.00 X 11.00 381mm X 279mm

All dimensions are in inches unless otherwise noted.





AM Series JIC Size Junction Boxes: Hinged Screw Cover

APPLICATION

- Designed to insulate and house electrical and electronic controls, instruments or components for indoor and outdoor applications
- Especially well suited for high temperature or corrosive environments
- Protects from dirt, dust, oil and water
- For use with industrial control equipment in ordinary locations

STANDARDS

- UL 50 and UL 50E Types 1, 2, 3, 3R, 4, 4X, 12 and 13
- CSA C22.2 No. 94 Types 1, 2, 3, 3R, 4, 4X, 12 and 13
- Complies with
 - NEMA Types 1, 2, 3, 3R, 4, 4X, 12 and 13
 - IEC 60529 Type IP66
 - RoHS directive
- For additional physical properties per industry test standards, please refer to the chart on page 140

CONSTRUCTION

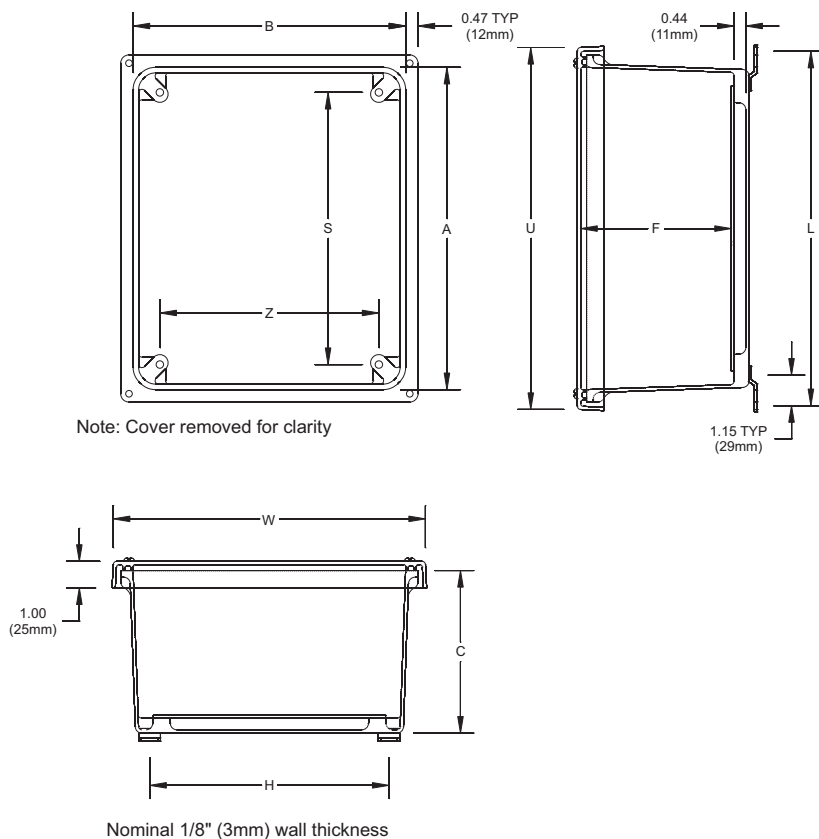
- Strong, molded ULTRAGUARD® fiberglass reinforced polyester material construction with matching flat cover
- 300 series stainless steel captive cover screws
- Continuous 300 series stainless steel hinge
- Gasket made of closed cell neoprene cord encased in a continuous channel
- 300 series stainless steel wall mounting feet with 10-32 stainless steel screws included
- #10-32 threaded inserts are installed for optional back panel
- JIC sizing
- ULTRAGUARD® fiberglass material is easily punched, drilled or sawed
- UV stabilized for outdoor use

ACCESSORIES

- Optional back panels (See table on pages 128-129)
- Optional thermal management products (See pages 131-132)

MODIFICATIONS

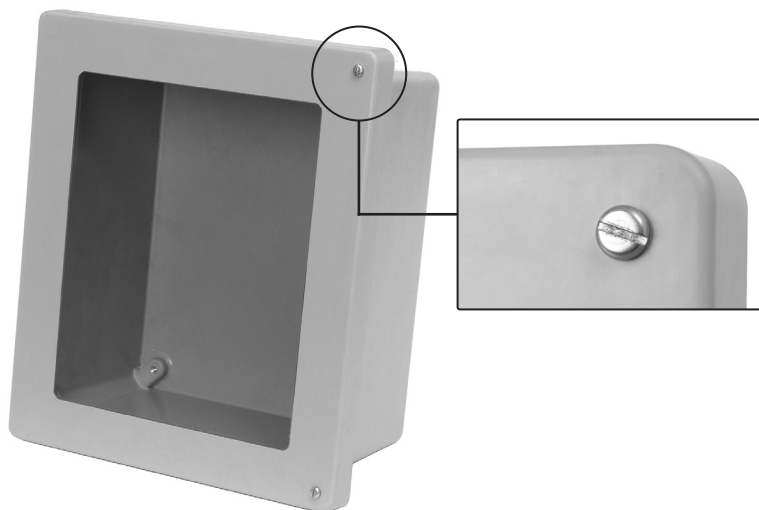
- Custom holes and cutouts
- Custom size polycarbonate viewing windows
- Molded-in color matches
- Hinge installed on short side
- EMI/RFI shielding
- Factory-supplied silk screening



Part No.	Box Size			Usable Depth	Panel Boss Centers		Panel Sizes		Foot Mount Centers		Cover Size	
	A	B	C	F	S	Z	Height	Width	H	L	U	W
AM664H	6.10 155mm	6.10 155mm	4.18 106mm	3.76 96mm	4.25 108mm	4.25 108mm	4.81 122mm	4.81 122mm	5.01 127mm	7.32 186mm	7.69 195mm	7.69 195mm
AM864H	8.00 203mm	6.13 156mm	4.13 105mm	3.68 93mm	6.25 159mm	4.25 108mm	6.75 171mm	4.88 124mm	5.01 127mm	9.19 233mm	9.59 244mm	7.71 196mm
AM1084H	10.14 258mm	8.26 210mm	4.13 105mm	3.68 93mm	8.25 210mm	6.25 159mm	8.75 222mm	6.88 175mm	7.01 178mm	11.19 284mm	11.73 298mm	9.85 250mm
AM1086H	10.14 258mm	8.26 210mm	6.13 156mm	5.68 144mm	8.25 210mm	6.25 159mm	8.75 222mm	6.88 175mm	7.01 178mm	11.19 284mm	11.73 298mm	9.85 250mm
AM1206H	12.14 308mm	10.26 261mm	6.13 156mm	5.68 144mm	10.25 260mm	8.25 210mm	10.75 273mm	8.88 226mm	9.01 229mm	13.19 335mm	13.73 349mm	11.85 301mm
AM1426H	14.13 359mm	12.26 311mm	6.13 156mm	5.68 144mm	12.25 311mm	10.25 260mm	12.75 324mm	10.88 276mm	11.01 280mm	15.19 386mm	15.73 400mm	13.85 352mm
AM1648H	16.27 413mm	14.40 366mm	8.13 207mm	7.68 195mm	14.25 362mm	12.25 311mm	14.75 375mm	12.88 327mm	13.01 330mm	17.19 437mm	17.87 454mm	15.99 406mm
AM1868H	18.40 467mm	16.40 417mm	8.13 207mm	7.68 195mm	16.25 413mm	14.25 362mm	16.88 429mm	14.88 378mm	14.97 380mm	19.28 490mm	20.00 508mm	18.00 457mm
AM2068H	20.00 508mm	16.00 406mm	8.13 207mm	7.68 195mm	17.81 452mm	13.81 351mm	18.44 468mm	14.44 367mm	14.54 369mm	20.84 529mm	21.59 548mm	17.59 447mm

All dimensions are in inches unless otherwise noted.





AM Series JIC Size Junction Boxes: Hinged Screw Cover With Window

APPLICATION

- Designed to insulate and house electrical and electronic controls, instruments or components for indoor and outdoor applications
- Especially well suited for high temperature or corrosive environments
- Protects from dirt, dust, oil and water
- Window unit provides viewing area for instrumentation or equipment

STANDARDS

- UL 50 and UL 50E Types 1, 2, 3, 3R, 4, 4X, 12 and 13
- CSA C22.2 No. 94 Types 1, 2, 3, 3R, 4, 4X, 12 and 13
- Complies with
 - NEMA Types 1, 2, 3, 3R, 4, 4X, 12 and 13
 - IEC 60529 Type IP66
 - RoHS directive
- For additional physical properties per industry test standards, please refer to the chart on page 140

CONSTRUCTION

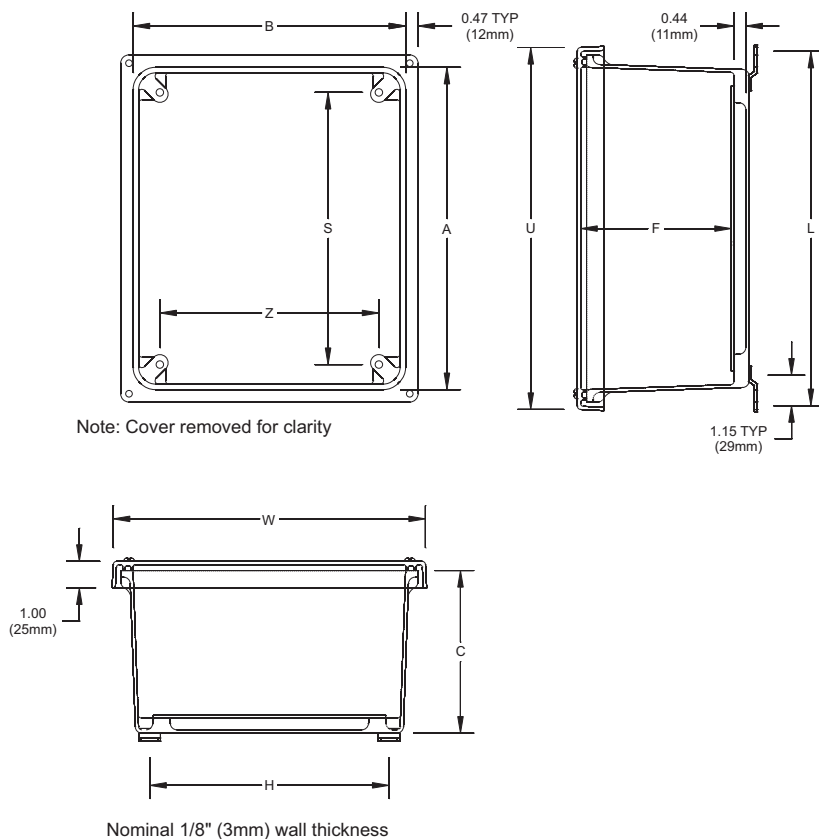
- Strong, molded ULTRAGUARD® fiberglass reinforced polyester material construction with matching flat cover
- UV resistant polycarbonate viewing window
- 300 series stainless steel captive cover screws
- Continuous 300 series stainless steel hinge
- Gasket made of closed cell neoprene cord encased in a continuous channel
- 300 series stainless steel wall mounting feet with 10-32 stainless steel screws included
- #10-32 threaded inserts are installed for optional back panel
- JIC sizing
- ULTRAGUARD® fiberglass material is easily punched, drilled or sawed
- UV stabilized for outdoor use

ACCESSORIES

- Optional back panels (See table on pages 128-129)
- Optional thermal management products (See pages 131-132)

MODIFICATIONS


- Custom holes and cutouts
- Hinge installed on short side
- Molded-in color matches
- EMI/RFI shielding
- Factory-supplied silk screening



Part No.	Box Size			Usable Depth F	Panel Boss Centers		Panel Sizes		Foot Mount Centers		Cover Size		Window Dimension (height x width)
	A	B	C		S	Z	Height	Width	H	L	U	W	
AM664HW	6.10 155mm	6.10 155mm	4.18 106mm	3.76 96mm	4.25 108mm	4.25 108mm	4.81 122mm	4.81 122mm	5.01 127mm	7.32 186mm	7.69 195mm	7.69 195mm	4.25 X 4.25 108mm X 108mm
AM864HW	8.00 203mm	6.13 156mm	4.13 105mm	3.68 93mm	6.25 159mm	4.25 108mm	6.75 171mm	4.88 124mm	5.01 127mm	9.19 233mm	9.59 244mm	7.71 196mm	6.25 X 4.25 159mm X 108mm
AM1084HW	10.14 258mm	8.26 210mm	4.13 105mm	3.68 93mm	8.25 210mm	6.25 159mm	8.75 222mm	6.88 175mm	7.01 178mm	11.19 284mm	11.73 298mm	9.85 250mm	8.38 X 6.50 213mm X 159mm
AM1086HW	10.14 258mm	8.26 210mm	6.13 156mm	5.68 144mm	8.25 210mm	6.25 159mm	8.75 222mm	6.88 175mm	7.01 178mm	11.19 284mm	11.73 298mm	9.85 250mm	8.38 X 6.50 213mm X 159mm
AM1206HW	12.14 308mm	10.26 261mm	6.13 156mm	5.68 144mm	10.25 260mm	8.25 210mm	10.75 273mm	8.88 226mm	9.01 229mm	13.19 335mm	13.73 349mm	11.85 301mm	10.38 X 8.50 264mm X 216mm
AM1426HW	14.13 359mm	12.26 311mm	6.13 156mm	5.68 144mm	12.25 311mm	10.25 260mm	12.75 324mm	10.88 276mm	11.01 280mm	15.19 386mm	15.73 400mm	13.85 352mm	12.38 X 10.50 314mm X 267mm
AM1648HW	16.27 413mm	14.40 366mm	8.13 207mm	7.68 195mm	14.25 362mm	12.25 311mm	14.75 375mm	12.88 327mm	13.01 330mm	17.19 437mm	17.87 454mm	15.99 406mm	13.00 X 11.00 330mm X 279mm
AM1868HW	18.40 467mm	16.40 417mm	8.13 207mm	7.68 195mm	16.25 413mm	14.25 362mm	16.88 429mm	14.88 378mm	14.97 380mm	19.28 490mm	20.00 508mm	18.00 457mm	14.00 X 12.00 356mm X 305mm
AM2068HW	20.00 508mm	16.00 406mm	8.13 207mm	7.68 195mm	17.81 452mm	13.81 351mm	18.44 468mm	14.44 367mm	14.54 369mm	20.84 529mm	21.59 548mm	17.59 447mm	15.00 X 11.00 381mm X 279mm

All dimensions are in inches unless otherwise noted.





AM Series JIC Size Junction Boxes: Snap Latch Hinged Cover

APPLICATION

- Designed to insulate and house electrical and electronic controls, instruments or components for indoor and outdoor applications
- Especially well suited for high temperature or corrosive environments
- Protects from dirt, dust, oil and water

STANDARDS

- UL 50 and UL 50E Types 1, 2, 3, 3R, 4, 4X, 12 and 13
- CSA C22.2 No. 94 Types 1, 2, 3, 3R, 4, 4X, 12 and 13
- Complies with
 - NEMA Types 1, 2, 3, 3R, 4, 4X, 12 and 13
 - IEC 60529 Type IP66
 - RoHS directive
- For additional physical properties per industry test standards, please refer to the chart on page 140

CONSTRUCTION

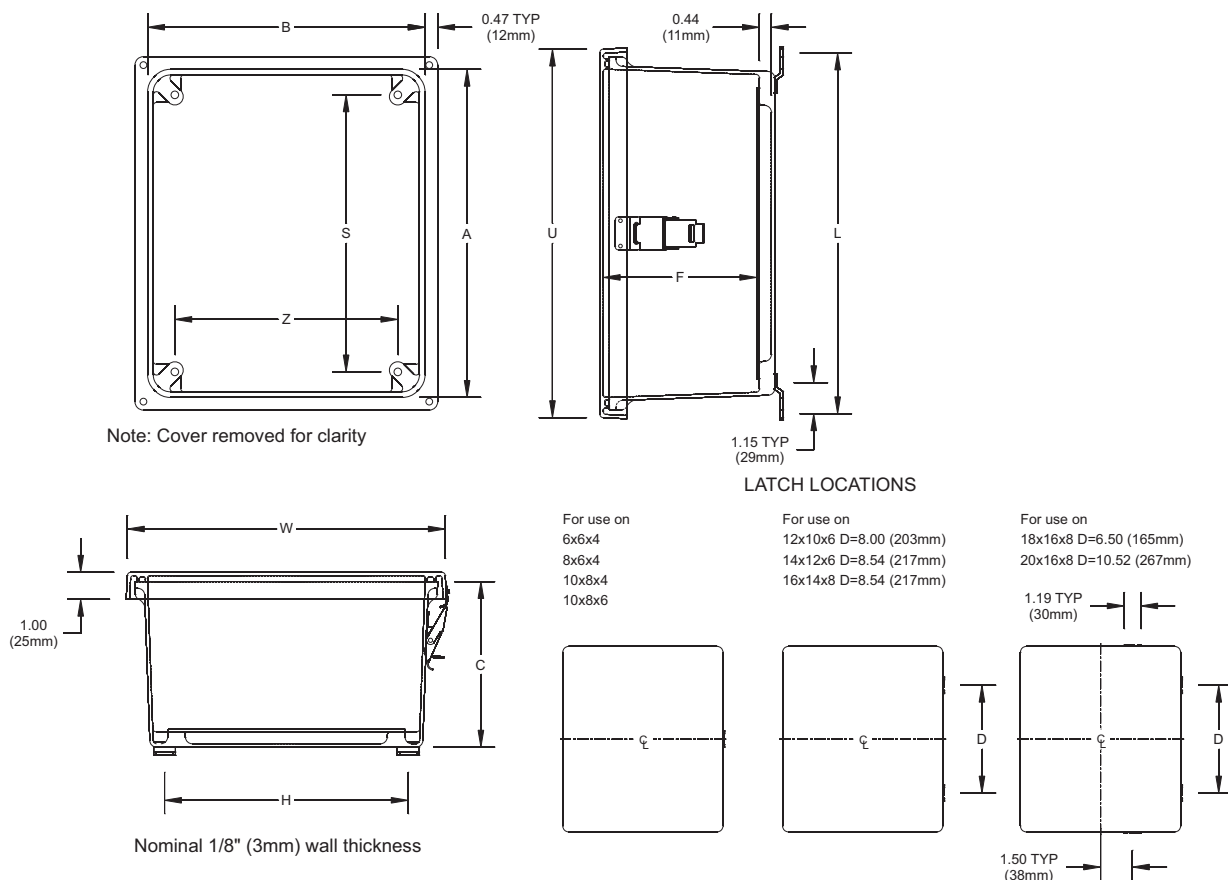
- Strong, molded ULTRAGUARD® fiberglass reinforced polyester material construction with matching flat cover
- 300 series stainless steel snap latches feature padlock hasp
- Continuous 300 series stainless steel hinge
- Gasket made of closed cell neoprene cord encased in a continuous channel
- 300 series stainless steel wall mounting feet with 10-32 stainless steel screws included
- #10-32 threaded inserts are installed for optional back panel
- JIC sizing
- ULTRAGUARD® fiberglass material is easily punched, drilled or sawed
- UV stabilized for outdoor use

ACCESSORIES

- Optional back panels (See table on pages 128-129)
- Optional thermal management products (See pages 131-132)

MODIFICATIONS

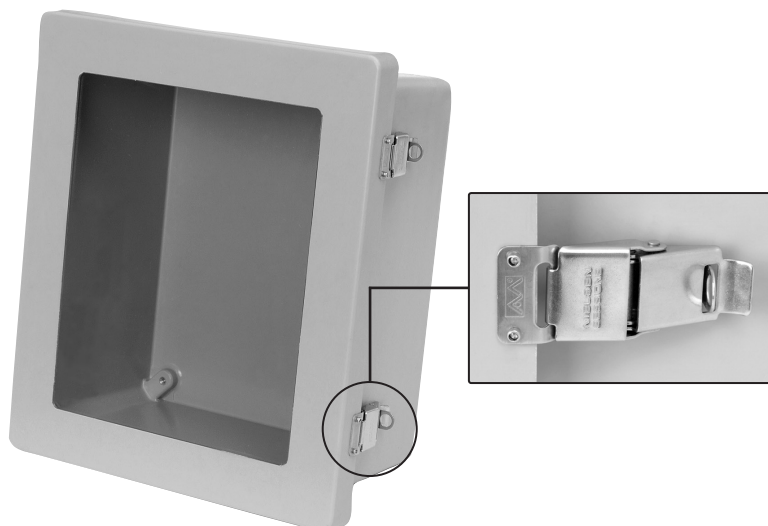
- Custom holes and cutouts
- Custom size polycarbonate viewing windows
- Molded-in color matches
- Hinge installed on short side
- EMI/RFI shielding
- Factory-supplied silk screening



Part No.	Box Size			Usable Depth	Panel Boss Centers		Panel Sizes		Foot Mount Centers		Cover Size	
	A	B	C	F	S	Z	Height	Width	H	L	U	W
AM664L	6.10 155mm	6.10 155mm	4.18 106mm	3.76 96mm	4.25 108mm	4.25 108mm	4.81 122mm	4.81 122mm	5.01 127mm	7.32 186mm	7.69 195mm	7.69 195mm
AM864L	8.00 203mm	6.13 156mm	4.13 105mm	3.68 93mm	6.25 159mm	4.25 108mm	6.75 171mm	4.88 124mm	5.01 127mm	9.19 233mm	9.59 244mm	7.71 196mm
AM1084L	10.14 258mm	8.26 210mm	4.13 105mm	3.68 93mm	8.25 210mm	6.25 159mm	8.75 222mm	6.88 175mm	7.01 178mm	11.19 284mm	11.73 298mm	9.85 250mm
AM1086L	10.14 258mm	8.26 210mm	6.13 156mm	5.68 144mm	8.25 210mm	6.25 159mm	8.75 222mm	6.88 175mm	7.01 178mm	11.19 284mm	11.73 298mm	9.85 250mm
AM1206L	12.14 308mm	10.26 261mm	6.13 156mm	5.68 144mm	10.25 260mm	8.25 210mm	10.75 273mm	8.88 226mm	9.01 229mm	13.19 335mm	13.73 349mm	11.85 301mm
AM1426L	14.13 359mm	12.26 311mm	6.13 156mm	5.68 144mm	12.25 311mm	10.25 260mm	12.75 324mm	10.88 276mm	11.01 280mm	15.19 386mm	15.73 400mm	13.85 352mm
AM1648L	16.27 413mm	14.40 366mm	8.13 207mm	7.68 195mm	14.25 362mm	12.25 311mm	14.75 375mm	12.88 327mm	13.01 330mm	17.19 437mm	17.87 454mm	15.99 406mm
AM1868L	18.40 467mm	16.40 417mm	8.13 207mm	7.68 195mm	16.25 413mm	14.25 362mm	16.88 429mm	14.88 378mm	14.97 380mm	19.28 490mm	20.00 508mm	18.00 457mm
AM2068L	20.00 508mm	16.00 406mm	8.13 207mm	7.68 195mm	17.81 452mm	13.81 351mm	18.44 468mm	14.44 367mm	14.54 369mm	20.84 529mm	21.59 548mm	17.59 447mm

All dimensions are in inches unless otherwise noted.





AM Series JIC Size Junction Boxes: Snap Latch Hinged Cover With Window

APPLICATION

- Designed to insulate and house electrical and electronic controls, instruments or components for indoor and outdoor applications
- Especially well suited for high temperature or corrosive environments
- Protects from dirt, dust, oil and water
- Window unit provides viewing area for instrumentation or equipment

STANDARDS

- UL 50 and UL 50E Types 1, 2, 3, 3R, 4, 4X, 12 and 13
- CSA C22.2 No. 94 Types 1, 2, 3, 3R, 4, 4X, 12 and 13
- Complies with
 - NEMA Types 1, 2, 3, 3R, 4, 4X, 12 and 13
 - IEC 60529 Type IP66
 - RoHS directive
- For additional physical properties per industry test standards, please refer to the chart on page 140

CONSTRUCTION

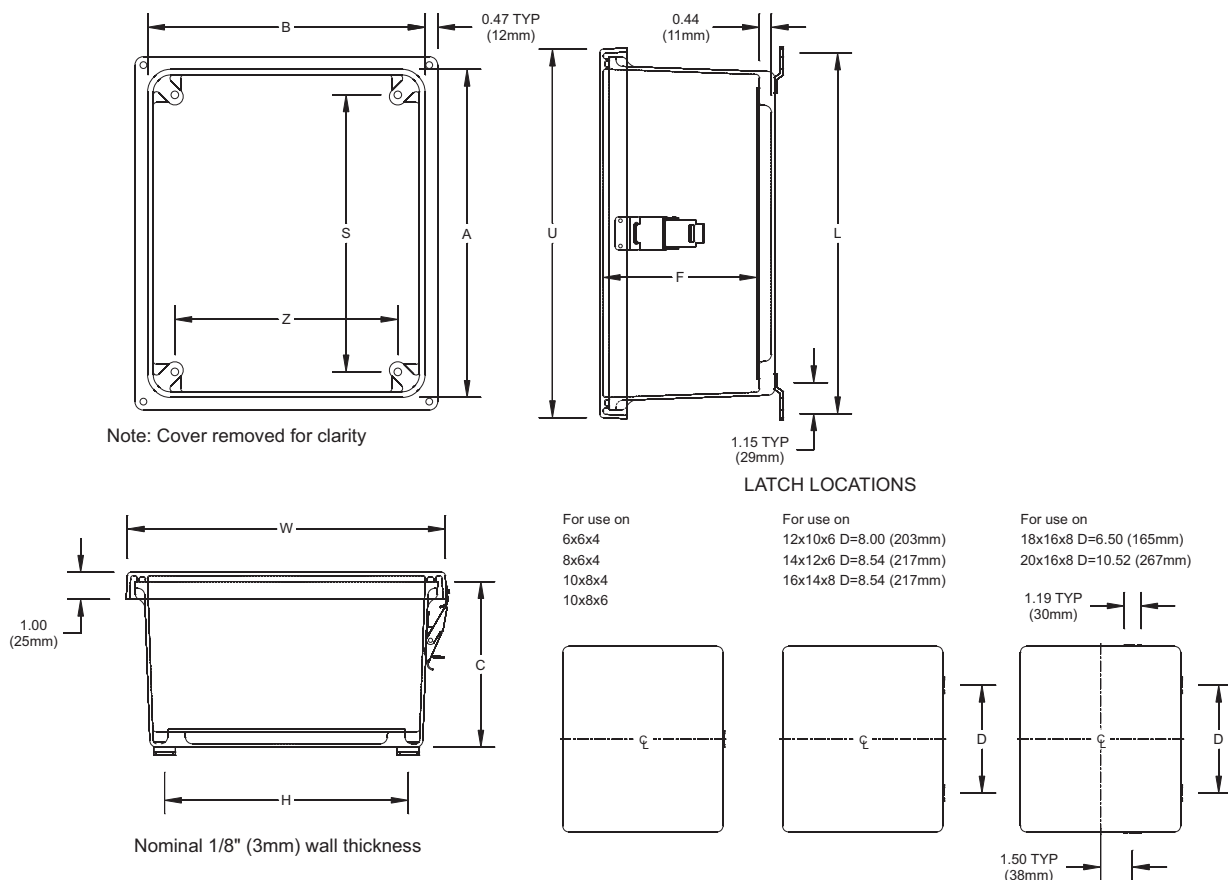
- Strong, molded ULTRAGUARD® fiberglass reinforced polyester material construction with matching flat cover
- UV resistant polycarbonate viewing window
- 300 series stainless steel snap latches feature padlock hasp
- Continuous 300 series stainless steel hinge
- Gasket made of closed cell neoprene cord encased in a continuous channel
- 300 series stainless steel wall mounting feet with 10-32 stainless steel screws included
- #10-32 threaded inserts are installed for optional back panel
- JIC sizing
- ULTRAGUARD® fiberglass material is easily punched, drilled or sawed
- UV stabilized for outdoor use

ACCESSORIES

- Optional back panels (See table on pages 128-129)
- Optional thermal management products (See pages 131-132)

MODIFICATIONS


- Custom holes and cutouts
- Molded-in color matches
- Hinge installed on short side
- EMI/RFI shielding
- Factory-supplied silk screening



Part No.	Box Size			Usable Depth	Panel Boss Centers		Panel Sizes		Foot Mount Centers		Cover Size		Window Dimension (height x width)
	A	B	C		F	S	Z	Height	Width	H	L	U	W
AM664LW	6.10 155mm	6.10 155mm	4.18 106mm	3.76 96mm	4.25 108mm	4.25 108mm	4.81 122mm	4.81 122mm	5.01 127mm	7.32 186mm	7.69 195mm	7.69 195mm	4.25 X 4.25 108mm X 108mm
AM864LW	8.00 203mm	6.13 156mm	4.13 105mm	3.68 93mm	6.25 159mm	4.25 108mm	6.75 171mm	4.88 124mm	5.01 127mm	9.19 233mm	9.59 244mm	7.71 196mm	6.25 X 4.25 159mm X 108mm
AM1084LW	10.14 258mm	8.26 210mm	4.13 105mm	3.68 93mm	8.25 210mm	6.25 159mm	8.75 222mm	6.88 175mm	7.01 178mm	11.19 284mm	11.73 298mm	9.85 250mm	8.38 X 6.50 213mm X 159mm
AM1086LW	10.14 258mm	8.26 210mm	6.13 156mm	5.68 144mm	8.25 210mm	6.25 159mm	8.75 222mm	6.88 175mm	7.01 178mm	11.19 284mm	11.73 298mm	9.85 250mm	8.38 X 6.50 213mm X 159mm
AM1206LW	12.14 308mm	10.26 261mm	6.13 156mm	5.68 144mm	10.25 260mm	8.25 210mm	10.75 273mm	8.88 226mm	9.01 229mm	13.19 335mm	13.73 349mm	11.85 301mm	10.38 X 8.50 264mm X 216mm
AM1426LW	14.13 359mm	12.26 311mm	6.13 156mm	5.68 144mm	12.25 311mm	10.25 260mm	12.75 324mm	10.88 276mm	11.01 280mm	15.19 386mm	15.73 400mm	13.85 352mm	12.38 X 10.50 314mm X 267mm
AM1648LW	16.27 413mm	14.40 366mm	8.13 207mm	7.68 195mm	14.25 362mm	12.25 311mm	14.75 375mm	12.88 327mm	13.01 330mm	17.19 437mm	17.87 454mm	15.99 406mm	13.00 X 11.00 330mm X 279mm
AM1868LW	18.40 467mm	16.40 417mm	8.13 207mm	7.68 195mm	16.25 413mm	14.25 362mm	16.88 429mm	14.88 378mm	14.97 380mm	19.28 490mm	20.00 508mm	18.00 457mm	14.00 X 12.00 356mm X 305mm
AM2068LW	20.00 508mm	16.00 406mm	8.13 207mm	7.68 195mm	17.81 452mm	13.81 351mm	18.44 468mm	14.44 367mm	14.54 369mm	20.84 529mm	21.59 548mm	17.59 447mm	15.00 X 11.00 381mm X 279mm

All dimensions are in inches unless otherwise noted.





AM Series JIC Size Junction Boxes: Twist Latch Hinged Cover

APPLICATION

- Designed to insulate and house electrical and electronic controls, instruments or components for indoor and outdoor applications
- Especially well suited for high temperature or corrosive environments
- Protects from dirt, dust, oil and water

STANDARDS

- UL 50 and UL 50E Types 1, 2, 3, 3R, 4, 4X, 12 and 13
- CSA C22.2 No. 94 Types 1, 2, 3, 3R, 4, 4X, 12 and 13
- Complies with
 - NEMA Types 1, 2, 3, 3R, 4, 4X, 12 and 13
 - IEC 60529 Type IP66
 - RoHS directive
- For additional physical properties per industry test standards, please refer to the chart on page 140

CONSTRUCTION

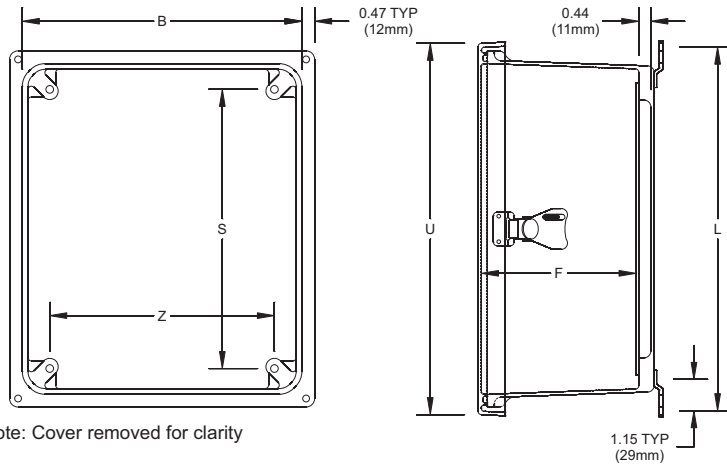
- Strong, molded ULTRAGUARD® fiberglass reinforced polyester material construction with matching flat cover
- 300 series stainless steel twist latches feature padlock hasp
- Continuous 300 series stainless steel hinge
- Gasket made of closed cell neoprene cord encased in a continuous channel
- 300 series stainless steel wall mounting feet with 10-32 stainless steel screws included
- #10-32 threaded inserts are installed for optional back panel
- JIC sizing
- ULTRAGUARD® fiberglass material is easily punched, drilled or sawed
- UV stabilized for outdoor use

ACCESSORIES

- Optional back panels (See table on pages 128-129)
- Optional thermal management products (See pages 131-132)

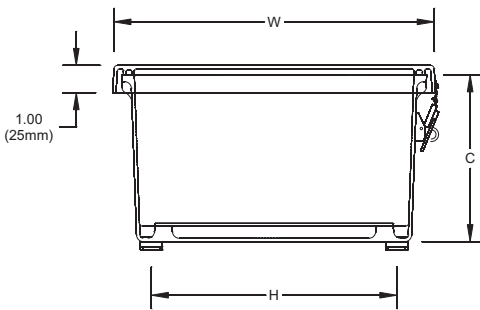
MODIFICATIONS

- Custom holes and cutouts
- Custom size polycarbonate viewing windows
- Molded-in color matches
- Hinge installed on short side
- EMI/RFI shielding
- Factory-supplied silk screening



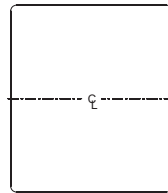
Note: Cover removed for clarity

LATCH LOCATIONS

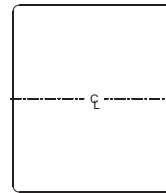


Nominal 1/8" (3mm) wall thickness

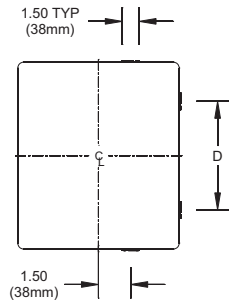
For use on
6x6x4
8x6x4
10x8x4
10x8x6



For use on
12x10x6 D=8.00 (203mm)
14x12x6 D=8.54 (217mm)
16x14x8 D=8.54 (217mm)



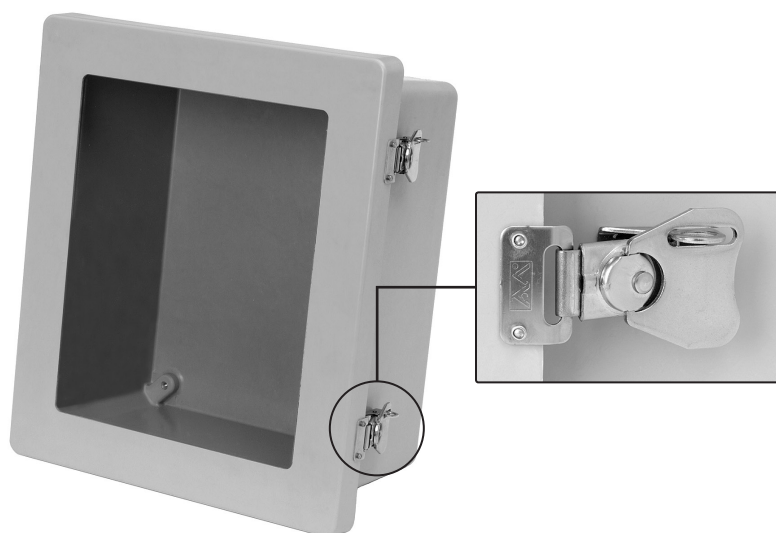
For use on
18x16x8 D=6.50 (165mm)
20x16x8 D=10.52 (267mm)



Part No.	Box Size			Usable Depth F	Panel Boss Centers		Panel Sizes		Foot Mount Centers		Cover Size	
	A	B	C		S	Z	Height	Width	H	L	U	W
AM664T	6.10 155mm	6.10 155mm	4.18 106mm	3.76 96mm	4.25 108mm	4.25 108mm	4.81 122mm	4.81 122mm	5.01 127mm	7.32 186mm	7.69 195mm	7.69 195mm
AM864T	8.00 203mm	6.13 156mm	4.13 105mm	3.68 93mm	6.25 159mm	4.25 108mm	6.75 171mm	4.88 124mm	5.01 127mm	9.19 233mm	9.59 244mm	7.71 196mm
AM1084T	10.14 258mm	8.26 210mm	4.13 105mm	3.68 93mm	8.25 210mm	6.25 159mm	8.75 222mm	6.88 175mm	7.01 178mm	11.19 284mm	11.73 298mm	9.85 250mm
AM1086T	10.14 258mm	8.26 210mm	6.13 156mm	5.68 144mm	8.25 210mm	6.25 159mm	8.75 222mm	6.88 175mm	7.01 178mm	11.19 284mm	11.73 298mm	9.85 250mm
AM1206T	12.14 308mm	10.26 261mm	6.13 156mm	5.68 144mm	10.25 260mm	8.25 210mm	10.75 273mm	8.88 226mm	9.01 229mm	13.19 335mm	13.73 349mm	11.85 301mm
AM1426T	14.13 359mm	12.26 311mm	6.13 156mm	5.68 144mm	12.25 311mm	10.25 260mm	12.75 324mm	10.88 276mm	11.01 280mm	15.19 386mm	15.73 400mm	13.85 352mm
AM1648T	16.27 413mm	14.40 366mm	8.13 207mm	7.68 195mm	14.25 362mm	12.25 311mm	14.75 375mm	12.88 327mm	13.01 330mm	17.19 437mm	17.87 454mm	15.99 406mm
AM1868T	18.40 467mm	16.40 417mm	8.13 207mm	7.68 195mm	16.25 413mm	14.25 362mm	16.88 429mm	14.88 378mm	14.97 380mm	19.28 490mm	20.00 508mm	18.00 457mm
AM2068T	20.00 508mm	16.00 406mm	8.13 207mm	7.68 195mm	17.81 452mm	13.81 351mm	18.44 468mm	14.44 367mm	14.54 369mm	20.84 529mm	21.59 548mm	17.59 447mm

All dimensions are in inches unless otherwise noted.





AM Series JIC Size Junction Boxes: Twist Latch Hinged Cover With Window

APPLICATION

- Designed to insulate and house electrical and electronic controls, instruments or components for indoor and outdoor applications
- Especially well suited for high temperature or corrosive environments
- Protects from dirt, dust, oil and water
- Window unit provides viewing area for instrumentation or equipment

STANDARDS

- UL 50 and UL 50E Types 1, 2, 3, 3R, 4, 4X, 12 and 13
- CSA C22.2 No. 94 Types 1, 2, 3, 3R, 4, 4X, 12 and 13
- Complies with
 - NEMA Types 1, 2, 3, 3R, 4, 4X, 12 and 13
 - IEC 60529 Type IP66
 - RoHS directive
- For additional physical properties per industry test standards, please refer to the chart on page 140

CONSTRUCTION

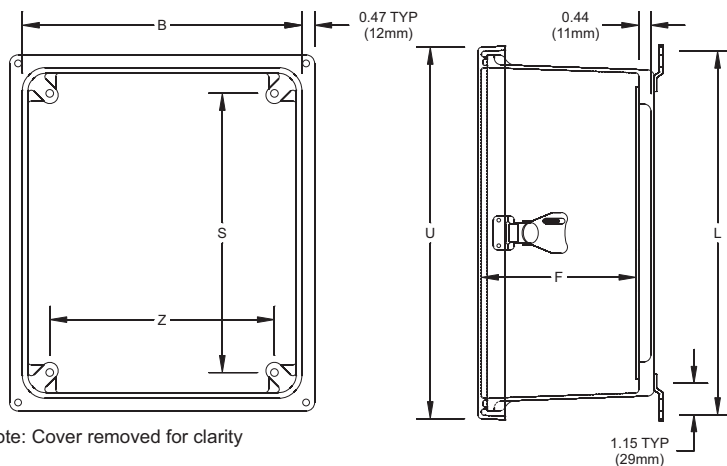
- Strong, molded ULTRAGUARD® fiberglass reinforced polyester material construction with matching flat cover
- UV resistant polycarbonate viewing window
- 300 series stainless steel twist latches feature padlock hasp
- Continuous 300 series stainless steel hinge
- Gasket made of closed cell neoprene cord encased in a continuous channel
- 300 series stainless steel wall mounting feet with 10-32 stainless steel screws included
- #10-32 threaded inserts are installed for optional back panel
- JIC sizing
- ULTRAGUARD® fiberglass material is easily punched, drilled or sawed
- UV stabilized for outdoor use

ACCESSORIES

- Optional back panels (See table on pages 128-129)
- Optional thermal management products (See pages 131-132)

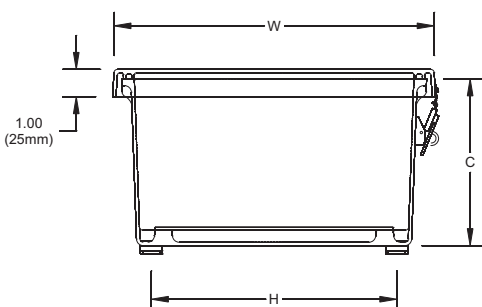
MODIFICATIONS

- Custom holes and cutouts
- Molded-in color matches
- Hinge installed on short side
- EMI/RFI shielding
- Factory-supplied silk screening



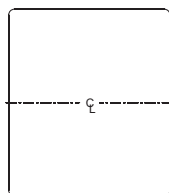
Note: Cover removed for clarity

LATCH LOCATIONS

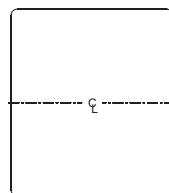


Nominal 1/8" (3mm) wall thickness

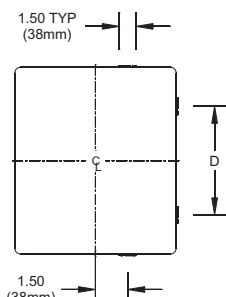
For use on
6x6x4
8x6x4
10x8x4
10x8x6



For use on
12x10x6 D=8.00 (203mm)
14x12x6 D=8.54 (217mm)
16x14x8 D=8.54 (217mm)



For use on
18x16x8 D=6.50 (165mm)
20x16x8 D=10.52 (267mm)



Part No.	Box Size			Usable Depth F	Panel Boss Centers		Panel Sizes		Foot Mount Centers		Cover Size		Window Dimension (height x width)
	A	B	C		S	Z	Height	Width	H	L	U	W	
AM664TW	6.10 155mm	6.10 155mm	4.18 106mm	3.76 96mm	4.25 108mm	4.25 108mm	4.81 122mm	4.81 122mm	5.01 127mm	7.32 186mm	7.69 195mm	7.69 195mm	4.25 X 4.25 108mm X 108mm
AM864TW	8.00 203mm	6.13 156mm	4.13 105mm	3.68 93mm	6.25 159mm	4.25 108mm	6.75 171mm	4.88 124mm	5.01 127mm	9.19 233mm	9.59 244mm	7.71 196mm	6.25 X 4.25 159mm X 108mm
AM1084TW	10.14 258mm	8.26 210mm	4.13 105mm	3.68 93mm	8.25 210mm	6.25 159mm	8.75 222mm	6.88 175mm	7.01 178mm	11.19 284mm	11.73 298mm	9.85 250mm	8.38 X 6.50 213mm X 159mm
AM1086TW	10.14 258mm	8.26 210mm	6.13 156mm	5.68 144mm	8.25 210mm	6.25 159mm	8.75 222mm	6.88 175mm	7.01 178mm	11.19 284mm	11.73 298mm	9.85 250mm	8.38 X 6.50 213mm X 159mm
AM1206TW	12.14 308mm	10.26 261mm	6.13 156mm	5.68 144mm	10.25 260mm	8.25 210mm	10.75 273mm	8.88 226mm	9.01 229mm	13.19 335mm	13.73 349mm	11.85 301mm	10.38 X 8.50 264mm X 216mm
AM1426TW	14.13 359mm	12.26 311mm	6.13 156mm	5.68 144mm	12.25 311mm	10.25 260mm	12.75 324mm	10.88 276mm	11.01 280mm	15.19 386mm	15.73 400mm	13.85 352mm	12.38 X 10.50 314mm X 267mm
AM1648TW	16.27 413mm	14.40 366mm	8.13 207mm	7.68 195mm	14.25 362mm	12.25 311mm	14.75 375mm	12.88 327mm	13.01 330mm	17.19 437mm	17.87 454mm	15.99 406mm	13.00 X 11.00 330mm X 279mm
AM1868TW	18.40 467mm	16.40 417mm	8.13 207mm	7.68 195mm	16.25 413mm	14.25 362mm	16.88 429mm	14.88 378mm	14.97 380mm	19.28 490mm	20.00 508mm	18.00 457mm	14.00 X 12.00 356mm X 305mm
AM2068TW	20.00 508mm	16.00 406mm	8.13 207mm	7.68 195mm	17.81 452mm	13.81 351mm	18.44 468mm	14.44 367mm	14.54 369mm	20.84 529mm	21.59 548mm	17.59 447mm	15.00 X 11.00 381mm X 279mm

All dimensions are in inches unless otherwise noted.






AM-R SERIES

The AM-R Series offers the same sizes and options as our AM series, with the added feature of a raised cover. The cover adds an additional 1 3/4" of depth to accommodate switches and other devices, and can be used with an optional hinged front panel for maximum configuration flexibility within a single enclosure.

AM-R Series enclosures insulate and protect controls and components in both indoor and outdoor applications, including high temperature and/or corrosive environments. Available in standard JIC sizes with a variety of latching options for any application.

AM-R Series Features & Benefits

- Molded ULTRAGUARD® fiberglass reinforced polyester material construction for durability
- Continuous 300 series stainless steel hinge
- Closed-cell neoprene gasket encased in continuous channel
- Raised cover for additional depth
- 300 series stainless steel hardware and mounting feet
- Mounting panel inserts for optional back panel
- Optional Hinged Front Panels
- UV stabilized for outdoor use
- Continuous stainless steel hinge





Suitable Applications

- Electrical junctions
- Terminal wiring
- Electrical and electronic controls, instruments, components
- Housing pushbuttons, switches or other devices
- Other industrial control equipment

AM-R Series Specifications

- Non-corrosive
- Non-conductive
- Temperature-resistant
- Fire-resistant
- Rated NEMA 1, 2, 3, 3R, 4, 4X, 12, 13
- UL listed
- CSA certified
- Compliant with RoHS directive

Accessories


- Back panels available in painted carbon steel, aluminum, fiberglass, or galvanized steel
- Aluminum hinged front panel for configuration flexibility
- UV resistant polycarbonate viewing windows
- Thermal management products

Modifications

We are pleased to modify any of our standard products to fit your needs. We have the lowest volume requirements on custom work in the industry, and quick turnaround time.


We can modify any of our AM-R Series enclosures with:

- Custom size holes and cutouts
- Custom size polycarbonate viewing windows
- Molded-in color matches



- Hinge installed on short side
- EMI/RFI shielding
- Factory-supplied silk screening

For complete details on factory modifications including a modification request form, see pages 136-138.



AM-R Series JIC Size Junction Boxes: Lift-Off Screw Cover

APPLICATION

- Designed to insulate and house electrical and electronic controls, instruments or components for indoor and outdoor applications
- Especially well suited for high temperature or corrosive environments
- Protects from dirt, dust, oil and water

STANDARDS

- UL 50 and UL 50E Types 1, 2, 3, 3R, 4, 4X, 12, and 13 (6P for sizes 6" x 6" up through 14" x 12")
- CSA C22.2 No. 94 Types 1, 2, 3, 3R, 4, 4X, 12 and 13 (6P for sizes 6" x 6" up through 14" x 12")
- Complies with
 - NEMA Types 1, 2, 3, 3R, 4, 4X, 12 and 13 (6P for sizes 6" x 6" up through 14" x 12")
 - IEC 60529 Type IP66 and units rated for 6P or IP68 submersible up to 24 hours at a depth of 6 feet (1.8 meters)
 - RoHS directive
- NEMA Types 1, 2, 3, 3R, 4, 4X, 12 and 13 (6P for sizes 6" x 6" up through 14" x 12")
- IEC 60529 Type IP66 and units rated for 6P or IP68 submersible up to 24 hours at a depth of 6 feet (1.8 meters)
- For additional physical properties per industry test standards, please refer to the chart on page 140

CONSTRUCTION

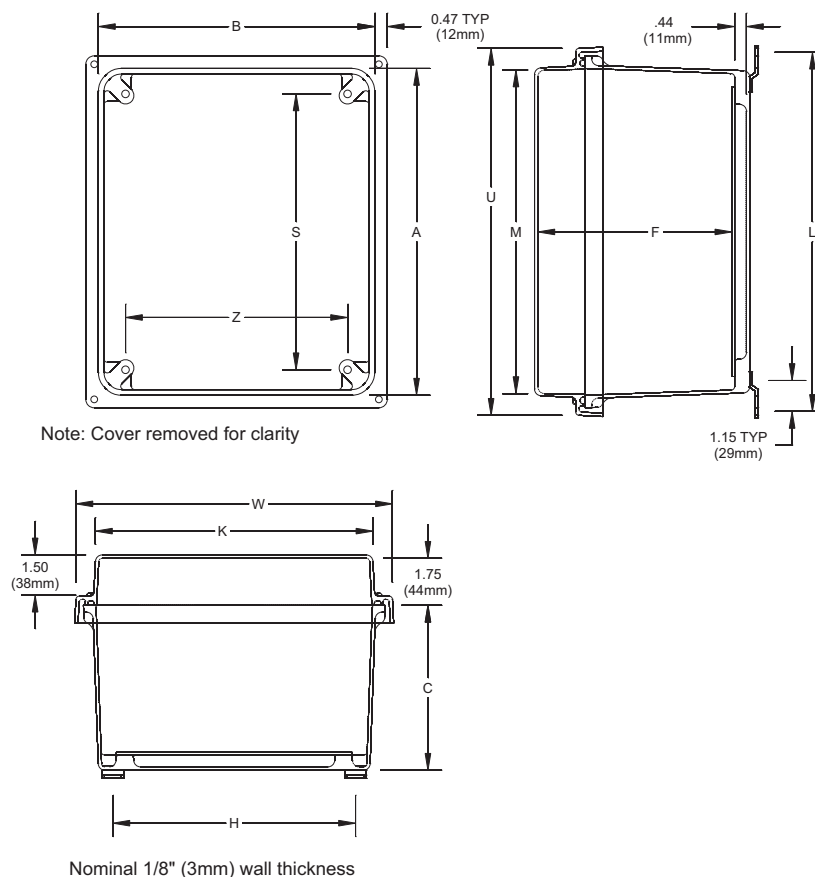
- Strong, molded ULTRAGUARD® fiberglass reinforced polyester material construction with matching raised cover
- 300 series stainless steel captive cover screws
- Gasket made of closed-cell neoprene cord encased in a continuous channel
- 300 series stainless steel wall mounting feet with #10-32 stainless steel screws included
- #10-32 threaded inserts are installed for optional back panel
- JIC sizing
- ULTRAGUARD® fiberglass material is easily punched, drilled or sawed
- UV stabilized for outdoor use

ACCESSORIES

- Optional back panels (See table on pages 128-129)
- Optional hinged front panel (See table on page 130)
- Optional thermal management products (See pages 131-132)

MODIFICATIONS


- Custom size holes and cutouts
- Custom size polycarbonate viewing windows
- Molded-in color matches
- Hinge installed on short side
- EMI/RFI shielding
- Factory-supplied silk screening



Part No.	Box Size			Usable Depth	Panel Boss Centers		Panel Sizes		Foot Mount Centers		Cover Size			
	A	B	C		F	S	Z	Height	Width	H	L	K	M	U
AM664R	6.10	6.10	4.18	5.26	4.25	4.25	4.81	4.81	5.01	7.32	6.08	6.08	7.69	7.69
	155mm	155mm	106mm	134mm	108mm	108mm	122mm	122mm	127mm	186mm	154mm	154mm	195mm	195mm
AM864R	8.00	6.13	4.13	5.21	6.25	4.25	6.75	4.88	5.01	9.19	6.11	7.98	9.59	7.71
	203mm	156mm	105mm	132mm	159mm	108mm	171mm	124mm	127mm	233mm	155mm	203mm	244mm	196mm
AM1084R	10.14	8.26	4.13	5.21	8.25	6.25	8.75	6.88	7.01	11.19	8.44	10.32	11.73	9.85
	258mm	210mm	105mm	132mm	210mm	159mm	222mm	175mm	178mm	284mm	214mm	262mm	298mm	250mm
AM1086R	10.14	8.26	6.13	7.21	8.25	6.25	8.75	6.88	7.01	11.19	8.44	10.32	11.73	9.85
	258mm	210mm	156mm	183mm	210mm	159mm	222mm	175mm	178mm	284mm	214mm	262mm	298mm	250mm
AM1206R	12.14	10.26	6.13	7.21	10.25	8.25	10.75	8.88	9.01	13.19	10.45	12.32	13.73	11.85
	308mm	261mm	156mm	183mm	260mm	210mm	273mm	226mm	229mm	335mm	265mm	313mm	349mm	301mm
AM1426R	14.13	12.26	6.13	7.21	12.25	10.25	12.75	10.88	11.01	15.19	12.45	14.32	15.73	13.85
	359mm	311mm	156mm	183mm	311mm	260mm	324mm	276mm	280mm	386mm	316mm	364mm	400mm	352mm
AM1648R	16.27	14.40	8.13	9.21	14.25	12.25	14.75	12.88	13.01	17.19	13.86	15.73	17.87	15.99
	413mm	366mm	207mm	234mm	362mm	311mm	375mm	327mm	330mm	437mm	352mm	400mm	454mm	406mm
AM1868R	18.40	16.40	8.13	9.21	16.25	14.25	16.88	14.88	14.97	19.28	15.86	17.86	20.00	18.00
	467mm	417mm	207mm	234mm	413mm	362mm	429mm	378mm	380mm	490mm	403mm	454mm	508mm	457mm
AM2068R	20.00	16.00	8.13	9.21	17.81	13.81	18.44	14.44	14.54	20.84	15.43	19.43	21.59	17.59
	508mm	406mm	207mm	234mm	452mm	351mm	468mm	367mm	369mm	529mm	392mm	494mm	548mm	447mm

All dimensions are in inches unless otherwise noted.
 Sizes 6" x 6" up through 14" x 12" are rated 6P (IP68)





AM-R Series JIC Size Junction Boxes: Lift-Off Screw Cover With Window

APPLICATION

- Designed to insulate and house electrical and electronic controls, instruments or components for indoor and outdoor applications
- Especially well suited for high temperature or corrosive environments
- Protects from dirt, dust, oil and water
- Window unit provides viewing area for instrumentation or equipment

STANDARDS

- UL 50 and UL 50E Types 1, 2, 3, 3R, 4, 4X, 12 and 13
- CSA C22.2 No. 94 Types 1, 2, 3, 3R, 4, 4X, 12 and 13
- Complies with
 - NEMA Types 1, 2, 3, 3R, 4, 4X, 12 and 13
 - IEC 60529 Type IP66
 - RoHS directive
- For additional physical properties per industry test standards, please refer to the chart on page 140

CONSTRUCTION

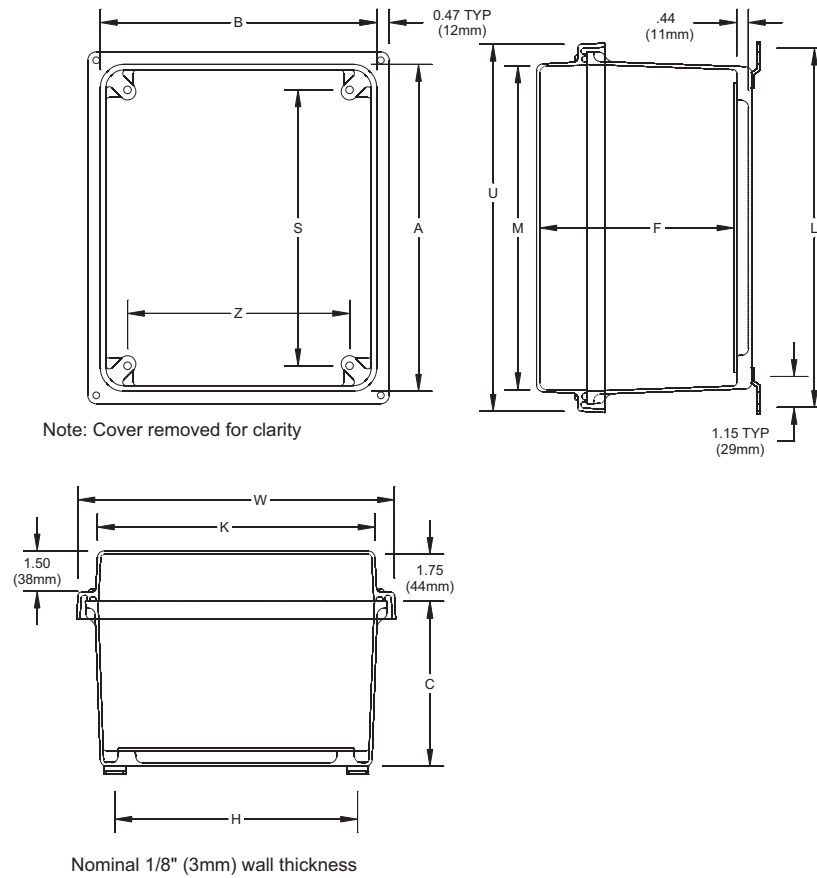
- Strong, molded ULTRAGUARD® fiberglass reinforced polyester material construction with matching raised cover
- UV resistant polycarbonate viewing window
- 300 series stainless steel captive cover screws
- Gasket made of closed-cell neoprene cord encased in a continuous channel
- 300 series stainless steel wall mounting feet with #10-32 stainless steel screws included
- #10-32 threaded inserts are installed for optional back panel
- JIC sizing
- ULTRAGUARD® fiberglass material is easily punched, drilled or sawed
- UV stabilized for outdoor use

ACCESSORIES

- Optional back panels (See table on pages 128-129)
- Optional hinged front panel (See table on page 130)
- Optional thermal management products (See pages 131-132)

MODIFICATIONS


- Custom size holes and cutouts
- Molded-in color matches
- Hinge installed on short side
- EMI/RFI shielding
- Factory-supplied silk screening



Part No.	Box Size			Usable Depth	Panel Boss Centers		Panel Sizes		Foot Mount Centers		Cover Size				Window Dimension (height x width)
	A	B	C	F	S	Z	Height	Width	H	L	K	M	U	W	
AM664RW	6.10	6.10	4.18	5.26	4.25	4.25	4.81	4.81	5.01	7.32	6.08	6.08	7.69	7.69	4.25 X 4.25
	155mm	155mm	106mm	134mm	108mm	108mm	122mm	122mm	127mm	186mm	154mm	154mm	195mm	195mm	108mm X 108mm
AM864RW	8.00	6.13	4.13	5.21	6.25	4.25	6.75	4.88	5.01	9.19	6.11	7.98	9.59	7.71	6.25 X 4.25
	203mm	156mm	105mm	132mm	159mm	108mm	171mm	124mm	127mm	233mm	155mm	203mm	244mm	196mm	159mm X 108mm
AM1084RW	10.14	8.26	4.13	5.21	8.25	6.25	8.75	6.88	7.01	11.19	8.44	10.32	11.73	9.85	8.38 X 6.50
	258mm	210mm	105mm	132mm	210mm	159mm	222mm	175mm	178mm	284mm	214mm	262mm	298mm	250mm	213mm X 159mm
AM1086RW	10.14	8.26	6.13	7.21	8.25	6.25	8.75	6.88	7.01	11.19	8.44	10.32	11.73	9.85	8.38 X 6.50
	258mm	210mm	156mm	183mm	210mm	159mm	222mm	175mm	178mm	284mm	214mm	262mm	298mm	250mm	213mm X 159mm
AM1206RW	12.14	10.26	6.13	7.21	10.25	8.25	10.75	8.88	9.01	13.19	10.45	12.32	13.73	11.85	10.38 X 8.50
	308mm	261mm	156mm	183mm	260mm	210mm	273mm	226mm	229mm	335mm	265mm	313mm	349mm	301mm	264mm X 216mm
AM1426RW	14.13	12.26	6.13	7.21	12.25	10.25	12.75	10.88	11.01	15.19	12.45	14.32	15.73	13.85	12.38 X 10.50
	359mm	311mm	156mm	183mm	311mm	260mm	324mm	276mm	280mm	386mm	316mm	364mm	400mm	352mm	314mm X 267mm
AM1648RW	16.27	14.40	8.13	9.21	14.25	12.25	14.75	12.88	13.01	17.19	13.86	15.73	17.87	15.99	13.00 X 11.00
	413mm	366mm	207mm	234mm	362mm	311mm	375mm	327mm	330mm	437mm	352mm	400mm	454mm	406mm	330mm X 279mm
AM1868RW	18.40	16.40	8.13	9.21	16.25	14.25	16.88	14.88	14.97	19.28	15.86	17.86	20.00	18.00	14.00 X 12.00
	467mm	417mm	207mm	234mm	413mm	362mm	429mm	378mm	380mm	490mm	403mm	454mm	508mm	457mm	356mm X 305mm
AM2068RW	20.00	16.00	8.13	9.21	17.81	13.81	18.44	14.44	14.54	20.84	15.43	19.43	21.59	17.59	15.00 X 11.00
	508mm	406mm	207mm	234mm	452mm	351mm	468mm	367mm	369mm	529mm	392mm	494mm	548mm	447mm	381mm X 279mm

All dimensions are in inches unless otherwise noted.





AM-R Series JIC Size Junction Boxes: Hinged Screw Cover

APPLICATION

- Designed to insulate and house electrical and electronic controls, instruments or components for indoor and outdoor applications
- Especially well suited for high temperature or corrosive environments
- Protects from dirt, dust, oil and water

STANDARDS

- UL 50 and UL 50E Types 1, 2, 3, 3R, 4, 4X, 12 and 13
- CSA C22.2 No. 94 Types 1, 2, 3, 3R, 4, 4X, 12 and 13
- Complies with
 - NEMA Types 1, 2, 3, 3R, 4, 4X, 12 and 13
 - IEC 60529 Type IP66
 - RoHS directive
- For additional physical properties per industry test standards, please refer to the chart on page 140

CONSTRUCTION

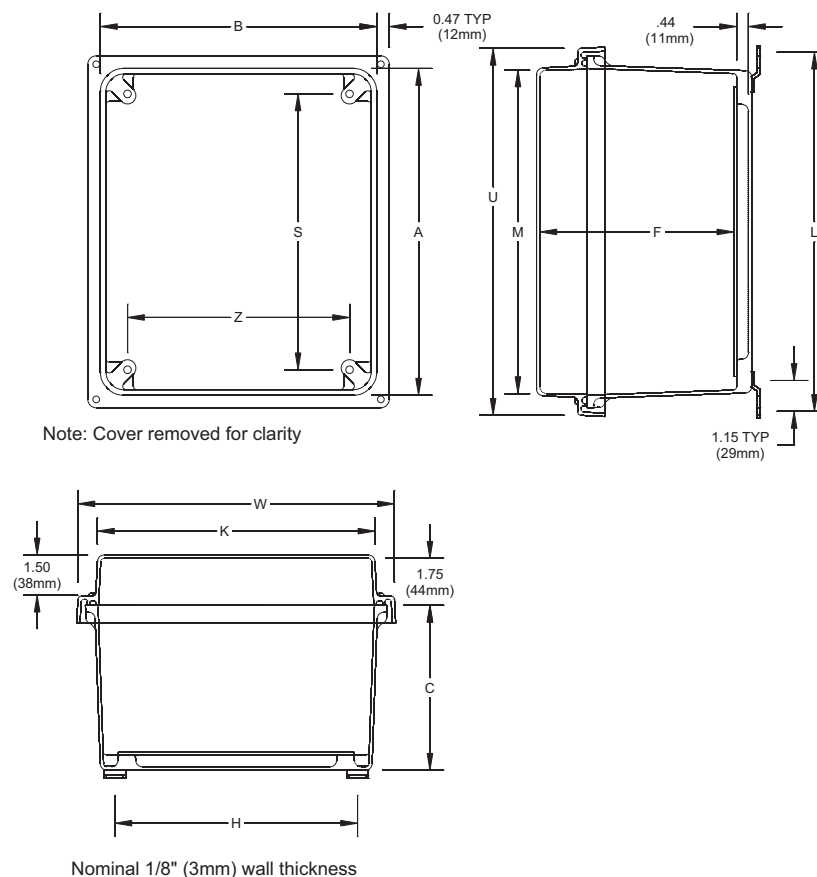
- Strong, molded ULTRAGUARD® fiberglass reinforced polyester material construction with matching raised cover
- 300 series stainless steel captive cover screws
- Continuous 300 series stainless steel hinge
- Gasket made of closed-cell neoprene cord encased in a continuous channel
- 300 series stainless steel wall mounting feet with #10-32 stainless steel screws included
- #10-32 threaded inserts are installed for optional back panel
- JIC sizing
- ULTRAGUARD® fiberglass material is easily punched, drilled or sawed
- UV stabilized for outdoor use

ACCESSORIES

- Optional back panels (See table on pages 128-129)
- Optional hinged front panel (See table on page 130)
- Optional thermal management products (See pages 131-132)

MODIFICATIONS

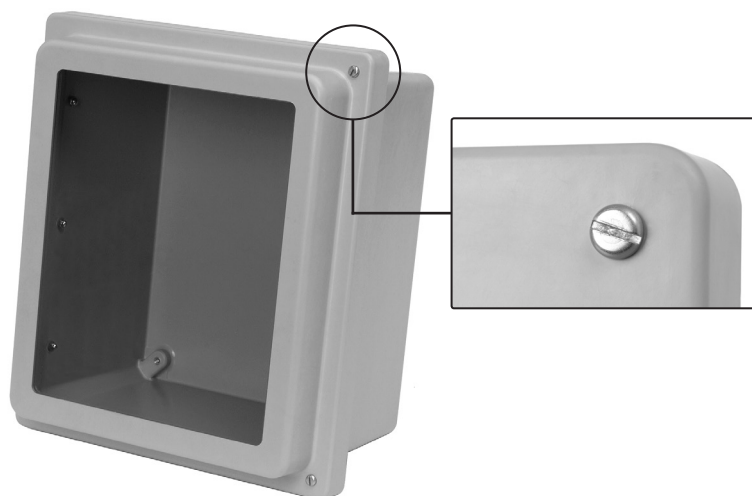
- Custom size holes and cutouts
- Custom size polycarbonate viewing windows
- Molded-in color matches
- Hinge installed on short side
- EMI/RFI shielding
- Factory-supplied silk screening



Part No.	Box Size			Usable Depth	Panel Boss Centers		Panel Sizes		Foot Mount Centers		Cover Size			
	A	B	C	F	S	Z	Height	Width	H	L	K	M	U	W
AM664RH	6.10 155mm	6.10 155mm	4.18 106mm	5.26 134mm	4.25 108mm	4.25 108mm	4.81 122mm	4.81 122mm	5.01 127mm	7.32 186mm	6.08 154mm	6.08 154mm	7.69 195mm	7.69 195mm
AM864RH	8.00 203mm	6.13 156mm	4.13 105mm	5.21 132mm	6.25 159mm	4.25 108mm	6.75 171mm	4.88 124mm	5.01 127mm	9.19 233mm	6.11 155mm	7.98 203mm	9.59 244mm	7.71 196mm
AM1084RH	10.14 258mm	8.26 210mm	4.13 105mm	5.21 132mm	8.25 210mm	6.25 159mm	8.75 222mm	6.88 175mm	7.01 178mm	11.19 284mm	8.44 214mm	10.32 262mm	11.73 298mm	9.85 250mm
AM1086RH	10.14 258mm	8.26 210mm	6.13 156mm	7.21 183mm	8.25 210mm	6.25 159mm	8.75 222mm	6.88 175mm	7.01 178mm	11.19 284mm	8.44 214mm	10.32 262mm	11.73 298mm	9.85 250mm
AM1206RH	12.14 308mm	10.26 261mm	6.13 156mm	7.21 183mm	10.25 260mm	8.25 210mm	10.75 273mm	8.88 226mm	9.01 229mm	13.19 335mm	10.45 265mm	12.32 313mm	13.73 349mm	11.85 301mm
AM1426RH	14.13 359mm	12.26 311mm	6.13 156mm	7.21 183mm	12.25 311mm	10.25 260mm	12.75 324mm	10.88 276mm	11.01 280mm	15.19 386mm	12.45 316mm	14.32 364mm	15.73 400mm	13.85 352mm
AM1648RH	16.27 413mm	14.40 366mm	8.13 207mm	9.21 234mm	14.25 362mm	12.25 311mm	14.75 375mm	12.88 327mm	13.01 330mm	17.19 437mm	13.86 352mm	15.73 400mm	17.87 454mm	15.99 406mm
AM1868RH	18.40 467mm	16.40 417mm	8.13 207mm	9.21 234mm	16.25 413mm	14.25 362mm	16.88 429mm	14.88 378mm	14.97 380mm	19.28 490mm	15.86 403mm	17.86 454mm	20.00 508mm	18.00 457mm
AM2068RH	20.00 508mm	16.00 406mm	8.13 207mm	9.21 234mm	17.81 452mm	13.81 351mm	18.44 468mm	14.44 367mm	14.54 369mm	20.84 529mm	15.43 392mm	19.43 494mm	21.59 548mm	17.59 447mm

All dimensions are in inches unless otherwise noted.





AM-R Series JIC Size Junction Boxes: Hinged Screw Cover With Window

APPLICATION

- Designed to insulate and house electrical and electronic controls, instruments or components for indoor and outdoor applications
- Especially well suited for high temperature or corrosive environments
- Protects from dirt, dust, oil and water
- Window unit provides viewing area for instrumentation or equipment

STANDARDS

- UL 50 and UL 50E Types 1, 2, 3, 3R, 4, 4X, 12 and 13
- CSA C22.2 No. 94 Types 1, 2, 3, 3R, 4, 4X, 12 and 13
- Complies with
 - NEMA Types 1, 2, 3, 3R, 4, 4X, 12 and 13
 - IEC 60529 Type IP66
 - RoHS directive
- For additional physical properties per industry test standards, please refer to the chart on page 140

CONSTRUCTION

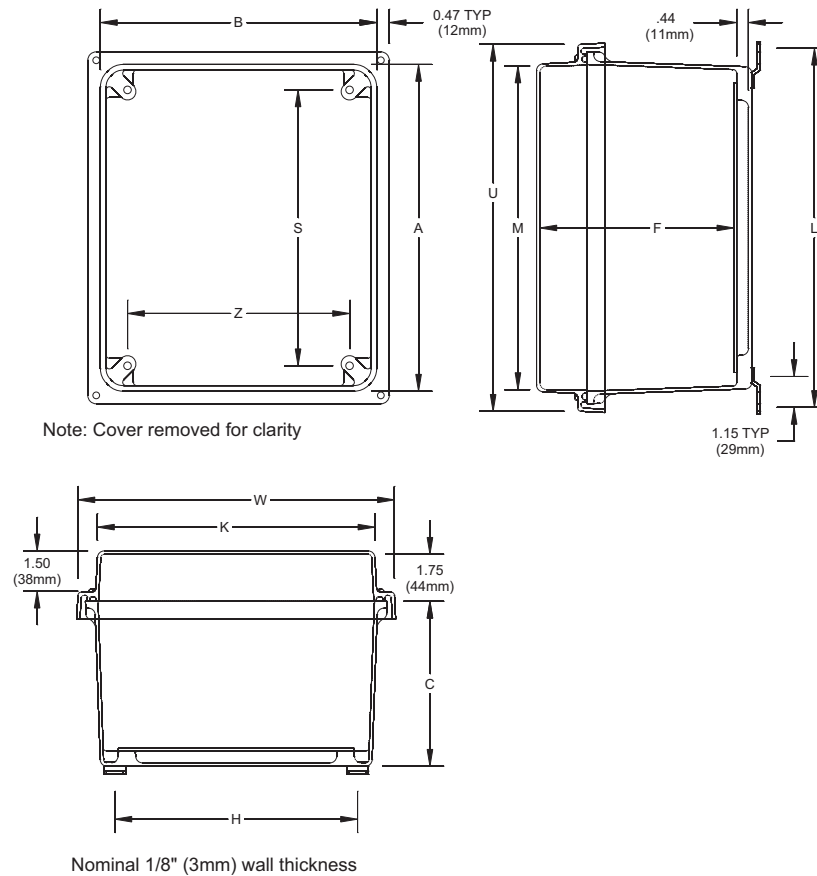
- Strong, molded ULTRAGUARD® fiberglass reinforced polyester material construction with matching raised cover
- UV resistant polycarbonate viewing window
- 300 series stainless steel captive cover screws
- Continuous 300 series stainless steel hinge
- Gasket made of closed-cell neoprene cord encased in a continuous channel
- 300 series stainless steel wall mounting feet with #10-32 stainless steel screws included
- #10-32 threaded inserts are installed for optional back panel
- JIC sizing
- ULTRAGUARD® fiberglass material is easily punched, drilled or sawed
- UV stabilized for outdoor use

ACCESSORIES

- Optional back panels (See table on pages 128-129)
- Optional hinged front panel (See table on page 130)
- Optional thermal management products (See pages 131-132)

MODIFICATIONS


- Custom size holes and cutouts
- Molded-in color matches
- Hinge installed on short side
- EMI/RFI shielding
- Factory-supplied silk screening



Part No.	Box Size			Usable Depth	Panel Boss Centers			Panel Sizes		Foot Mount Centers		Cover Size				Window Dimension (height x width)
	A	B	C		F	S	Z	Height	Width	H	L	K	M	U	W	
AM664RHW	6.10 155mm	6.10 155mm	4.18 106mm	5.26 134mm	4.25 108mm	4.25 108mm		4.81 122mm	4.81 122mm	5.01 127mm	7.32 186mm	6.08 154mm	6.08 154mm	7.69 195mm	7.69 195mm	4.25 X 4.25 108mm X 108mm
AM864RHW	8.00 203mm	6.13 156mm	4.13 105mm	5.21 132mm	6.25 159mm	4.25 108mm		6.75 171mm	4.88 124mm	5.01 127mm	9.19 233mm	6.11 155mm	7.98 203mm	9.59 244mm	7.71 196mm	6.25 X 4.25 159mm X 108mm
AM1084RHW	10.14 258mm	8.26 210mm	4.13 105mm	5.21 132mm	8.25 210mm	6.25 159mm		8.75 222mm	6.88 175mm	7.01 178mm	11.19 284mm	8.44 214mm	10.32 262mm	11.73 298mm	9.85 250mm	8.38 X 6.50 213mm X 159mm
AM1086RHW	10.14 258mm	8.26 210mm	6.13 156mm	7.21 183mm	8.25 210mm	6.25 159mm		8.75 222mm	6.88 175mm	7.01 178mm	11.19 284mm	8.44 214mm	10.32 262mm	11.73 298mm	9.85 250mm	8.38 X 6.50 213mm X 159mm
AM1206RHW	12.14 308mm	10.26 261mm	6.13 156mm	7.21 183mm	10.25 260mm	8.25 210mm		10.75 273mm	8.88 226mm	9.01 229mm	13.19 335mm	10.45 265mm	12.32 313mm	13.73 349mm	11.85 301mm	10.38 X 8.50 264mm X 216mm
AM1426RHW	14.13 359mm	12.26 311mm	6.13 156mm	7.21 183mm	12.25 311mm	10.25 260mm		12.75 324mm	10.88 276mm	11.01 280mm	15.19 386mm	12.45 316mm	14.32 364mm	15.73 400mm	13.85 352mm	12.38 X 10.50 314mm X 267mm
AM1648RHW	16.27 413mm	14.40 366mm	8.13 207mm	9.21 234mm	14.25 362mm	12.25 311mm		14.75 375mm	12.88 327mm	13.01 330mm	17.19 437mm	13.86 352mm	15.73 400mm	17.87 454mm	15.99 406mm	13.00 X 11.00 330mm X 279mm
AM1868RHW	18.40 467mm	16.40 417mm	8.13 207mm	9.21 234mm	16.25 413mm	14.25 362mm		16.88 429mm	14.88 378mm	14.97 380mm	19.28 490mm	15.86 403mm	17.86 454mm	20.00 508mm	18.00 457mm	14.00 X 12.00 356mm X 305mm
AM2068RHW	20.00 508mm	16.00 406mm	8.13 207mm	9.21 234mm	17.81 452mm	13.81 351mm		18.44 468mm	14.44 367mm	14.54 369mm	20.84 529mm	15.43 392mm	19.43 494mm	21.59 548mm	17.59 447mm	15.00 X 11.00 381mm X 279mm

All dimensions are in inches unless otherwise noted.





AM-R Series JIC Size Junction Boxes: Snap Latch Hinged Cover

APPLICATION

- Designed to insulate and house electrical and electronic controls, instruments or components for indoor and outdoor applications
- Especially well suited for high temperature or corrosive environments
- Protects from dirt, dust, oil and water

STANDARDS

- UL 50 and UL 50E Types 1, 2, 3, 3R, 4, 4X, 12 and 13
- CSA C22.2 No. 94 Types 1, 2, 3, 3R, 4, 4X, 12 and 13
- Complies with
 - NEMA Types 1, 2, 3, 3R, 4, 4X, 12 and 13
 - IEC 60529 Type IP66
 - RoHS directive
- For additional physical properties per industry test standards, please refer to the chart on page 140

CONSTRUCTION

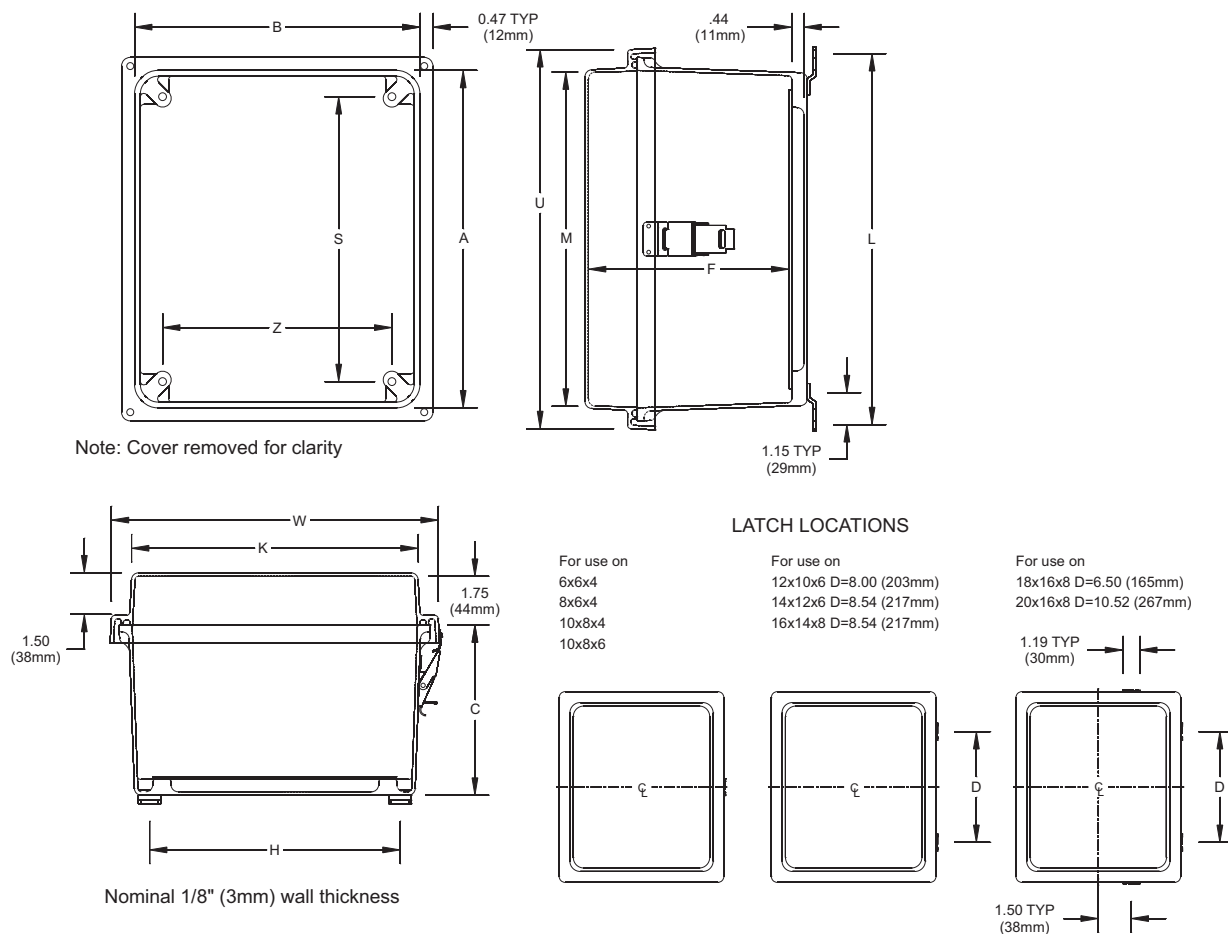
- Strong, molded ULTRAGUARD® fiberglass reinforced polyester material construction with matching raised cover
- 300 series stainless steel snap latches feature padlock hasp
- Continuous 300 series stainless steel hinge
- Gasket made of closed-cell neoprene cord encased in a continuous channel
- 300 series stainless steel wall mounting feet with #10-32 stainless steel screws included
- #10-32 threaded inserts are installed for optional back panel
- JIC sizing
- ULTRAGUARD® fiberglass material is easily punched, drilled or sawed
- UV stabilized for outdoor use

ACCESSORIES

- Optional back panels (See table on pages 128-129)
- Optional hinged front panel (See table on page 130)
- Optional thermal management products (See pages 131-132)

MODIFICATIONS

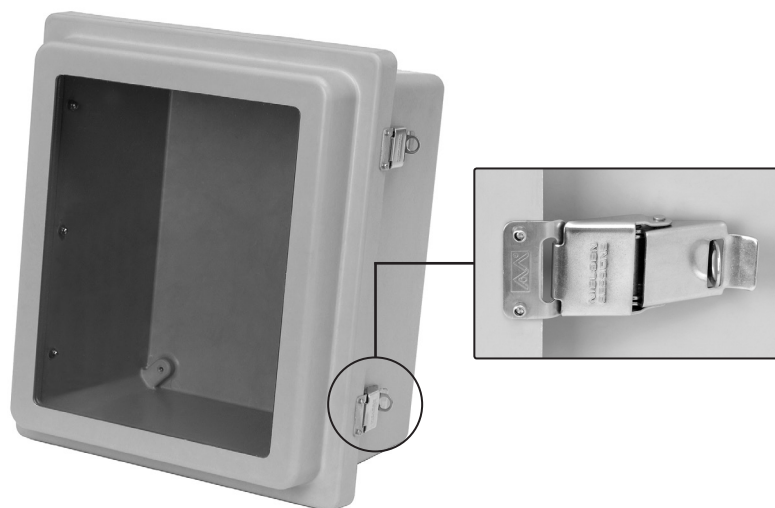
- Custom size holes and cutouts
- Custom size polycarbonate viewing windows
- Molded-in color matches
- Hinge installed on short side
- EMI/RFI shielding
- Factory-supplied silk screening



Part No.	Box Size			Usable Depth F	Panel Boss Centers		Panel Sizes		Foot Mount Centers		Cover Size			
	A	B	C		S	Z	Height	Width	H	L	K	M	U	W
AM664RL	6.10 155mm	6.10 155mm	4.18 106mm	5.26 134mm	4.25 108mm	4.25 108mm	4.81 122mm	4.81 122mm	5.01 127mm	7.32 186mm	6.08 154mm	6.08 154mm	7.69 195mm	7.69 195mm
AM864RL	8.00 203mm	6.13 156mm	4.13 105mm	5.21 132mm	6.25 159mm	4.25 108mm	6.75 171mm	4.88 124mm	5.01 127mm	9.19 233mm	6.11 155mm	7.98 203mm	9.59 244mm	7.71 196mm
AM1084RL	10.14 258mm	8.26 210mm	4.13 105mm	5.21 132mm	8.25 210mm	6.25 159mm	8.75 222mm	6.88 175mm	7.01 178mm	11.19 284mm	8.44 214mm	10.32 262mm	11.73 298mm	9.85 250mm
AM1086RL	10.14 258mm	8.26 210mm	6.13 156mm	7.21 183mm	8.25 210mm	6.25 159mm	8.75 222mm	6.88 175mm	7.01 178mm	11.19 284mm	8.44 214mm	10.32 262mm	11.73 298mm	9.85 250mm
AM1206RL	12.14 308mm	10.26 261mm	6.13 156mm	7.21 183mm	10.25 260mm	8.25 210mm	10.75 273mm	8.88 226mm	9.01 229mm	13.19 335mm	10.45 265mm	12.32 313mm	13.73 349mm	11.85 301mm
AM1426RL	14.13 359mm	12.26 311mm	6.13 156mm	7.21 183mm	12.25 311mm	10.25 260mm	12.75 324mm	10.88 276mm	11.01 280mm	15.19 386mm	12.45 316mm	14.32 364mm	15.73 400mm	13.85 352mm
AM1648RL	16.27 413mm	14.40 366mm	8.13 207mm	9.21 234mm	14.25 362mm	12.25 311mm	14.75 375mm	12.88 327mm	13.01 330mm	17.19 437mm	13.86 352mm	15.73 400mm	17.87 454mm	15.99 406mm
AM1868RL	18.40 467mm	16.40 417mm	8.13 207mm	9.21 234mm	16.25 413mm	14.25 362mm	16.88 429mm	14.88 378mm	14.97 380mm	19.28 490mm	15.86 403mm	17.86 454mm	20.00 508mm	18.00 457mm
AM2068RL	20.00 508mm	16.00 406mm	8.13 207mm	9.21 234mm	17.81 452mm	13.81 351mm	18.44 468mm	14.44 367mm	14.54 369mm	20.84 529mm	15.43 392mm	19.43 494mm	21.59 548mm	17.59 447mm

All dimensions are in inches unless otherwise noted.





AM-R Series JIC Size Junction Boxes: Snap Latch Hinged Cover With Window

APPLICATION

- Designed to insulate and house electrical and electronic controls, instruments or components for indoor and outdoor applications
- Especially well suited for high temperature or corrosive environments
- Protects from dirt, dust, oil and water
- Window unit provides viewing area for instrumentation or equipment

STANDARDS

- UL 50 and UL 50E Types 1, 2, 3, 3R, 4, 4X, 12 and 13
- CSA C22.2 No. 94 Types 1, 2, 3, 3R, 4, 4X, 12 and 13
- Complies with
 - NEMA Types 1, 2, 3, 3R, 4, 4X, 12 and 13
 - IEC 60529 Type IP66
 - RoHS directive
- For additional physical properties per industry test standards, please refer to the chart on page 140

CONSTRUCTION

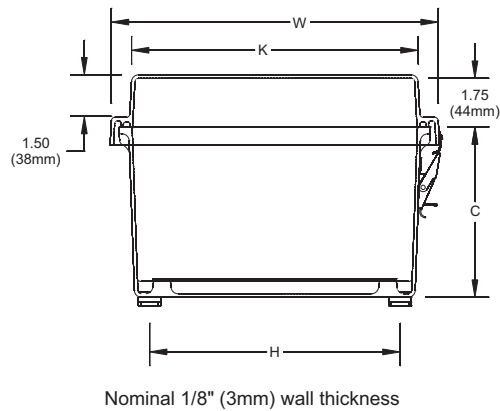
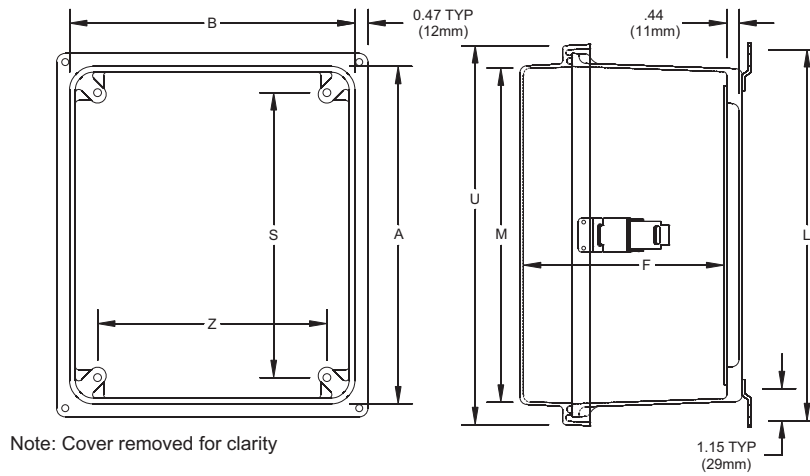
- Strong, molded ULTRAGUARD® fiberglass reinforced polyester material construction with matching raised cover
- UV resistant polycarbonate viewing window
- 300 series stainless steel snap latches feature padlock hasp
- Continuous 300 series stainless steel hinge
- Gasket made of closed-cell neoprene cord encased in a continuous channel
- 300 series stainless steel wall mounting feet with #10-32 stainless steel screws included
- #10-32 threaded inserts are installed for optional back panel
- JIC sizing
- ULTRAGUARD® fiberglass material is easily punched, drilled or sawed
- UV stabilized for outdoor use

ACCESSORIES

- Optional back panels (See table on pages 128-129)
- Optional hinged front panel (See table on page 130)
- Optional thermal management products (See pages 131-132)

MODIFICATIONS

- Custom size holes and cutouts
- Molded-in color matches
- Hinge installed on short side
- EMI/RFI shielding
- Factory-supplied silk screening

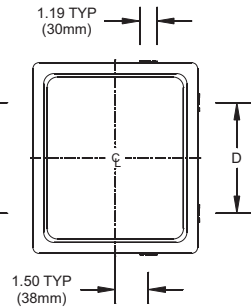
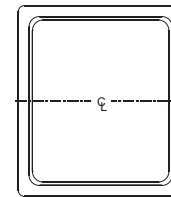
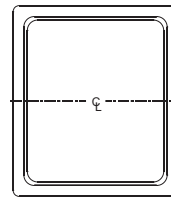


LATCH LOCATIONS

For use on
6x6x4
8x6x4
10x8x4
10x8x6

For use on
12x10x6 D=8.00 (203mm)
14x12x6 D=8.54 (217mm)
16x14x8 D=8.54 (217mm)

For use on
18x16x8 D=6.50 (165mm)
20x16x8 D=10.52 (267mm)

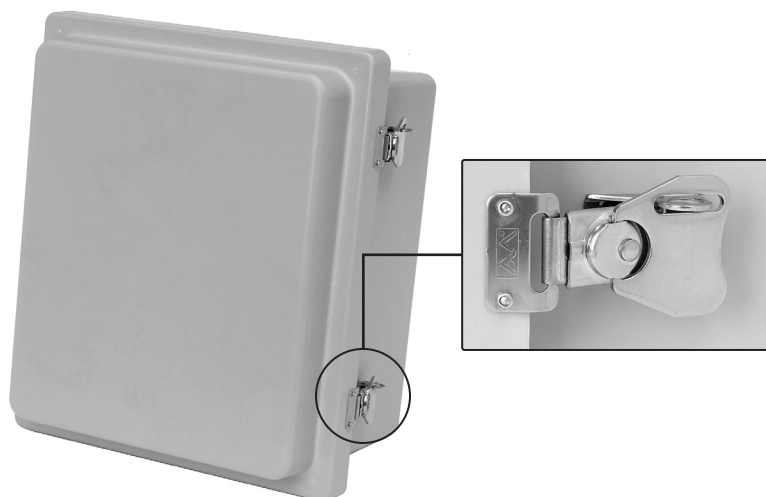


AM-R SERIES

Part No.	Box Size			Usable Depth F	Panel Boss Centers		Panel Sizes		Foot Mount Centers		Cover Size				Window Dimension (height x width)
	A	B	C		S	Z	Height	Width	H	L	K	M	U	W	
AM664RLW	6.10 155mm	6.10 155mm	4.18 106mm	5.26 134mm	4.25 108mm	4.25 108mm	4.81 122mm	4.81 122mm	5.01 127mm	7.32 186mm	6.08 154mm	6.08 154mm	7.69 195mm	7.69 195mm	4.25 X 4.25 108mm X 108mm
AM864RLW	8.00 203mm	6.13 156mm	4.13 105mm	5.21 132mm	6.25 159mm	4.25 108mm	6.75 171mm	4.88 124mm	5.01 127mm	9.19 233mm	6.11 155mm	7.98 203mm	9.59 244mm	7.71 196mm	6.25 X 4.25 159mm X 108mm
AM1084RLW	10.14 258mm	8.26 210mm	4.13 105mm	5.21 132mm	8.25 210mm	6.25 159mm	8.75 222mm	6.88 175mm	7.01 178mm	11.19 284mm	8.44 214mm	10.32 262mm	11.73 298mm	9.85 250mm	8.38 X 6.50 213mm X 159mm
AM1086RLW	10.14 258mm	8.26 210mm	6.13 156mm	7.21 183mm	8.25 210mm	6.25 159mm	8.75 222mm	6.88 175mm	7.01 178mm	11.19 284mm	8.44 214mm	10.32 262mm	11.73 298mm	9.85 250mm	8.38 X 6.50 213mm X 159mm
AM1206RLW	12.14 308mm	10.26 261mm	6.13 156mm	7.21 183mm	10.25 260mm	8.25 210mm	10.75 273mm	8.88 226mm	9.01 229mm	13.19 335mm	10.45 265mm	12.32 313mm	13.73 349mm	11.85 301mm	10.38 X 8.50 264mm X 216mm
AM1426RLW	14.13 359mm	12.26 311mm	6.13 156mm	7.21 183mm	12.25 311mm	10.25 260mm	12.75 324mm	10.88 276mm	11.01 280mm	15.19 386mm	12.45 316mm	14.32 364mm	15.73 400mm	13.85 352mm	12.38 X 10.50 314mm X 267mm
AM1648RLW	16.27 413mm	14.40 366mm	8.13 207mm	9.21 234mm	14.25 362mm	12.25 311mm	14.75 375mm	12.88 327mm	13.01 330mm	17.19 437mm	13.86 352mm	15.73 400mm	17.87 454mm	15.99 406mm	13.00 X 11.00 330mm X 279mm
AM1868RLW	18.40 467mm	16.40 417mm	8.13 207mm	9.21 234mm	16.25 413mm	14.25 362mm	16.88 429mm	14.88 378mm	14.97 380mm	19.28 490mm	15.86 403mm	17.86 454mm	20.00 508mm	18.00 457mm	14.00 X 12.00 356mm X 305mm
AM2068RLW	20.00 508mm	16.00 406mm	8.13 207mm	9.21 234mm	17.81 452mm	13.81 351mm	18.44 468mm	14.44 367mm	14.54 369mm	20.84 529mm	15.43 392mm	19.43 494mm	21.59 548mm	17.59 447mm	15.00 X 11.00 381mm X 279mm

All dimensions are in inches unless otherwise noted.





AM-R Series JIC Size Junction Boxes: Twist Latch Hinged Cover

APPLICATION

- Designed to insulate and house electrical and electronic controls, instruments or components for indoor and outdoor applications
- Especially well suited for high temperature or corrosive environments
- Protects from dirt, dust, oil and water

STANDARDS

- UL 50 and UL 50E Types 1, 2, 3, 3R, 4, 4X, 12 and 13
- CSA C22.2 No. 94 Types 1, 2, 3, 3R, 4, 4X, 12 and 13
- Complies with
 - NEMA Types 1, 2, 3, 3R, 4, 4X, 12 and 13
 - IEC 60529 Type IP66
 - RoHS directive
- For additional physical properties per industry test standards, please refer to the chart on page 140

CONSTRUCTION

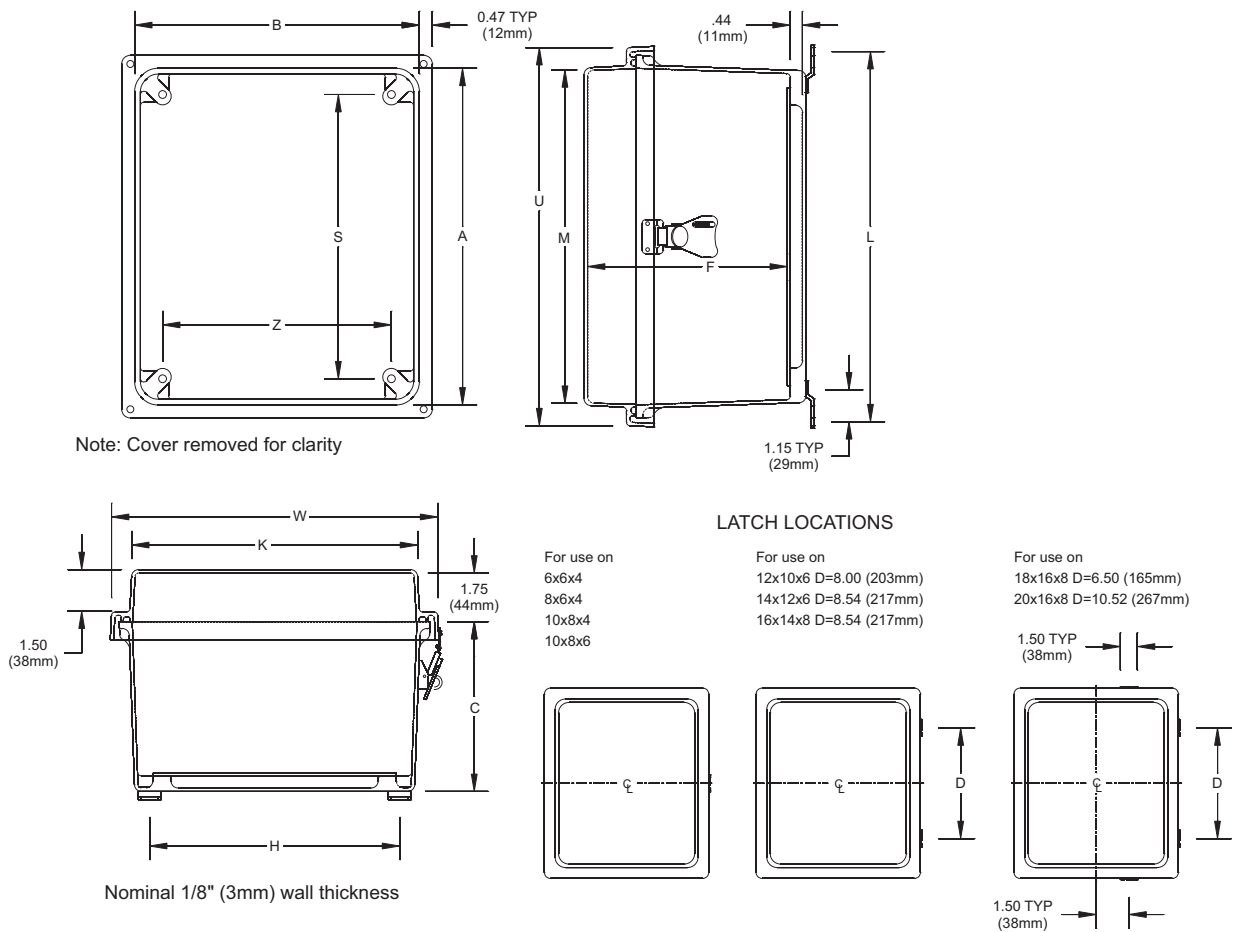
- Strong, molded ULTRAGUARD® fiberglass reinforced polyester material construction with matching raised cover
- 300 series stainless steel twist latches feature padlock hasp
- Continuous 300 series stainless steel hinge
- Gasket made of closed-cell neoprene cord encased in a continuous channel
- 300 series stainless steel wall mounting feet with #10-32 stainless steel screws included
- #10-32 threaded inserts are installed for optional back panel
- JIC sizing
- ULTRAGUARD® fiberglass material is easily punched, drilled or sawed
- UV stabilized for outdoor use

ACCESSORIES

- Optional back panels (See table on pages 128-129)
- Optional hinged front panel (See table on page 130)
- Optional thermal management products (See pages 131-132)

MODIFICATIONS


- Custom size holes and cutouts
- Custom size polycarbonate viewing windows
- Molded-in color matches
- Hinge installed on short side
- EMI/RFI shielding
- Factory-supplied silk screening



Part No.	Box Size			Usable Depth F	Panel Boss Centers		Panel Sizes		Foot Mount Centers		Cover Size			
	A	B	C		S	Z	Height	Width	H	L	K	M	U	W
AM664RT	6.10 155mm	6.10 155mm	4.18 106mm	5.26 134mm	4.25 108mm	4.25 108mm	4.81 122mm	4.81 122mm	5.01 127mm	7.32 186mm	6.08 154mm	6.08 154mm	7.69 195mm	7.69 195mm
AM864RT	8.00 203mm	6.13 156mm	4.13 105mm	5.21 132mm	6.25 159mm	4.25 108mm	6.75 171mm	4.88 124mm	5.01 127mm	9.19 233mm	6.11 155mm	7.98 203mm	9.59 244mm	7.71 196mm
AM1084RT	10.14 258mm	8.26 210mm	4.13 105mm	5.21 132mm	8.25 210mm	6.25 159mm	8.75 222mm	6.88 175mm	7.01 178mm	11.19 284mm	8.44 214mm	10.32 262mm	11.73 298mm	9.85 250mm
AM1086RT	10.14 258mm	8.26 210mm	6.13 156mm	7.21 183mm	8.25 210mm	6.25 159mm	8.75 222mm	6.88 175mm	7.01 178mm	11.19 284mm	8.44 214mm	10.32 262mm	11.73 298mm	9.85 250mm
AM1206RT	12.14 308mm	10.26 261mm	6.13 156mm	7.21 183mm	10.25 260mm	8.25 210mm	10.75 273mm	8.88 226mm	9.01 229mm	13.19 335mm	10.45 265mm	12.32 313mm	13.73 349mm	11.85 301mm
AM1426RT	14.13 359mm	12.26 311mm	6.13 156mm	7.21 183mm	12.25 311mm	10.25 260mm	12.75 324mm	10.88 276mm	11.01 280mm	15.19 386mm	12.45 316mm	14.32 364mm	15.73 400mm	13.85 352mm
AM1648RT	16.27 413mm	14.40 366mm	8.13 207mm	9.21 234mm	14.25 362mm	12.25 311mm	14.75 375mm	12.88 327mm	13.01 330mm	17.19 437mm	13.86 352mm	15.73 400mm	17.87 454mm	15.99 406mm
AM1868RT	18.40 467mm	16.40 417mm	8.13 207mm	9.21 234mm	16.25 413mm	14.25 362mm	16.88 429mm	14.88 378mm	14.97 380mm	19.28 490mm	15.86 403mm	17.86 454mm	20.00 508mm	18.00 457mm
AM2068RT	20.00 508mm	16.00 406mm	8.13 207mm	9.21 234mm	17.81 452mm	13.81 351mm	18.44 468mm	14.44 367mm	14.54 369mm	20.84 529mm	15.43 392mm	19.43 494mm	21.59 548mm	17.59 447mm

All dimensions are in inches unless otherwise noted.





AM-R Series JIC Size Junction Boxes: Twist Latch Hinged Cover With Window

APPLICATION

- Designed to insulate and house electrical and electronic controls, instruments or components for indoor and outdoor applications
- Especially well suited for high temperature or corrosive environments
- Protects from dirt, dust, oil and water
- Window unit provides viewing area for instrumentation or equipment

STANDARDS

- UL 50 and UL 50E Types 1, 2, 3, 3R, 4, 4X, 12 and 13
- CSA C22.2 No. 94 Types 1, 2, 3, 3R, 4, 4X, 12 and 13
- Complies with
 - NEMA Types 1, 2, 3, 3R, 4, 4X, 12 and 13
 - IEC 60529 Type IP66
 - RoHS directive
- For additional physical properties per industry test standards, please refer to the chart on page 140

CONSTRUCTION

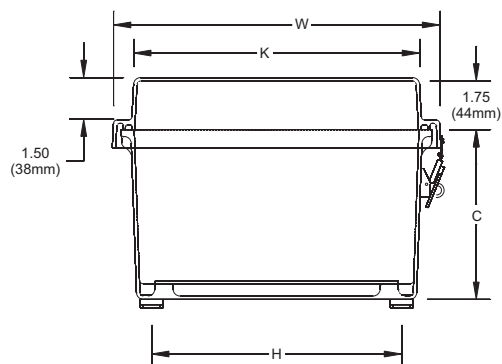
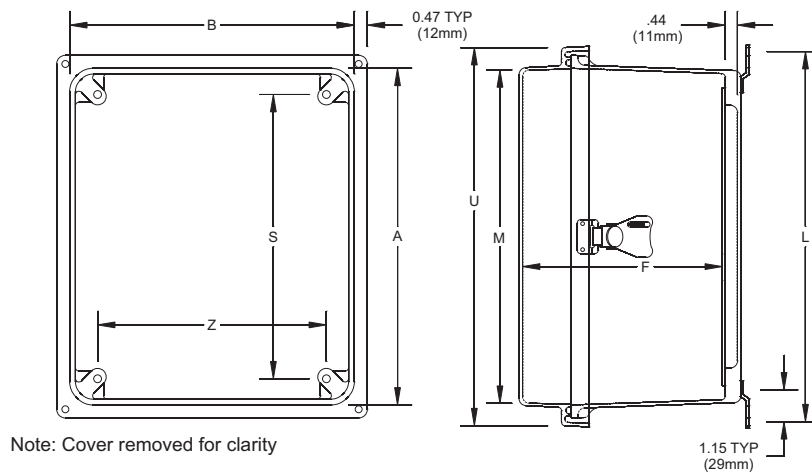
- Strong, molded ULTRAGUARD® fiberglass reinforced polyester material construction with matching raised cover
- UV resistant polycarbonate viewing window
- 300 series stainless steel twist latches feature padlock hasp
- Continuous 300 series stainless steel hinge
- Gasket made of closed-cell neoprene cord encased in a continuous channel
- 300 series stainless steel wall mounting feet with #10-32 stainless steel screws included
- #10-32 threaded inserts are installed for optional back panel
- JIC sizing
- ULTRAGUARD® fiberglass material is easily punched, drilled or sawed
- UV stabilized for outdoor use

ACCESSORIES

- Optional back panels (See table on pages 128-129)
- Optional hinged front panel (See table on page 130)
- Optional thermal management products (See pages 131-132)

MODIFICATIONS

- Custom size holes and cutouts
- Molded-in color matches
- Hinge installed on short side
- EMI/RFI shielding
- Factory-supplied silk screening



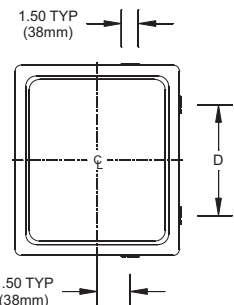
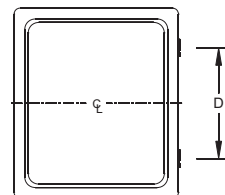
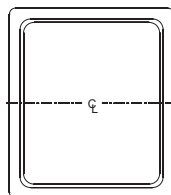
Nominal 1/8" (3mm) wall thickness

LATCH LOCATIONS

For use on
6x6x4
8x6x4
10x8x4
10x8x6

For use on
12x10x6 D=8.00 (203mm)
14x12x6 D=8.54 (217mm)
16x14x8 D=8.54 (217mm)

For use on
18x16x8 D=6.50 (165mm)
20x16x8 D=10.52 (267mm)




AM-R SERIES

Part No.	Box Size			Usable Depth F	Panel Boss Centers		Panel Sizes		Foot Mount Centers		Cover Size				Window Dimension (height x width)
	A	B	C		S	Z	Height	Width	H	L	K	M	U	W	
AM664RTW	6.10	6.10	4.18	5.26	4.25	4.25	4.81	4.81	5.01	7.32	6.08	6.08	7.69	7.69	4.25 X 4.25
	155mm	155mm	106mm	134mm	108mm	108mm	122mm	122mm	127mm	186mm	154mm	154mm	195mm	195mm	108mm X 108mm
AM864RTW	8.00	6.13	4.13	5.21	6.25	4.25	6.75	4.88	5.01	9.19	6.11	7.98	9.59	7.71	6.25 X 4.25
	203mm	156mm	105mm	132mm	159mm	108mm	171mm	124mm	127mm	233mm	155mm	203mm	244mm	196mm	159mm X 108mm
AM1084RTW	10.14	8.26	4.13	5.21	8.25	6.25	8.75	6.88	7.01	11.19	8.44	10.32	11.73	9.85	8.38 X 6.50
	258mm	210mm	105mm	132mm	210mm	159mm	222mm	175mm	178mm	284mm	214mm	262mm	298mm	250mm	213mm X 159mm
AM1086RTW	10.14	8.26	6.13	7.21	8.25	6.25	8.75	6.88	7.01	11.19	8.44	10.32	11.73	9.85	8.38 X 6.50
	258mm	210mm	156mm	183mm	210mm	159mm	222mm	175mm	178mm	284mm	214mm	262mm	298mm	250mm	213mm X 159mm
AM1206RTW	12.14	10.26	6.13	7.21	10.25	8.25	10.75	8.88	9.01	13.19	10.45	12.32	13.73	11.85	10.38 X 8.50
	308mm	261mm	156mm	183mm	260mm	210mm	273mm	226mm	229mm	335mm	265mm	313mm	349mm	301mm	264mm X 216mm
AM1426RTW	14.13	12.26	6.13	7.21	12.25	10.25	12.75	10.88	11.01	15.19	12.45	14.32	15.73	13.85	12.38 X 10.50
	359mm	311mm	156mm	183mm	311mm	260mm	324mm	276mm	280mm	386mm	316mm	364mm	400mm	352mm	314mm X 267mm
AM1648RTW	16.27	14.40	8.13	9.21	14.25	12.25	14.75	12.88	13.01	17.19	13.86	15.73	17.87	15.99	13.00 X 11.00
	413mm	366mm	207mm	234mm	362mm	311mm	375mm	327mm	330mm	437mm	352mm	400mm	454mm	406mm	330mm X 279mm
AM1868RTW	18.40	16.40	8.13	9.21	16.25	14.25	16.88	14.88	14.97	19.28	15.86	17.86	20.00	18.00	14.00 X 12.00
	467mm	417mm	207mm	234mm	413mm	362mm	429mm	378mm	380mm	490mm	403mm	454mm	508mm	457mm	356mm X 305mm
AM2068RTW	20.00	16.00	8.13	9.21	17.81	13.81	18.44	14.44	14.54	20.84	15.43	19.43	21.59	17.59	15.00 X 11.00
	508mm	406mm	207mm	234mm	452mm	351mm	468mm	367mm	369mm	529mm	392mm	494mm	548mm	447mm	381mm X 279mm

All dimensions are in inches unless otherwise noted.





AMHD-R Heavy Duty Solar Battery Box: Snap Latch Hinged Cover

APPLICATION

- Designed to insulate and house solar storage batteries for various telemetry applications in outdoor locations
- Especially well suited for high temperature or corrosive environments
- Protects from UV, dirt, dust, oil and water

STANDARDS

- UL 50 and UL 50E Types 1, 2, 3, 3R, 4, 4X, 12 and 13
- CSA C22.2 No. 94 Types 1, 2, 3, 3R, 4, 4X, 12 and 13
- Complies with
 - NEMA Types 1, 2, 3, 3R, 4, 4X, 12 and 13
 - IEC 60529 Type IP66
 - RoHS directive
- For additional physical properties per industry test standards, please refer to the chart on page 140

CONSTRUCTION

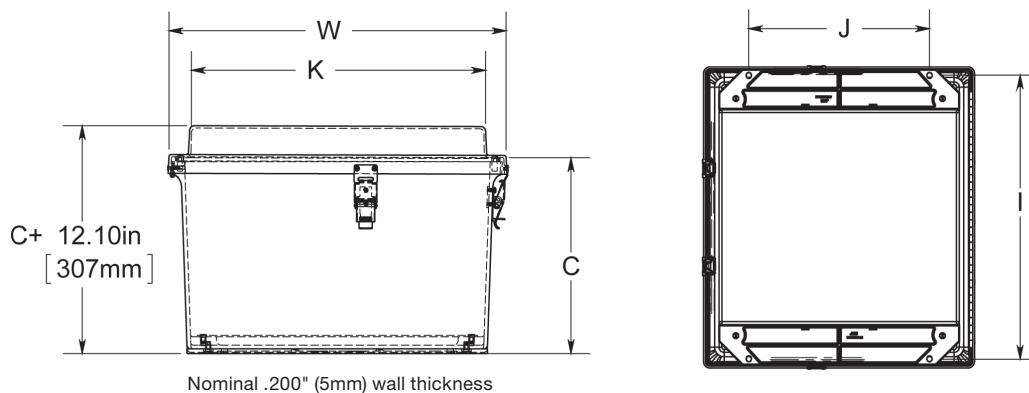
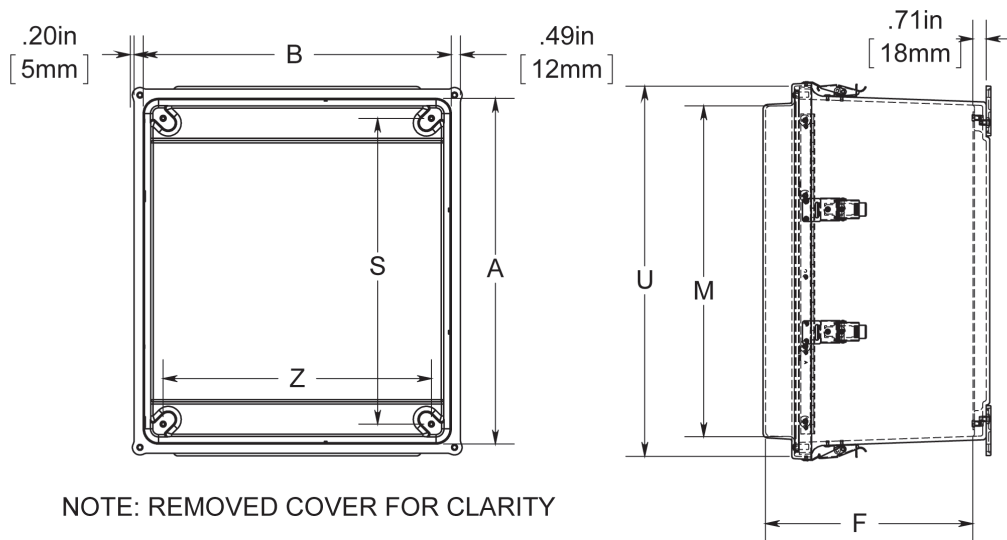
- Strong, molded ULTRAGUARD® fiberglass reinforced polyester material construction with matching raised cover
- 300 series stainless steel snap latches feature padlock hasp
- Continuous 300 series stainless steel hinge
- Gasket made of closed-cell neoprene cord encased in a continuous channel
- Polycarbonate flanges installed with (4) 300 series stainless steel screws
- #10-32 threaded inserts are installed for optional back panel
- ULTRAGUARD® fiberglass material is easily punched, drilled or sawed
- UV stabilized for outdoor use

ACCESSORIES

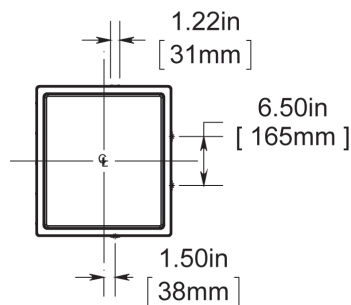
- Optional back panels (See table on pages 128-129)
- Optional thermal management products (See pages 131-132)
- Optional pole mount kit (See page 133)

MODIFICATIONS

- Custom size holes and cutouts
- Custom size polycarbonate viewing windows
- Molded-in color matches
- Hinge installed on short side
- EMI/RFI shielding
- Factory-supplied silk screening



LATCH LOCATIONS



Part No.	Box Size			Usable Depth	Panel Boss Centers		Panel Sizes		Flange Mount Centers		Cover Size			
	A	B	C		S	Z	Height	Width	J	I	K	M	U	W
AMHD1860RLF	18.24 463mm	16.24 412mm	10.13 257mm	11.01 280mm	16.25 413mm	14.25 362mm	16.88 429mm	14.88 378mm	12.00 305mm	18.88, 18.76 480mm, 477mm	15.22 387mm	17.72 450mm	19.91 506mm	17.91 455mm

All dimensions are in inches unless otherwise noted.



ULTRALINE®



ULTRALINE® AMU SERIES

ULTRALINE® comes standard with “industry exclusive” mounting options including an out of the box mounting flange or adjustable mounting feet to cover various mounting configurations. Featuring molded latch keepers, a tongue and groove seal design, and a flange design that can be retrofit to competition, ULTRALINE is the ultimate in fiberglass enclosures. A clear polycarbonate cover option is also available for instrumentation applications where critical electronic equipment must be visible and protected from the elements.

AMU Series Features & Benefits

- Patented (US Pat #7,572,975) multi-mounting capability
 - Out-of-the-box flange design – factory installed
 - Flange mount hole pattern match “VJ”, “J”, and “A” series competitive foot prints
 - Optional foot mount brackets for multi-directional mounting
 - Capable of mounting vertically or horizontally
- Mounting dimensions molded into the enclosure base
- Durable polycarbonate feet/flanges withstand cracking during wall mount assembly
- Feet and Flanges act as an enclosure pad on uneven surfaces without allowing it to be drawn down and bind, or crack
- Feet and Flange pads also allow air space between the enclosure and a warm machine or mounting wall



- Cover/Base design
 - Flush, aesthetically pleasing, modern architecture
- Clear polycarbonate instrumentation cover where critical electronic equipment must be visible and protected from the elements
- Solid/opaque covers come with a drill point pattern inside for hole modifications when required



- Molded hinge and latch keeper designs eliminate wall penetrations




- Tongue and groove, closed cell neoprene seal design for NEMA Type 4X rating



- Eight Sizes ranging from 6x6x4 through 20x16x10
- UL® listed and CSA certified
- Allied Moulded ULTRAGUARD® fiberglass reinforced polyester material formulation
- Compliant with RoHS directive (Restriction of Hazardous Substances)





AMU Series JIC Size Junction Boxes: Lift-Off Screw Cover - Solid/Opaque

APPLICATION

- Designed to insulate and protect controls and components in both indoor and outdoor applications often found in oil refineries, waste water treatment equipment, and chemical plants
- Especially well suited for high temperature or corrosive environments
- Protects from dirt, dust, oil, and water
- For use with industrial control equipment in ordinary locations

STANDARDS

- UL 50 and UL 50E Types 1, 2, 3, 3R, 4, 4X, 6P, 12 and 13
- CSA C22.2 No. 94 Types 1, 2, 3, 3R, 4, 4X, 6P, 12 and 13
- Complies with
 - NEMA Types 1, 2, 3, 3R, 4, 4X, 6P, 12 and 13
 - IEC 60529 Type IP68 submersible up to 24 hours at a depth of 6 feet (1.8 meters)
 - RoHS directive
- For additional physical properties per industry test standards, please refer to the chart on page 140

CONSTRUCTION

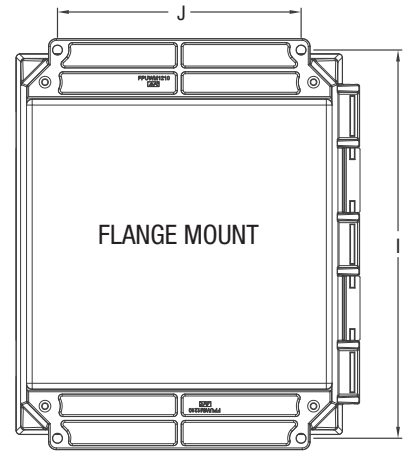
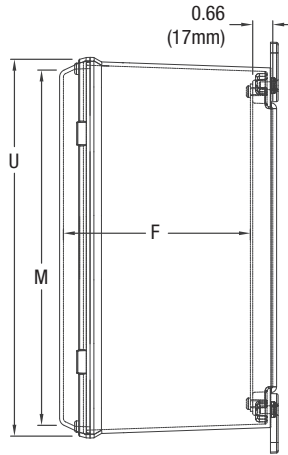
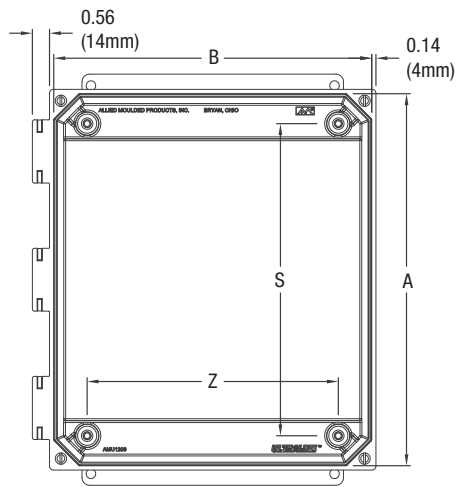
- Compression molded fiberglass reinforced polyester construction with flush, solid/opaque cover
- Allied Moulded ULTRAGUARD® fiberglass reinforced polyester material formulation - UV stabilized for outdoor use
- Light gray color (RAL 7035)
- 300 series stainless steel captive cover screws
- Gasket made of closed cell neoprene cord encased in a continuous tongue and groove channel
- Polycarbonate flanges (installed) and mounting feet (bagged) with four 300 series stainless steel screws
- #10-32 threaded brass inserts are installed for back panel mounting

ACCESSORIES

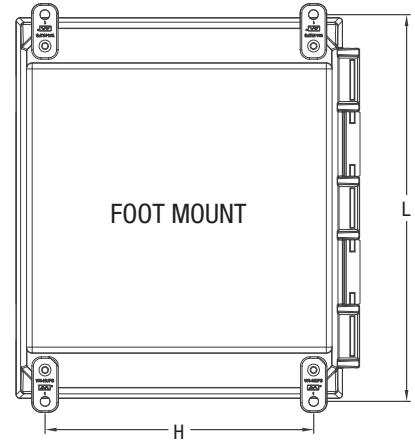
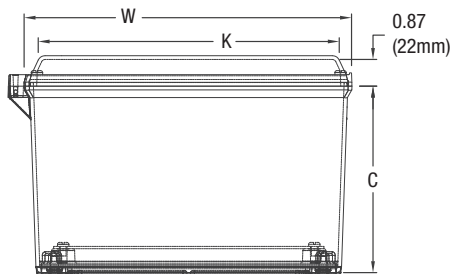
- Optional back panels and hinged front panels
- Optional thermal management products

MODIFICATIONS

- Custom holes and cutouts
- Custom size polycarbonate viewing windows
- Molded-in color matches
- EMI/RFI shielding
- Factory-supplied silk screening



Note: Cover Removed for Clarity



Part No.	Box Size			Usable Depth	Panel Boss Centers		Panel Sizes		Flange Mount Centers		Foot Mount Centers		Cover Size				Nom. Wall Thickness
	A	B	C	F	S	Z	Height	Width	J	I	H	L	K	M	W	U	
AMU664(F*)	6.05	6.27	4.13	4.11	4.25	4.25	4.81	4.81	4.00	6.88, 6.75	4.91	6.75	5.89	5.67	6.72	6.50	0.13
	154mm	159mm	105mm	104mm	108mm	108mm	122mm	122mm	102mm	175, 171mm	125mm	171mm	150mm	144mm	171mm	165mm	3mm
AMU864(F*)	8.05	6.27	4.13	4.11	6.25	4.25	6.75	4.88	4.00	8.88, 8.75	4.91	8.75	5.89	7.67	6.72	8.50	0.13
	204mm	159mm	105mm	104mm	154mm	108mm	122mm	122mm	102mm	175, 171mm	125mm	171mm	150mm	144mm	171mm	165mm	3mm
AMU1084(F*)	10.05	8.27	4.13	4.11	8.25	6.25	8.75	6.88	6.00	10.75	6.391	10.75	7.89	9.67	8.72	10.50	0.13
	255mm	210mm	105mm	104mm	210mm	159mm	222mm	175mm	152mm	273mm	176mm	273mm	200mm	246mm	221mm	267mm	3mm
AMU1206(F*)	12.05	10.27	6.13	6.11	10.25	8.25	10.75	8.88	8.00	12.75	8.82	12.70	9.89	11.67	10.72	12.50	0.13
	306mm	261mm	156mm	155mm	260mm	210mm	273mm	226mm	203mm	324mm	224mm	323mm	251mm	296mm	272mm	318mm	3mm
AMU1426(F*)	14.05	12.27	6.13	6.11	12.25	10.25	12.75	10.88	10.00	14.75, 14.62	10.82	14.70	11.89	13.67	12.72	14.50	0.13
	357mm	312mm	156mm	155mm	311mm	260mm	324mm	276mm	254mm	375, 371mm	275mm	373mm	302mm	347mm	323mm	368mm	3mm
AMU1648(F*)	16.05	14.27	8.13	8.11	14.25	12.25	14.75	12.88	12.00	16.75	11.47	16.91	13.89	15.67	14.72	16.50	0.14
	408mm	362mm	207mm	206mm	362mm	311mm	375mm	327mm	305mm	425mm	291mm	430mm	353mm	398mm	374mm	419mm	4mm
AMU1860(F*)	18.12	16.34	10.13	10.10	16.25	14.25	16.88	14.88	12.00	18.88, 18.76	13.72	19.16	16.14	17.92	16.97	18.75	0.19
	460mm	415mm	257mm	257mm	413mm	362mm	429mm	378mm	305mm	480, 477mm	348mm	487mm	410mm	455mm	431mm	476mm	5mm
AMU2060(F*)	19.87	16.09	10.13	10.10	17.81	13.81	18.44	14.44	10.00	21.25	13.16	20.53	15.89	19.67	16.72	20.50	0.19
	505mm	409mm	257mm	257mm	452mm	351mm	468mm	367mm	254mm	540mm	334mm	521mm	404mm	500mm	425mm	521mm	5mm

*Enclosure base part numbers come standard with 4 separately bagged feet (ex. AMU664)


Add "F" to the part number for factory installed flanges (ex. AMU664F)

"I" dimensions with multiple numbers indicate slotted holes

All dimensions are in inches unless otherwise noted

All sizes 6" x 6" x 4" up through 20" x 16" x 10" are rated 6P (IP68)





AMU Series JIC Size Junction Boxes: Lift-Off Screw Cover with Window

APPLICATION

- Designed to insulate and protect controls and components in both indoor and outdoor applications often found in oil refineries, waste water treatment equipment, and chemical plants
- Especially well suited for high temperature or corrosive environments
- Protects from dirt, dust, oil, and water
- For use with industrial control equipment in ordinary locations
- Clear/polycarbonate, viewing window used in applications where critical electronic equipment must be visible and protected from the elements

STANDARDS

- UL 50 and UL 50E Types 1, 2, 3, 3R, 4, 4X, 12 and 13
- CSA C22.2 No. 94 Types 1, 2, 3, 3R, 4, 4X, 12 and 13
- Complies with
 - NEMA Types 1, 2, 3, 3R, 4, 4X, 12 and 13
 - IEC 60529 Type IP66
 - RoHS directive
- For additional physical properties per industry test standards, please refer to the chart on page 140

CONSTRUCTION

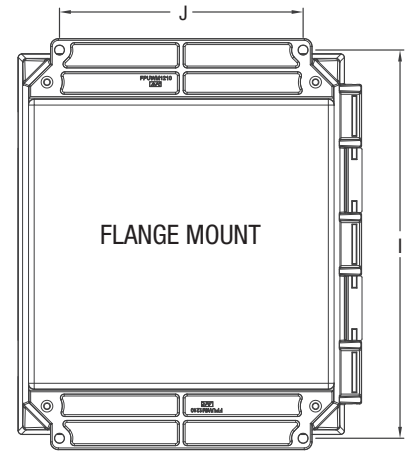
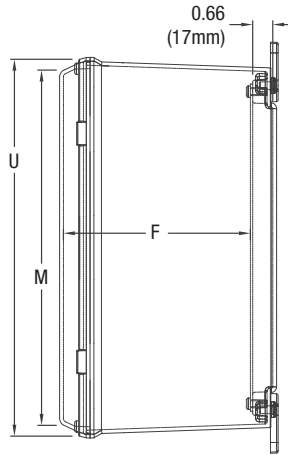
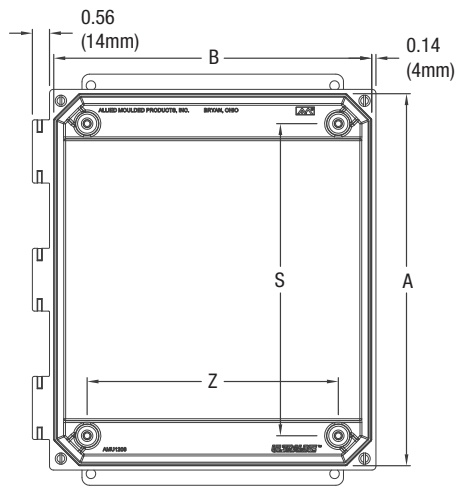
- Compression molded fiberglass reinforced polyester construction with flush, viewing window cover
- Allied Moulded ULTRAGUARD® fiberglass reinforced polyester material formulation - UV stabilized for outdoor use
- Light gray color (RAL 7035)
- Clear, polycarbonate viewing window
- 300 series stainless steel captive cover screws
- Gasket made of closed cell neoprene cord encased in a continuous tongue and groove channel
- Polycarbonate flanges (installed) or mounting feet (bagged) with four 300 series stainless steel screws
- #10-32 threaded brass inserts are installed for back panel mounting

ACCESSORIES

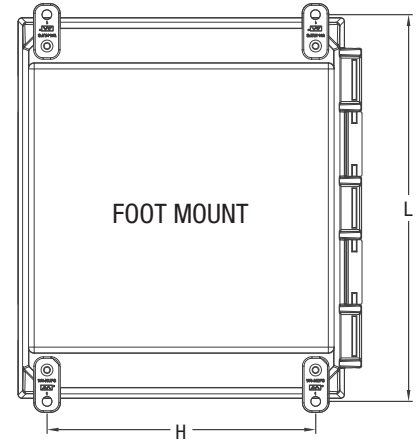
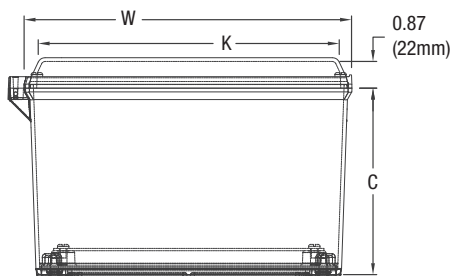
- Optional back panels and hinged front panels
- Optional thermal management products

MODIFICATIONS

- Custom holes and cutouts
- Molded-in color matches
- EMI/RFI shielding
- Factory-supplied silk screening



Note: Cover Removed for Clarity



Part No.	Box Size			Usable Depth	Panel Boss Centers		Panel Sizes		Flange Mount Centers		Foot Mount Centers		Cover Size				Nom. Wall Thickness	Window Dim. (H x W)
	A	B	C		S	Z	Height	Width	J	I	H	L	K	M	W	U		
AMU664W(F*)	6.05	6.27	4.13	4.11	4.25	4.25	4.81	4.81	4.00	6.88, 6.75	4.91	6.75	5.89	5.67	6.72	6.50	0.13	3.50 x 3.50
	154mm	159mm	105mm	104mm	108mm	108mm	122mm	122mm	102mm	175, 171mm	125mm	171mm	150mm	144mm	171mm	165mm	3mm	90mm x 90mm
AMU864W(F*)	8.05	6.27	4.13	4.11	6.25	4.25	6.75	4.88	4.00	8.88, 8.75	4.91	8.75	5.89	7.67	6.72	8.50	0.13	5.25 x 4.00
	204mm	159mm	105mm	104mm	154mm	108mm	122mm	122mm	102mm	175, 171mm	125mm	171mm	150mm	144mm	171mm	165mm	3mm	133mm x 102mm
AMU1084W(F*)	10.05	8.27	4.13	4.11	8.25	6.25	8.75	6.88	6.00	10.75	6.391	10.75	7.89	9.67	8.72	10.50	0.13	6.25 x 4.25
	255mm	210mm	105mm	104mm	210mm	159mm	222mm	175mm	152mm	273mm	176mm	273mm	200mm	246mm	221mm	267mm	3mm	159mm x 108mm
AMU1206W(F*)	12.05	10.27	6.13	6.11	10.25	8.25	10.75	8.88	8.00	12.75	8.82	12.70	9.89	11.67	10.72	12.50	0.13	8.38 x 6.50
	306mm	261mm	156mm	155mm	260mm	210mm	273mm	226mm	203mm	324mm	224mm	323mm	251mm	296mm	272mm	318mm	3mm	213mm x 165mm
AMU1426W(F*)	14.05	12.27	6.13	6.11	12.25	10.25	12.75	10.88	10.00	14.75, 14.62	10.82	14.70	11.89	13.67	12.72	14.50	0.13	10.38 x 8.50
	357mm	312mm	156mm	155mm	311mm	260mm	324mm	276mm	254mm	375, 371mm	275mm	373mm	302mm	347mm	323mm	368mm	3mm	264mm x 216mm
AMU1648W(F*)	16.05	14.27	8.13	8.11	14.25	12.25	14.75	12.88	12.00	16.75	11.47	16.91	13.89	15.67	14.72	16.50	0.14	12.38 x 10.50
	408mm	362mm	207mm	206mm	362mm	311mm	375mm	327mm	305mm	425mm	291mm	430mm	353mm	398mm	374mm	419mm	4mm	314mm x 279mm
AMU1860W(F*)	18.12	16.34	10.13	10.10	16.25	14.25	16.88	14.88	12.00	18.88, 18.76	13.72	19.16	16.14	17.92	16.97	18.75	0.19	13.00 x 11.00
	460mm	415mm	257mm	257mm	413mm	362mm	429mm	378mm	305mm	480, 477mm	348mm	487mm	410mm	455mm	431mm	476mm	5mm	330mm x 279mm
AMU2060W(F*)	19.87	16.09	10.13	10.10	17.81	13.81	18.44	14.44	10.00	21.25	13.16	20.53	15.89	19.67	16.72	20.50	0.19	14.00 x 12.00
	505mm	409mm	257mm	257mm	452mm	351mm	468mm	367mm	254mm	540mm	334mm	521mm	404mm	500mm	425mm	521mm	5mm	356mm x 305mm

*Enclosure base part numbers come standard with 4 separately bagged feet (ex. AMU664W)

Add "F" to the part number for factory installed flanges (ex. AMU664WF)


"I" dimensions with multiple numbers indicate slotted holes

All dimensions are in inches unless otherwise noted



Order Today! Phone: 1-800-722-2679 Fax: 1-800-237-7269 Email: sales@alliedmoulded.com

Courtesy of Steven Engineering, Inc. - (800) 258-9200 - sales@steveneng.com - www.stevenengineering.com



AMU Series JIC Size Junction Boxes: Lift-Off Screw Cover - Clear Polycarbonate

APPLICATION

- Designed to insulate and protect controls and components in both indoor and outdoor applications often found in oil refineries, waste water treatment equipment, and chemical plants
- Especially well suited for high temperature or corrosive environments
- Protects from dirt, dust, oil, and water
- For use with industrial control equipment in ordinary locations
- Clear/polycarbonate, instrumentation cover used in applications where critical electronic equipment
- must be visible and protected from the elements

STANDARDS

- UL 50 and UL 50E Types 1, 2, 3, 3R, 4, 4X, 6P, 12 and 13
- CSA C22.2 No. 94 Types 1, 2, 3, 3R, 4, 4X, 6P, 12 and 13
- Complies with
 - NEMA Types 1, 2, 3, 3R, 4, 4X, 6P, 12 and 13
 - IEC 60529 Type IP68 submersible up to 24 hours at a depth of 6 feet (1.8 meters)
 - RoHS directive
- For additional physical properties per industry test standards, please refer to the chart on page 140

CONSTRUCTION

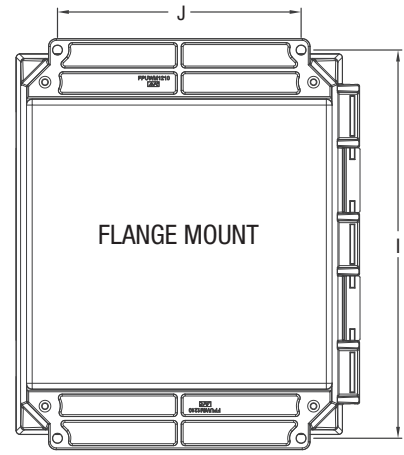
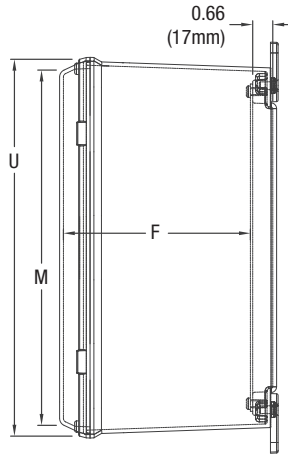
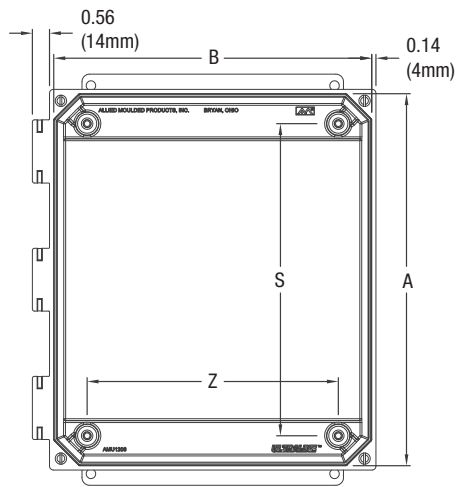
- Compression molded fiberglass reinforced polyester construction with flush, clear polycarbonate cover
- Allied Moulded ULTRAGUARD® fiberglass reinforced polyester material formulation - UV stabilized for outdoor use
- Light gray color (RAL 7035)
- Clear, polycarbonate instrumentation cover
- 300 series stainless steel captive cover screws
- Gasket made of closed cell neoprene cord encased in a continuous tongue and groove channel
- Polycarbonate flanges (installed) or mounting feet (bagged) with four 300 series stainless steel screws
- #10-32 threaded brass inserts are installed for back panel mounting

ACCESSORIES

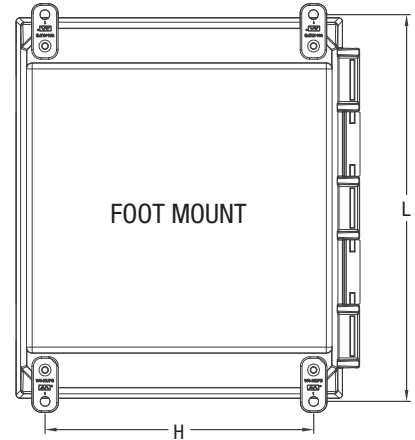
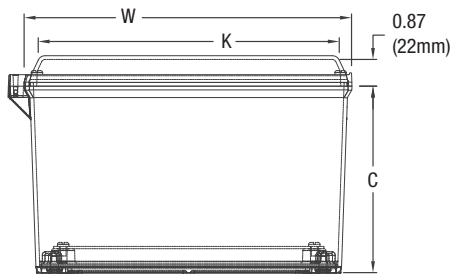
- Optional back panels and hinged front panels
- Optional thermal management products

MODIFICATIONS

- Custom holes and cutouts
- Molded-in color matches
- EMI/RFI shielding
- Factory-supplied silk screening



Note: Cover Removed for Clarity



Part No.	Box Size			Usable Depth	Panel Boss Centers		Panel Sizes		Flange Mount Centers		Foot Mount Centers		Cover Size				Nom. Wall Thickness
	A	B	C		F	S	Height	Width	J	I	H	L	K	M	W	U	
AMU664CC(F*)	6.05 154mm	6.27 159mm	4.13 105mm	4.11 104mm	4.25 108mm	4.25 108mm	4.81 122mm	4.81 122mm	4.00 102mm	6.88, 6.75 175, 171mm	4.91 125mm	6.75 171mm	5.89 150mm	5.67 144mm	6.72 171mm	6.50 165mm	0.13 3mm
AMU864CC(F*)	8.05 204mm	6.27 159mm	4.13 105mm	4.11 104mm	6.25 159mm	4.25 108mm	6.75 171mm	4.88 124mm	4.00 102mm	8.88, 8.75 226, 222mm	4.91 125mm	8.75 222mm	5.89 150mm	7.67 195mm	6.72 171mm	8.50 216mm	0.13 3mm
AMU1084CC(F*)	10.05 255mm	8.27 210mm	4.13 105mm	4.11 104mm	8.25 210mm	6.25 159mm	8.75 222mm	6.88 175mm	6.00 152mm	10.75 273mm	6.91 176mm	10.75 273mm	7.89 200mm	9.67 246mm	8.72 221mm	10.50 267mm	0.13 3mm
AMU1206CC(F*)	12.05 306mm	10.27 261mm	6.13 156mm	6.11 155mm	10.25 260mm	8.25 210mm	10.75 273mm	8.88 226mm	8.00 203mm	12.75 324mm	8.82 224mm	12.70 323mm	9.89 251mm	11.67 296mm	10.72 272mm	12.50 318mm	0.13 3mm
AMU1426CC(F*)	14.05 357mm	12.27 312mm	6.13 156mm	6.11 155mm	12.25 311mm	10.25 260mm	12.75 324mm	10.88 276mm	10.00 254mm	14.75, 14.62 375, 371mm	10.82 275mm	14.70 373mm	11.89 302mm	13.67 347mm	12.72 323mm	14.50 368mm	0.13 3mm
AMU1648CC(F*)	16.05 408mm	14.27 362mm	8.13 207mm	8.11 206mm	14.25 362mm	12.25 311mm	14.75 375mm	12.88 327mm	12.00 305mm	16.75 425mm	11.47 291mm	16.91 430mm	13.89 353mm	15.67 398mm	14.72 374mm	16.50 419mm	0.14 4mm

*Enclosure base part numbers come standard with 4 separately bagged feet (ex. AMU664CC)


Add "F" to the part number for factory installed flanges (ex. AMU664CCF)

"I" dimensions with multiple numbers indicate slotted holes

All dimensions are in inches unless otherwise noted

All sizes 6" x 6" x 4" up through 16" x 14" x 8" are rated 6P (IP68)





AMU Series JIC Size Junction Boxes: Hinged Screw Cover - Solid/Opaque

APPLICATION

- Designed to insulate and protect controls and components in both indoor and outdoor applications often found in oil refineries, waste water treatment equipment, and chemical plants
- Especially well suited for high temperature or corrosive environments
- Protects from dirt, dust, oil, and water
- For use with industrial control equipment in ordinary locations

STANDARDS

- UL 50 and UL 50E Types 1, 2, 3, 3R, 4, 4X, 12 and 13
- CSA C22.2 No. 94 Types 1, 2, 3, 3R, 4, 4X, 12 and 13
- Complies with
 - NEMA Types 1, 2, 3, 3R, 4, 4X, 12 and 13
 - IEC 60529 Type IP66
 - RoHS directive
- For additional physical properties per industry test standards, please refer to the chart on page 140

CONSTRUCTION

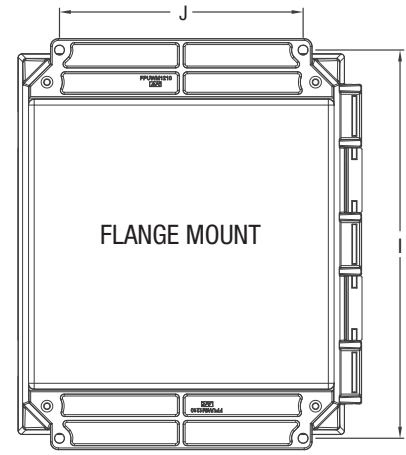
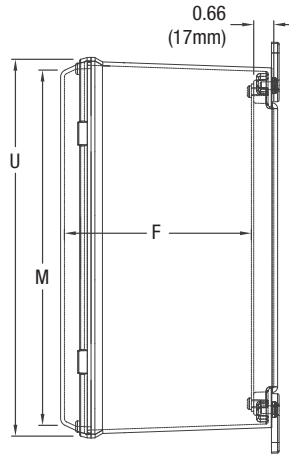
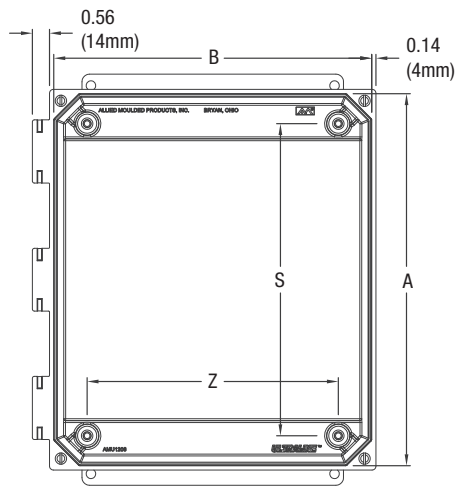
- Compression molded fiberglass reinforced polyester construction with flush, solid/opaque cover
- Allied Moulded ULTRAGUARD® fiberglass reinforced polyester material formulation - UV stabilized for outdoor use
- Light gray color (RAL 7035)
- 300 series stainless steel captive cover screws, and hinge pin
- Partially molded hinge
- Gasket made of closed cell neoprene cord encased in a continuous tongue and groove channel
- Polycarbonate flanges (installed) or mounting feet (bagged) with four 300 series stainless steel screws
- #10-32 threaded brass inserts are installed for back panel mounting

ACCESSORIES

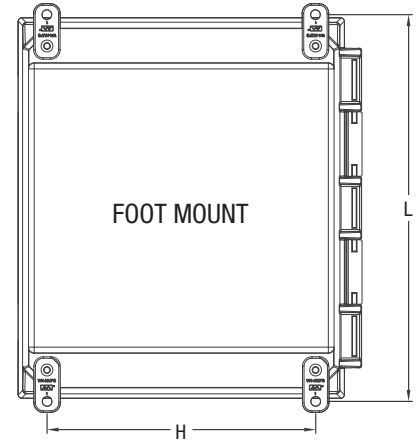
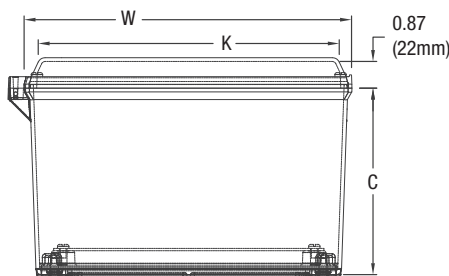
- Optional back panels and hinged front panels
- Optional thermal management products

MODIFICATIONS

- Custom holes and cutouts
- Custom size polycarbonate viewing windows
- Molded-in color matches
- EMI/RFI shielding
- Factory-supplied silk screening



Note: Cover Removed for Clarity



Part No.	Box Size			Usable Depth	Panel Boss Centers		Panel Sizes		Flange Mount Centers		Foot Mount Centers		Cover Size				Nom. Wall Thickness
	A	B	C		F	S	Z	Height	Width	J	I	H	L	K	M	W	
AMU664H(F*)	6.05	6.27	4.13	4.11	4.25	4.25	4.81	4.81	4.00	6.88, 6.75	4.91	6.75	5.89	5.67	6.72	6.50	0.13
	154mm	159mm	105mm	104mm	108mm	108mm	122mm	122mm	102mm	175, 171mm	125mm	171mm	150mm	144mm	171mm	165mm	3mm
AMU864H(F*)	8.05	6.27	4.13	4.11	6.25	4.25	6.75	4.88	4.00	8.88, 8.75	4.91	8.75	5.89	7.67	6.72	8.50	0.13
	204mm	159mm	105mm	104mm	154mm	108mm	122mm	122mm	102mm	175, 171mm	125mm	171mm	150mm	144mm	171mm	165mm	3mm
AMU1084H(F*)	10.05	8.27	4.13	4.11	8.25	6.25	8.75	6.88	6.00	10.75	6.391	10.75	7.89	9.67	8.72	10.50	0.13
	255mm	210mm	105mm	104mm	210mm	159mm	222mm	175mm	152mm	273mm	176mm	273mm	200mm	246mm	221mm	267mm	3mm
AMU1206H(F*)	12.05	10.27	6.13	6.11	10.25	8.25	10.75	8.88	8.00	12.75	8.82	12.70	9.89	11.67	10.72	12.50	0.13
	306mm	261mm	156mm	155mm	260mm	210mm	273mm	226mm	203mm	324mm	224mm	323mm	251mm	296mm	272mm	318mm	3mm
AMU1426H(F*)	14.05	12.27	6.13	6.11	12.25	10.25	12.75	10.88	10.00	14.75, 14.62	10.82	14.70	11.89	13.67	12.72	14.50	0.13
	357mm	312mm	156mm	155mm	311mm	260mm	324mm	276mm	254mm	375, 371mm	275mm	373mm	302mm	347mm	323mm	368mm	3mm
AMU1648H(F*)	16.05	14.27	8.13	8.11	14.25	12.25	14.75	12.88	12.00	16.75	11.47	16.91	13.89	15.67	14.72	16.50	0.14
	408mm	362mm	207mm	206mm	362mm	311mm	375mm	327mm	305mm	425mm	291mm	430mm	353mm	398mm	374mm	419mm	4mm
AMU1860H(F*)	18.12	16.34	10.13	10.10	16.25	14.25	16.88	14.88	12.00	18.88, 18.76	13.72	19.16	16.14	17.92	16.97	18.75	0.19
	460mm	415mm	257mm	257mm	413mm	362mm	429mm	378mm	305mm	480, 477mm	348mm	487mm	410mm	455mm	431mm	476mm	5mm
AMU2060H(F*)	19.87	16.09	10.13	10.10	17.81	13.81	18.44	14.44	10.00	21.25	13.16	20.53	15.89	19.67	16.72	20.50	0.19
	505mm	409mm	257mm	257mm	452mm	351mm	468mm	367mm	254mm	540mm	334mm	521mm	404mm	500mm	425mm	521mm	5mm

*Enclosure base part numbers come standard with 4 separately bagged feet (ex. AMU664H)

Add "F" to the part number for factory installed flanges (ex. AMU664HF)


"I" dimensions with multiple numbers indicate slotted holes

All dimensions are in inches unless otherwise noted



Order Today! Phone: 1-800-722-2679 Fax: 1-800-237-7269 Email: sales@alliedmoulded.com

Courtesy of Steven Engineering, Inc. - (800) 258-9200 - sales@steveneng.com - www.stevenengineering.com



AMU Series JIC Size Junction Boxes: Hinged Screw Cover with Window

APPLICATION

- Designed to insulate and protect controls and components in both indoor and outdoor applications often found in oil refineries, waste water treatment equipment, and chemical plants
- Especially well suited for high temperature or corrosive environments
- Protects from dirt, dust, oil, and water
- For use with industrial control equipment in ordinary locations
- Clear/polycarbonate, viewing window used in applications where critical electronic equipment must be visible and protected from the elements

STANDARDS

- UL 50 and UL 50E Types 1, 2, 3, 3R, 4, 4X, 12 and 13
- CSA C22.2 No. 94 Types 1, 2, 3, 3R, 4, 4X, 12 and 13
- Complies with
 - NEMA Types 1, 2, 3, 3R, 4, 4X, 12 and 13
 - IEC 60529 Type IP66
 - RoHS directive
- For additional physical properties per industry test standards, please refer to the chart on page 140

CONSTRUCTION

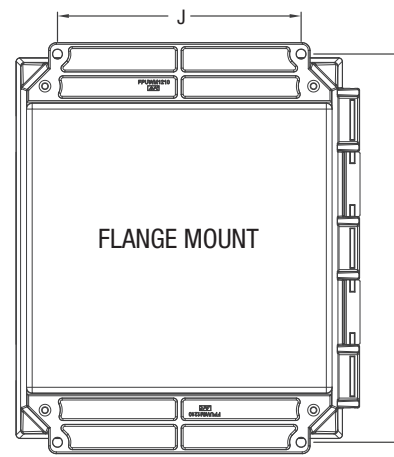
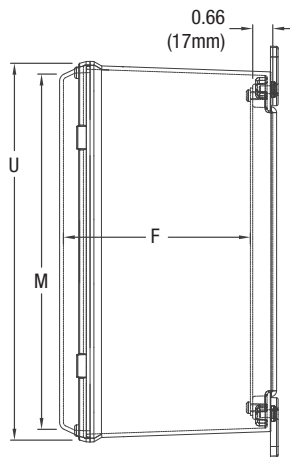
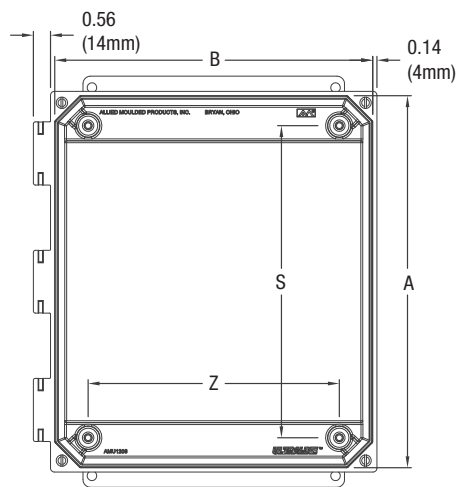
- Compression molded fiberglass reinforced polyester construction with flush, viewing window cover
- Allied Moulded ULTRAGUARD® fiberglass reinforced polyester material formulation - UV stabilized for outdoor use
- Light gray color (RAL 7035)
- Clear, polycarbonate viewing window cover
- 300 series stainless steel captive cover screws and hinge pin
- Partially molded hinge
- Gasket made of closed cell neoprene cord encased in a continuous tongue and groove channel
- Polycarbonate flanges (installed) or mounting feet (bagged) with four 300 series stainless steel screws
- #10-32 threaded brass inserts are installed for back panel mounting

ACCESSORIES

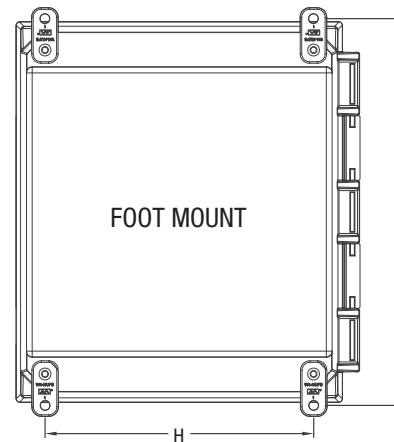
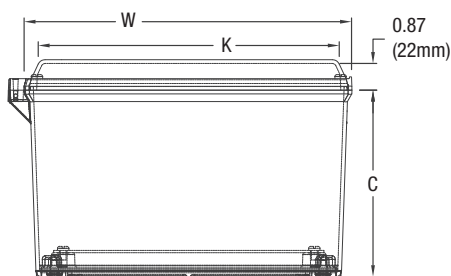
- Optional back panels and hinged front panels
- Optional thermal management products

MODIFICATIONS

- Custom holes and cutouts
- Molded-in color matches
- EMI/RFI shielding
- Factory-supplied silk screening



Note: Cover Removed for Clarity



Part No.	Box Size			Usable Depth	Panel Boss Centers		Panel Sizes		Flange Mount Centers		Foot Mount Centers		Cover Size				Nom. Wall Thickness	Window Dim. (H x W)
	A	B	C		S	Z	Height	Width	J	I	H	L	K	M	W	U		
AMU664HW(F*)	6.05	6.27	4.13	4.11	4.25	4.25	4.81	4.81	4.00	6.88, 6.75	4.91	6.75	5.89	5.67	6.72	6.50	0.13	3.50 x 3.50
	154mm	159mm	105mm	104mm	108mm	108mm	122mm	122mm	102mm	175, 171mm	125mm	171mm	150mm	144mm	171mm	165mm	3mm	90mm x 90mm
AMU864HW(F*)	8.05	6.27	4.13	4.11	6.25	4.25	6.75	4.88	4.00	8.88, 8.75	4.91	8.75	5.89	7.67	6.72	8.50	0.13	5.25 x 4.00
	204mm	159mm	105mm	104mm	154mm	108mm	122mm	122mm	102mm	175, 171mm	125mm	171mm	150mm	144mm	171mm	165mm	3mm	133mm x 102mm
AMU1084HW(F*)	10.05	8.27	4.13	4.11	8.25	6.25	8.75	6.88	6.00	10.75	6.391	10.75	7.89	9.67	8.72	10.50	0.13	6.25 x 4.25
	255mm	210mm	105mm	104mm	210mm	159mm	222mm	175mm	152mm	273mm	176mm	273mm	200mm	246mm	221mm	267mm	3mm	159mm x 108mm
AMU1206HW(F*)	12.05	10.27	6.13	6.11	10.25	8.25	10.75	8.88	8.00	12.75	8.82	12.70	9.89	11.67	10.72	12.50	0.13	8.38 x 6.50
	306mm	261mm	156mm	155mm	260mm	210mm	273mm	226mm	203mm	324mm	224mm	323mm	251mm	296mm	272mm	318mm	3mm	213mm x 165mm
AMU1426HW(F*)	14.05	12.27	6.13	6.11	12.25	10.25	12.75	10.88	10.00	14.75, 14.62	10.82	14.70	11.89	13.67	12.72	14.50	0.13	10.38 x 8.50
	357mm	312mm	156mm	155mm	311mm	260mm	324mm	276mm	254mm	375, 371mm	275mm	373mm	302mm	347mm	323mm	368mm	3mm	264mm x 216mm
AMU1648HW(F*)	16.05	14.27	8.13	8.11	14.25	12.25	14.75	12.88	12.00	16.75	11.47	16.91	13.89	15.67	14.72	16.50	0.14	12.38 x 10.50
	408mm	362mm	207mm	206mm	362mm	311mm	375mm	327mm	305mm	425mm	291mm	430mm	353mm	398mm	374mm	419mm	4mm	314mm x 279mm
AMU1860HW(F*)	18.12	16.34	10.13	10.10	16.25	14.25	16.88	14.88	12.00	18.88, 18.76	13.72	19.16	16.14	17.92	16.97	18.75	0.19	13.00 x 11.00
	460mm	415mm	257mm	257mm	413mm	362mm	429mm	378mm	305mm	480, 477mm	348mm	487mm	410mm	455mm	431mm	476mm	5mm	330mm x 279mm
AMU2060HW(F*)	19.87	16.09	10.13	10.10	17.81	13.81	18.44	14.44	10.00	21.25	13.16	20.53	15.89	19.67	16.72	20.50	0.19	14.00 x 12.00
	505mm	409mm	257mm	257mm	452mm	351mm	468mm	367mm	254mm	540mm	334mm	521mm	404mm	500mm	425mm	521mm	5mm	356mm x 305mm


*Enclosure base part numbers come standard with 4 separately bagged feet (ex. AMU664HW)

Add "F" to the part number for factory installed flanges (ex. AMU664HWF)

"I" dimensions with multiple numbers indicate slotted holes

All dimensions are in inches unless otherwise noted





AMU Series JIC Size Junction Boxes: Hinged Screw Cover - Clear Polycarbonate

APPLICATION

- Designed to insulate and protect controls and components in both indoor and outdoor applications often found in oil refineries, waste water treatment equipment, and chemical plants
- Especially well suited for high temperature or corrosive environments
- Protects from dirt, dust, oil, and water
- For use with industrial control equipment in ordinary locations
- Clear/polycarbonate, instrumentation cover used in applications where critical electronic equipment must be visible and protected from the elements

STANDARDS

- UL 50 and UL 50E Types 1, 2, 3, 3R, 4, 4X, 12 and 13
- CSA C22.2 No. 94 Types 1, 2, 3, 3R, 4, 4X, 12 and 13
- Complies with
 - NEMA Types 1, 2, 3, 3R, 4, 4X, 12 and 13
 - IEC 60529 Type IP66
 - RoHS directive
- For additional physical properties per industry test standards, please refer to the chart on page 140

CONSTRUCTION

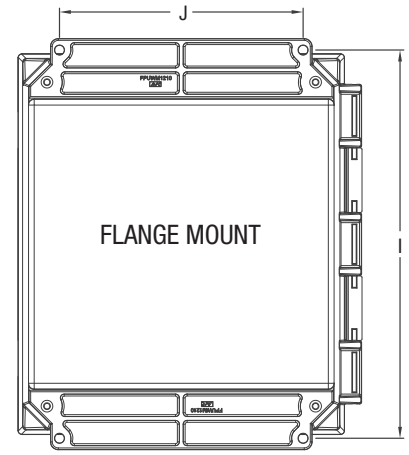
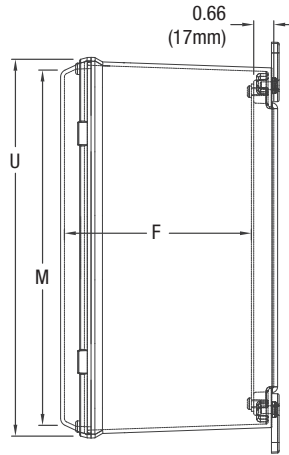
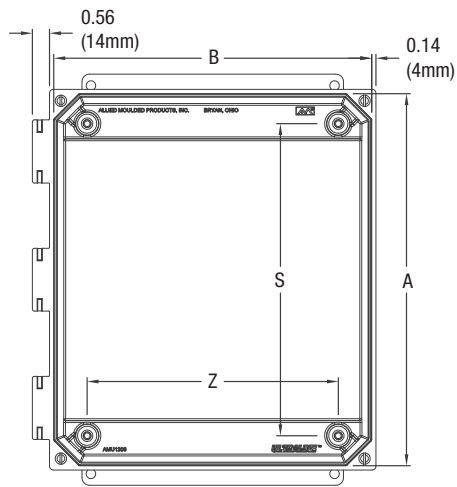
- Compression molded fiberglass reinforced polyester construction with flush, clear polycarbonate cover
- Allied Moulded ULTRAGUARD® fiberglass reinforced polyester material formulation - UV stabilized for outdoor use
- Light gray color (RAL 7035)
- Clear, polycarbonate instrumentation cover
- 300 series stainless steel captive cover screws and hinge pin
- Partially molded hinge
- Gasket made of closed cell neoprene cord encased in a continuous tongue and groove channel
- Polycarbonate flanges (installed) or mounting feet (bagged) with four 300 series stainless steel screws
- #10-32 threaded brass inserts are installed for back panel mounting

ACCESSORIES

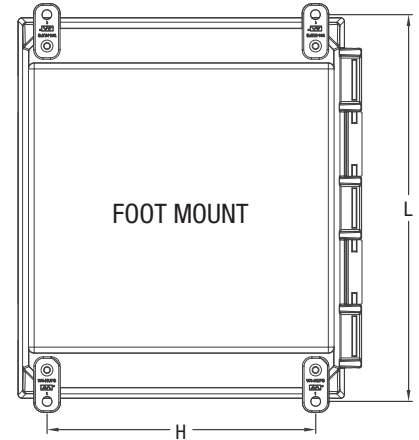
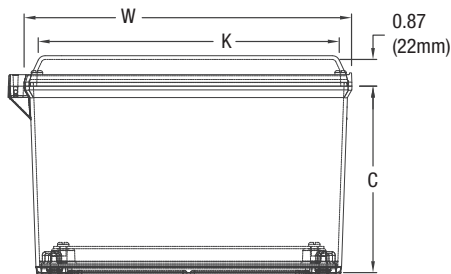
- Optional back panels and hinged front panels
- Optional thermal management products

MODIFICATIONS

- Custom holes and cutouts
- Molded-in color matches
- EMI/RFI shielding
- Factory-supplied silk screening



Note: Cover Removed for Clarity



Part No.	Box Size			Usable Depth	Panel Boss Centers		Panel Sizes		Flange Mount Centers		Foot Mount Centers		Cover Size				Nom. Wall Thickness
	A	B	C		S	Z	Height	Width	J	I	H	L	K	M	W	U	
AMU664CCH(F*)	6.05 154mm	6.27 159mm	4.13 105mm	4.11 104mm	4.25 108mm	4.25 108mm	4.81 122mm	4.81 122mm	4.00 102mm	6.88, 6.75 175, 171mm	4.91 125mm	6.75 171mm	5.89 150mm	5.67 144mm	6.72 171mm	6.50 165mm	0.13 3mm
AMU864CCH(F*)	8.05 204mm	6.27 159mm	4.13 105mm	4.11 104mm	6.25 159mm	4.25 108mm	6.75 171mm	4.88 124mm	4.00 102mm	8.88, 8.75 226, 222mm	4.91 125mm	8.75 222mm	5.89 150mm	7.67 195mm	6.72 171mm	8.50 216mm	0.13 3mm
AMU1084CCH(F*)	10.05 255mm	8.27 210mm	4.13 105mm	4.11 104mm	8.25 210mm	6.25 159mm	8.75 222mm	6.88 175mm	6.00 152mm	10.75 273mm	6.91 176mm	10.75 273mm	7.89 200mm	9.67 246mm	8.72 221mm	10.50 267mm	0.13 3mm
AMU1206CCH(F*)	12.05 306mm	10.27 261mm	6.13 156mm	6.11 155mm	10.25 260mm	8.25 210mm	10.75 273mm	8.88 226mm	8.00 203mm	12.75 324mm	8.82 224mm	12.70 323mm	9.89 251mm	11.67 296mm	10.72 272mm	12.50 318mm	0.13 3mm
AMU1426CCH(F*)	14.05 357mm	12.27 312mm	6.13 156mm	6.11 155mm	12.25 311mm	10.25 260mm	12.75 324mm	10.88 276mm	10.00 254mm	14.75, 14.62 375, 371mm	10.82 275mm	14.70 373mm	11.89 302mm	13.67 347mm	12.72 323mm	14.50 368mm	0.13 3mm
AMU1648CCH(F*)	16.05 408mm	14.27 362mm	8.13 207mm	8.11 206mm	14.25 362mm	12.25 311mm	14.75 375mm	12.88 327mm	12.00 305mm	16.75 425mm	11.47 291mm	16.91 430mm	13.89 353mm	15.67 398mm	14.72 374mm	16.50 419mm	0.14 4mm


*Enclosure base part numbers come standard with 4 separately bagged feet (ex. AMU664CCH)

Add "F" to the part number for factory installed flanges (ex. AMU664CCHF)

"I" dimensions with multiple numbers indicate slotted holes

All dimensions are in inches unless otherwise noted





AMU Series JIC Size Junction Boxes: Metal Snap Latch Hinged Cover - Solid/Opaque

APPLICATION

- Designed to insulate and protect controls and components in both indoor and outdoor applications often found in oil refineries, waste water treatment equipment, and chemical plants
- Especially well suited for high temperature or corrosive environments
- Protects from dirt, dust, oil, and water
- For use with industrial control equipment in ordinary locations

STANDARDS

- UL 50 and UL 50E Types 1, 2, 3, 3R, 4, 4X, 12 and 13
- CSA C22.2 No. 94 Types 1, 2, 3, 3R, 4, 4X, 12 and 13
- Complies with
 - NEMA Types 1, 2, 3, 3R, 4, 4X, 12 and 13
 - IEC 60529 Type IP66
 - RoHS directive
- For additional physical properties per industry test standards, please refer to the chart on page 140

CONSTRUCTION

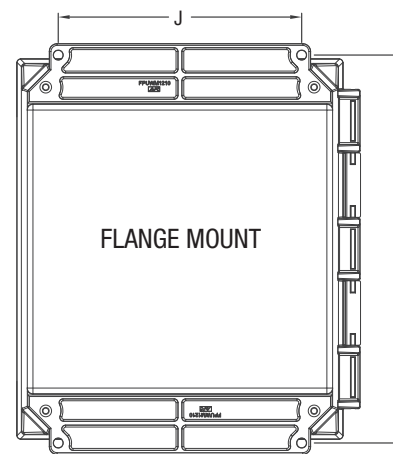
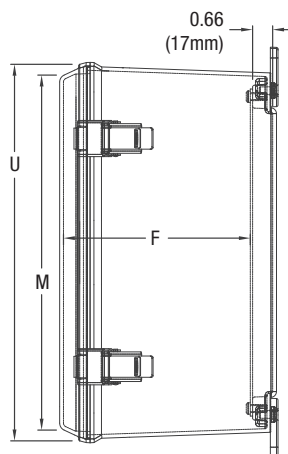
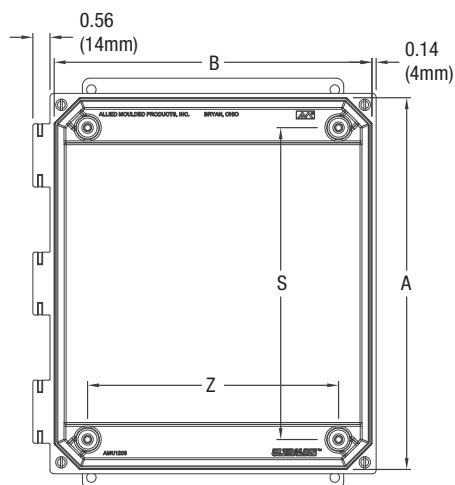
- Compression molded fiberglass reinforced polyester construction with flush, solid/opaque cover
- Allied Moulded ULTRAGUARD® fiberglass reinforced polyester material formulation - UV stabilized for outdoor use
- Light gray color (RAL 7035)
- 300 series stainless steel lockable latches, and hinge pin
- Partially molded hinge and molded latch keeper
- Gasket made of closed cell neoprene cord encased in a continuous tongue and groove channel
- Polycarbonate flanges (installed) or mounting feet (bagged) with four 300 series stainless steel screws
- #10-32 threaded brass inserts are installed for back panel mounting

ACCESSORIES

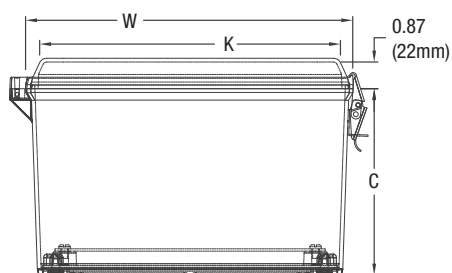
- Optional back panels and hinged front panels
- Optional thermal management products

MODIFICATIONS

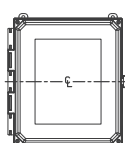
- Custom holes and cutouts
- Custom size polycarbonate viewing windows
- Molded-in color matches
- EMI/RFI shielding
- Factory-supplied silk screening



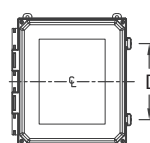
Note: Cover Removed for Clarity



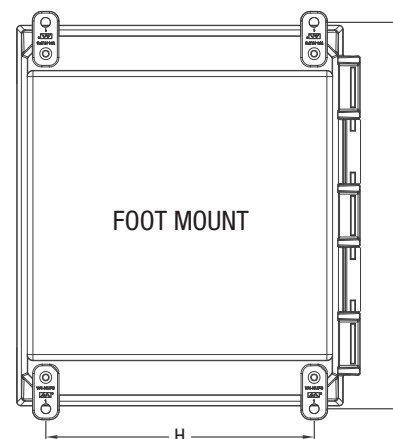
LATCH LOCATIONS



FOR USE ON
6x6x4
8x6x4
10x6x4



FOR USE ON
12x10x6 D=7.50 (191mm)
14x12x6 D=8.00 (203mm)
16x14x8 D=9.00 (229mm)
18x16x10 D=14.56 (370mm)
20x16x10 D=16.81 (427mm)



Part No.	Box Size			Usable Depth	Panel Boss Centers		Panel Sizes		Flange Mount Centers		Foot Mount Centers		Cover Size				Nom. Wall Thick-ness
	A	B	C		F	S	Z	Height	Width	J	I	H	L	K	M	W	
AMU664L(F*)	6.05	6.27	4.13	4.11	4.25	4.25	4.81	4.81	4.00	6.88, 6.75	4.91	6.75	5.89	5.67	6.72	6.50	0.13
	154mm	159mm	105mm	104mm	108mm	108mm	122mm	122mm	102mm	175, 171mm	125mm	171mm	150mm	144mm	171mm	165mm	3mm
AMU864L(F*)	8.05	6.27	4.13	4.11	6.25	4.25	6.75	4.88	4.00	8.88, 8.75	4.91	8.75	5.89	7.67	6.72	8.50	0.13
	204mm	159mm	105mm	104mm	154mm	108mm	122mm	122mm	102mm	175, 171mm	125mm	171mm	150mm	144mm	171mm	165mm	3mm
AMU1084L(F*)	10.05	8.27	4.13	4.11	8.25	6.25	8.75	6.88	6.00	10.75	6.391	10.75	7.89	9.67	8.72	10.50	0.13
	255mm	210mm	105mm	104mm	210mm	159mm	222mm	175mm	152mm	273mm	176mm	273mm	200mm	246mm	221mm	267mm	3mm
AMU1206L(F*)	12.05	10.27	6.13	6.11	10.25	8.25	10.75	8.88	8.00	12.75	8.82	12.70	9.89	11.67	10.72	12.50	0.13
	306mm	261mm	156mm	155mm	260mm	210mm	273mm	226mm	203mm	324mm	224mm	323mm	251mm	296mm	272mm	318mm	3mm
AMU1426L(F*)	14.05	12.27	6.13	6.11	12.25	10.25	12.75	10.88	10.00	14.75, 14.62	10.82	14.70	11.89	13.67	12.72	14.50	0.13
	357mm	312mm	156mm	155mm	311mm	260mm	324mm	276mm	254mm	375, 371mm	275mm	373mm	302mm	347mm	323mm	368mm	3mm
AMU1648L(F*)	16.05	14.27	8.13	8.11	14.25	12.25	14.75	12.88	12.00	16.75	11.47	16.91	13.89	15.67	14.72	16.50	0.14
	408mm	362mm	207mm	206mm	362mm	311mm	375mm	327mm	305mm	425mm	291mm	430mm	353mm	398mm	374mm	419mm	4mm
AMU1860L(F*)	18.12	16.34	10.13	10.10	16.25	14.25	16.88	14.88	12.00	18.88, 18.76	13.72	19.16	16.14	17.92	16.97	18.75	0.19
	460mm	415mm	257mm	257mm	413mm	362mm	429mm	378mm	305mm	480, 477mm	348mm	487mm	410mm	455mm	431mm	476mm	5mm
AMU2060L(F*)	19.87	16.09	10.13	10.10	17.81	13.81	18.44	14.44	10.00	21.25	13.16	20.53	15.89	19.67	16.72	20.50	0.19
	505mm	409mm	257mm	257mm	452mm	351mm	468mm	367mm	254mm	540mm	334mm	521mm	404mm	500mm	425mm	521mm	5mm


*Enclosure base part numbers come standard with 4 separately bagged feet (ex. AMU664L)

Add "F" to the part number for factory installed flanges (ex. AMU664LF)

"I" dimensions with multiple numbers indicate slotted holes

All dimensions are in inches unless otherwise noted





AMU Series JIC Size Junction Boxes: Metal Snap Latch Hinged Cover with Window

APPLICATION

- Designed to insulate and protect controls and components in both indoor and outdoor applications often found in oil refineries, waste water treatment equipment, and chemical plants
- Especially well suited for high temperature or corrosive environments
- Protects from dirt, dust, oil, and water
- For use with industrial control equipment in ordinary locations
- Clear/polycarbonate, viewing window used in applications where critical electronic equipment must be visible and protected from the elements

STANDARDS

- UL 50 and UL 50E Types 1, 2, 3, 3R, 4, 4X, 12 and 13
- CSA C22.2 No. 94 Types 1, 2, 3, 3R, 4, 4X, 12 and 13
- Complies with
 - NEMA Types 1, 2, 3, 3R, 4, 4X, 12 and 13
 - IEC 60529 Type IP66
 - RoHS directive
- For additional physical properties per industry test standards, please refer to the chart on page 140

CONSTRUCTION

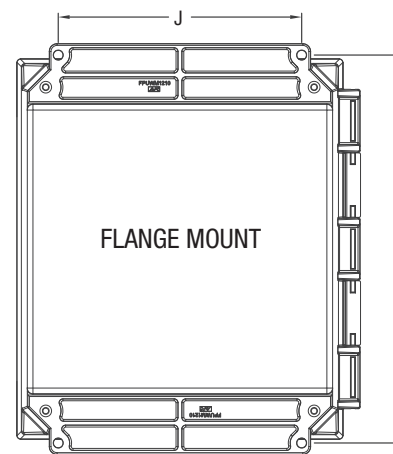
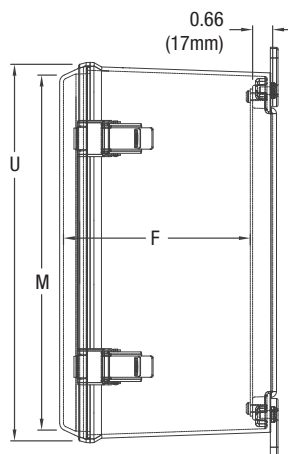
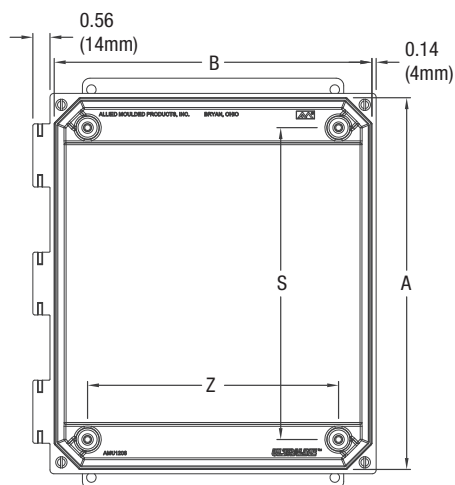
- Compression molded fiberglass reinforced polyester construction with flush, viewing window cover
- Allied Moulded ULTRAGUARD® fiberglass reinforced polyester material formulation - UV stabilized for outdoor use
- Light gray color (RAL 7035)
- Clear, polycarbonate viewing window cover
- 300 series stainless steel lockable latches, and hinge pin
- Partially molded hinge and molded latch keeper
- Gasket made of closed cell neoprene cord encased in a continuous tongue and groove channel
- Polycarbonate flanges (installed) or mounting feet (bagged) with four 300 series stainless steel screws
- #10-32 threaded brass inserts are installed for back panel mounting

ACCESSORIES

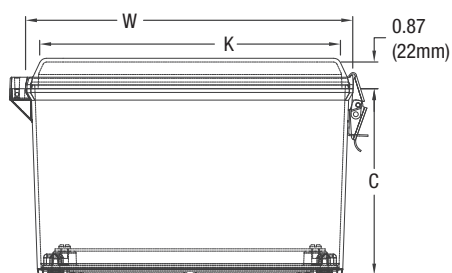
- Optional back panels and hinged front panels
- Optional thermal management products

MODIFICATIONS

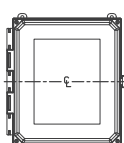
- Custom holes and cutouts
- Molded-in color matches
- EMI/RFI shielding
- Factory-supplied silk screening



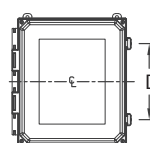
Note: Cover Removed for Clarity



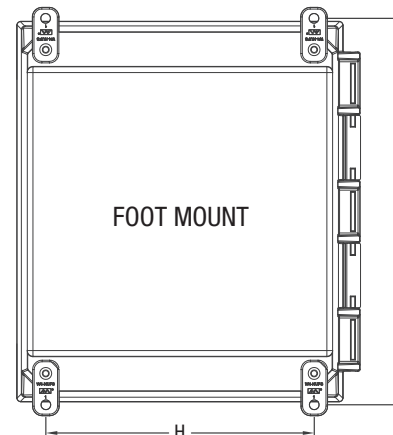
LATCH LOCATIONS



FOR USE ON
6x6x4
8x6x4
10x6x4



FOR USE ON
12x10x6 D=7.50 (191mm)
14x12x6 D=8.00 (203mm)
16x14x8 D=9.00 (229mm)
18x16x10 D=14.56 (370mm)
20x16x10 D=16.81 (427mm)



Part No.	Box Size			Usable Depth	Panel Boss Centers		Panel Sizes		Flange Mount Centers		Foot Mount Centers		Cover Size				Nom. Wall Thickness	Window Dim. (H x W)
	A	B	C		S	Z	Height	Width	J	I	H	L	K	M	W	U		
AMU664LW(F*)	6.05	6.27	4.13	4.11	4.25	4.25	4.81	4.81	4.00	6.88, 6.75	4.91	6.75	5.89	5.67	6.72	6.50	0.13	3.50 x 3.50
	154mm	159mm	105mm	104mm	108mm	108mm	122mm	122mm	102mm	175, 171mm	125mm	171mm	150mm	144mm	171mm	165mm	3mm	90mm x 90mm
AMU864LW(F*)	8.05	6.27	4.13	4.11	6.25	4.25	6.75	4.88	4.00	8.88, 8.75	4.91	8.75	5.89	7.67	6.72	8.50	0.13	5.25 x 4.00
	204mm	159mm	105mm	104mm	154mm	108mm	122mm	122mm	102mm	175, 171mm	125mm	171mm	150mm	144mm	171mm	165mm	3mm	133mm x 102mm
AMU1084LW(F*)	10.05	8.27	4.13	4.11	8.25	6.25	8.75	6.88	6.00	10.75	6.391	10.75	7.89	9.67	8.72	10.50	0.13	6.25 x 4.25
	255mm	210mm	105mm	104mm	210mm	159mm	222mm	175mm	152mm	273mm	176mm	273mm	200mm	246mm	221mm	267mm	3mm	159mm x 108mm
AMU1206LW(F*)	12.05	10.27	6.13	6.11	10.25	8.25	10.75	8.88	8.00	12.75	8.82	12.70	9.89	11.67	10.72	12.50	0.13	8.38 x 6.50
	306mm	261mm	156mm	155mm	260mm	210mm	273mm	226mm	203mm	324mm	224mm	323mm	251mm	296mm	272mm	318mm	3mm	213mm x 165mm
AMU1426LW(F*)	14.05	12.27	6.13	6.11	12.25	10.25	12.75	10.88	10.00	14.75, 14.62	10.82	14.70	11.89	13.67	12.72	14.50	0.13	10.38 x 8.50
	357mm	312mm	156mm	155mm	311mm	260mm	324mm	276mm	254mm	375, 371mm	275mm	373mm	302mm	347mm	323mm	368mm	3mm	264mm x 216mm
AMU1648LW(F*)	16.05	14.27	8.13	8.11	14.25	12.25	14.75	12.88	12.00	16.75	11.47	16.91	13.89	15.67	14.72	16.50	0.14	12.38 x 10.50
	408mm	362mm	207mm	206mm	362mm	311mm	375mm	327mm	305mm	425mm	291mm	430mm	353mm	398mm	374mm	419mm	4mm	314mm x 279mm
AMU1860LW(F*)	18.12	16.34	10.13	10.10	16.25	14.25	16.88	14.88	12.00	18.88, 18.76	13.72	19.16	16.14	17.92	16.97	18.75	0.19	13.00 x 11.00
	460mm	415mm	257mm	257mm	413mm	362mm	429mm	378mm	305mm	480, 477mm	348mm	487mm	410mm	455mm	431mm	476mm	5mm	330mm x 279mm
AMU2060LW(F*)	19.87	16.09	10.13	10.10	17.81	13.81	18.44	14.44	10.00	21.25	13.16	20.53	15.89	19.67	16.72	20.50	0.19	14.00 x 12.00
	505mm	409mm	257mm	257mm	452mm	351mm	468mm	367mm	254mm	540mm	334mm	521mm	404mm	500mm	425mm	521mm	5mm	356mm x 305mm


*Enclosure base part numbers come standard with 4 separately bagged feet (ex. AMU664LW)

Add "F" to the part number for factory installed flanges (ex. AMU664LWF)

"I" dimensions with multiple numbers indicate slotted holes

All dimensions are in inches unless otherwise noted





AMU Series JIC Size Junction Boxes: Metal Snap Latch Hinged Cover - Clear Polycarbonate

APPLICATION

- Designed to insulate and protect controls and components in both indoor and outdoor applications often found in oil refineries, waste water treatment equipment, and chemical plants
- Especially well suited for high temperature or corrosive environments
- Protects from dirt, dust, oil, and water
- For use with industrial control equipment in ordinary locations
- Clear/polycarbonate, instrumentation cover used in applications where critical electronic equipment must be visible and protected from the elements

STANDARDS

- UL 50 and UL 50E Types 1, 2, 3, 3R, 4, 4X, 12 and 13
- CSA C22.2 No. 94 Types 1, 2, 3, 3R, 4, 4X, 12 and 13
- Complies with
 - NEMA Types 1, 2, 3, 3R, 4, 4X, 12 and 13
 - IEC 60529 Type IP66
 - RoHS directive
- For additional physical properties per industry test standards, please refer to the chart on page 140

CONSTRUCTION

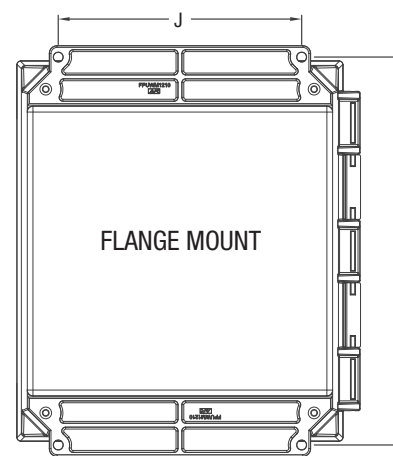
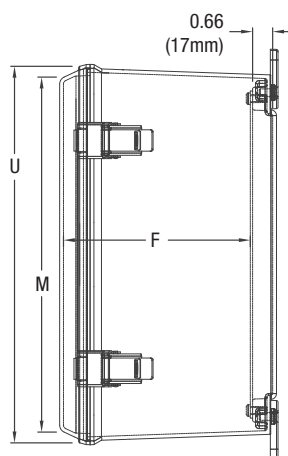
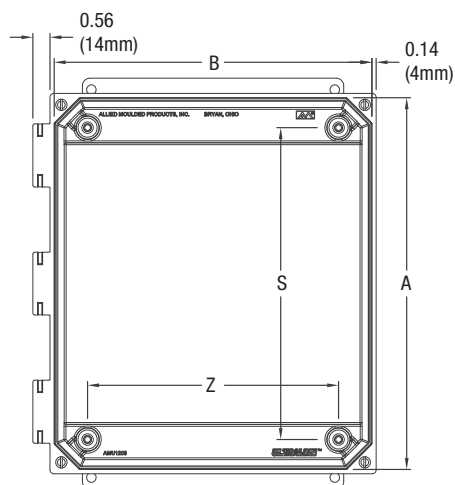
- Compression molded fiberglass reinforced polyester construction with flush, clear polycarbonate cover
- Allied Moulded ULTRAGUARD® fiberglass reinforced polyester material formulation - UV stabilized for outdoor use
- Light gray color (RAL 7035)
- Clear, polycarbonate instrumentation cover
- 300 series stainless steel lockable latches, and hinge pin
- Partially molded hinge and molded latch keeper
- Gasket made of closed cell neoprene cord encased in a continuous tongue and groove channel
- Polycarbonate flanges (installed) or mounting feet (bagged) with four 300 series stainless steel screws
- #10-32 threaded brass inserts are installed for back panel mounting

ACCESSORIES

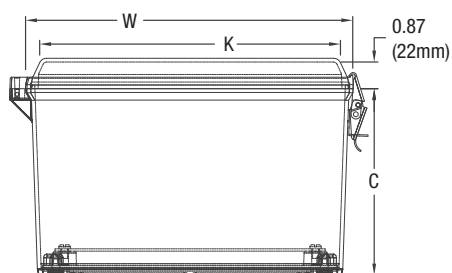
- Optional back panels and hinged front panels
- Optional thermal management products

MODIFICATIONS

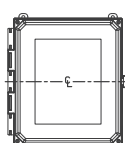
- Custom holes and cutouts
- Molded-in color matches
- EMI/RFI shielding
- Factory-supplied silk screening



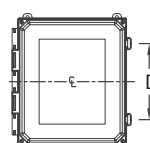
Note: Cover Removed for Clarity



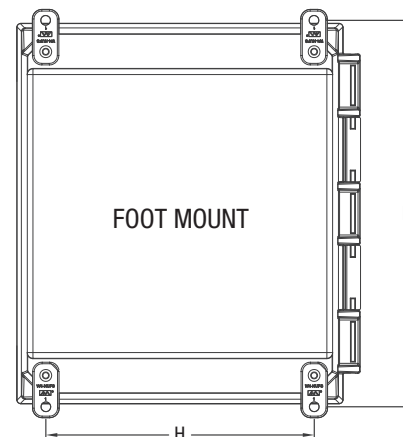
LATCH LOCATIONS



FOR USE ON
6x6x4
8x6x4
10x6x4



FOR USE ON
12x10x6 D=7.50 (191mm)
14x12x6 D=8.00 (203mm)
16x14x8 D=9.00 (229mm)
18x16x10 D=14.56 (370mm)
20x16x10 D=16.81 (427mm)



Part No.	Box Size			Usable Depth F	Panel Boss Centers		Panel Sizes		Flange Mount Centers		Foot Mount Centers		Cover Size				Nom. Wall Thickness
	A	B	C		S	Z	Height	Width	J	I	H	L	K	M	W	U	
AMU664CCL(F*)	6.05 154mm	6.27 159mm	4.13 105mm	4.11 104mm	4.25 108mm	4.25 108mm	4.81 122mm	4.81 122mm	4.00 102mm	6.88, 6.75 175, 171mm	4.91 125mm	6.75 171mm	5.89 150mm	5.67 144mm	6.72 171mm	6.50 165mm	0.13 3mm
AMU864CCL(F*)	8.05 204mm	6.27 159mm	4.13 105mm	4.11 104mm	6.25 159mm	4.25 108mm	6.75 171mm	4.88 124mm	4.00 102mm	8.88, 8.75 226, 222mm	4.91 125mm	8.75 222mm	5.89 150mm	7.67 195mm	6.72 171mm	8.50 216mm	0.13 3mm
AMU1084CCL(F*)	10.05 255mm	8.27 210mm	4.13 105mm	4.11 104mm	8.25 210mm	6.25 159mm	8.75 222mm	6.88 175mm	6.00 152mm	10.75 273mm	6.91 176mm	10.75 273mm	7.89 200mm	9.67 246mm	8.72 221mm	10.50 267mm	0.13 3mm
AMU1206CCL(F*)	12.05 306mm	10.27 261mm	6.13 156mm	6.11 155mm	10.25 260mm	8.25 210mm	10.75 273mm	8.88 226mm	8.00 203mm	12.75 324mm	8.82 224mm	12.70 323mm	9.89 251mm	11.67 296mm	10.72 272mm	12.50 318mm	0.13 3mm
AMU1426CCL(F*)	14.05 357mm	12.27 312mm	6.13 156mm	6.11 155mm	12.25 311mm	10.25 260mm	12.75 324mm	10.88 276mm	10.00 254mm	14.75, 14.62 375, 371mm	10.82 275mm	14.70 373mm	11.89 302mm	13.67 347mm	12.72 323mm	14.50 368mm	0.13 3mm
AMU1648CCL(F*)	16.05 408mm	14.27 362mm	8.13 207mm	8.11 206mm	14.25 362mm	12.25 311mm	14.75 375mm	12.88 327mm	12.00 305mm	16.75 425mm	11.47 291mm	16.91 430mm	13.89 353mm	15.67 398mm	14.72 374mm	16.50 419mm	0.14 4mm

*Enclosure base part numbers come standard with 4 separately bagged feet (ex. AMU664CCL)


Add "F" to the part number for factory installed flanges (ex. AMU664CCLF)

"I" dimensions with multiple numbers indicate slotted holes

All dimensions are in inches unless otherwise noted



Coming in 2014!
Call factory for availability



AMU Series JIC Size Junction Boxes: Nonmetal Snap Latch Hinged Cover - Solid/Opaque

APPLICATION

- Designed to insulate and protect controls and components in both indoor and outdoor applications often found in oil refineries, waste water treatment equipment, and chemical plants
- Especially well suited for high temperature or corrosive environments
- Protects from dirt, dust, oil, and water
- For use with industrial control equipment in ordinary locations

STANDARDS

- UL 50 and UL 50E Types 1, 2, 3, 3R, 4, 4X, 12 and 13
- CSA C22.2 No. 94 Types 1, 2, 3, 3R, 4, 4X, 12 and 13
- Complies with
 - NEMA Types 1, 2, 3, 3R, 4, 4X, 12 and 13
 - IEC 60529 Type IP66
 - RoHS directive
- For additional physical properties per industry test standards, please refer to the chart on page 140

CONSTRUCTION

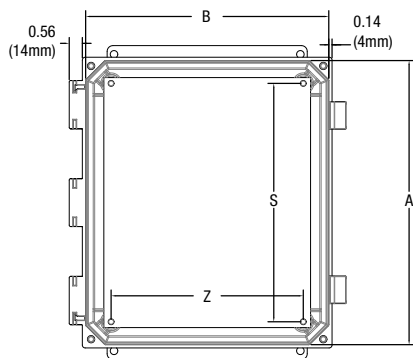
- Compression molded fiberglass reinforced polyester construction with flush, solid/opaque cover
- Allied Moulded ULTRAGUARD® fiberglass reinforced polyester material formulation - UV stabilized for outdoor use
- Light gray color (RAL 7035)
- Polycarbonate lockable latches and 300 series stainless steel hinge pin
- Partially molded hinge and molded latch keeper
- Gasket made of closed cell neoprene cord encased in a continuous tongue and groove channel
- Polycarbonate flanges (installed) or mounting feet (bagged) with four 300 series stainless steel screws
- #10-32 threaded brass inserts are installed for back panel mounting

ACCESSORIES

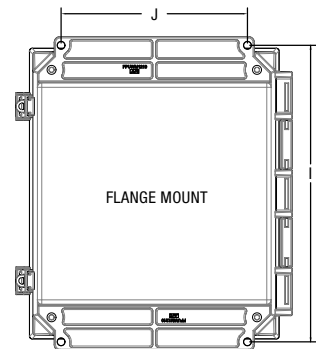
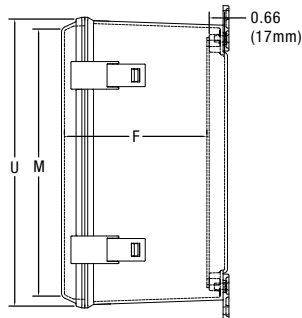
- Optional back panels and hinged front panels
- Optional thermal management products

MODIFICATIONS

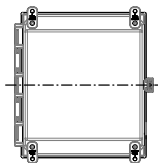
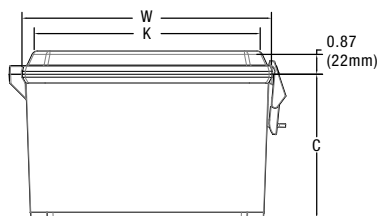
- Custom holes and cutouts
- Custom size polycarbonate viewing windows
- Molded-in color matches
- EMI/RFI shielding
- Factory-supplied silk screening



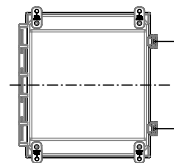
NOTE: COVER REMOVED FOR CLARITY



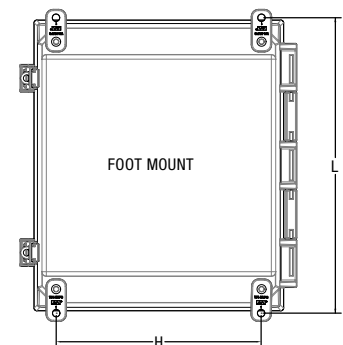
LATCH LOCATIONS



FOR USE ON
6x6x4
8x6x4
10x8x4



FOR USE ON
12x10x6 D=7.50 (199mm)
14x12x6 D=8.00 (203mm)
16x14x8 D=9.00 (229mm)
18x16x10 D=14.56 (370mm)
20x16x10 D=16.81 (427mm)



Part No.	Box Size			Usable Depth	Panel Boss Centers		Panel Sizes		Flange Mount Centers		Foot Mount Centers		Cover Size				Nom. Wall Thickness
	A	B	C	F	S	Z	Height	Width	J	I	H	L	K	M	W	U	
AMU664NL(F*)	6.05	6.27	4.13	4.11	4.25	4.25	4.81	4.81	4.00	6.88, 6.75	4.91	6.75	5.89	5.67	6.72	6.50	0.13
	154mm	159mm	105mm	104mm	108mm	108mm	122mm	122mm	102mm	175, 171mm	125mm	171mm	150mm	144mm	171mm	165mm	3mm
AMU864NL(F*)	8.05	6.27	4.13	4.11	6.25	4.25	6.75	4.88	4.00	8.88, 8.75	4.91	8.75	5.89	7.67	6.72	8.50	0.13
	204mm	159mm	105mm	104mm	154mm	108mm	122mm	122mm	102mm	175, 171mm	125mm	171mm	150mm	144mm	171mm	165mm	3mm
AMU1084NL(F*)	10.05	8.27	4.13	4.11	8.25	6.25	8.75	6.88	6.00	10.75	6.391	10.75	7.89	9.67	8.72	10.50	0.13
	255mm	210mm	105mm	104mm	210mm	159mm	222mm	175mm	152mm	273mm	176mm	273mm	200mm	246mm	221mm	267mm	3mm
AMU1206NL(F*)	12.05	10.27	6.13	6.11	10.25	8.25	10.75	8.88	8.00	12.75	8.82	12.70	9.89	11.67	10.72	12.50	0.13
	306mm	261mm	156mm	155mm	260mm	210mm	273mm	226mm	203mm	324mm	224mm	323mm	251mm	296mm	272mm	318mm	3mm
AMU1426NL(F*)	14.05	12.27	6.13	6.11	12.25	10.25	12.75	10.88	10.00	14.75, 14.62	10.82	14.70	11.89	13.67	12.72	14.50	0.13
	357mm	312mm	156mm	155mm	311mm	260mm	324mm	276mm	254mm	375, 371mm	275mm	373mm	302mm	347mm	323mm	368mm	3mm
AMU1648NL(F*)	16.05	14.27	8.13	8.11	14.25	12.25	14.75	12.88	12.00	16.75	11.47	16.91	13.89	15.67	14.72	16.50	0.14
	408mm	362mm	207mm	206mm	362mm	311mm	375mm	327mm	305mm	425mm	291mm	430mm	353mm	398mm	374mm	419mm	4mm
AMU1860NL(F*)	18.12	16.34	10.13	10.10	16.25	14.25	16.88	14.88	12.00	18.88, 18.76	13.72	19.16	16.14	17.92	16.97	18.75	0.19
	460mm	415mm	257mm	257mm	413mm	362mm	429mm	378mm	305mm	480, 477mm	348mm	487mm	410mm	455mm	431mm	476mm	5mm
AMU2060NL(F*)	19.87	16.09	10.13	10.10	17.81	13.81	18.44	14.44	10.00	21.25	13.16	20.53	15.89	19.67	16.72	20.50	0.19
	505mm	409mm	257mm	257mm	452mm	351mm	468mm	367mm	254mm	540mm	334mm	521mm	404mm	500mm	425mm	521mm	5mm

*Enclosure base part numbers come standard with 4 separately bagged feet (ex. AMU664NL)

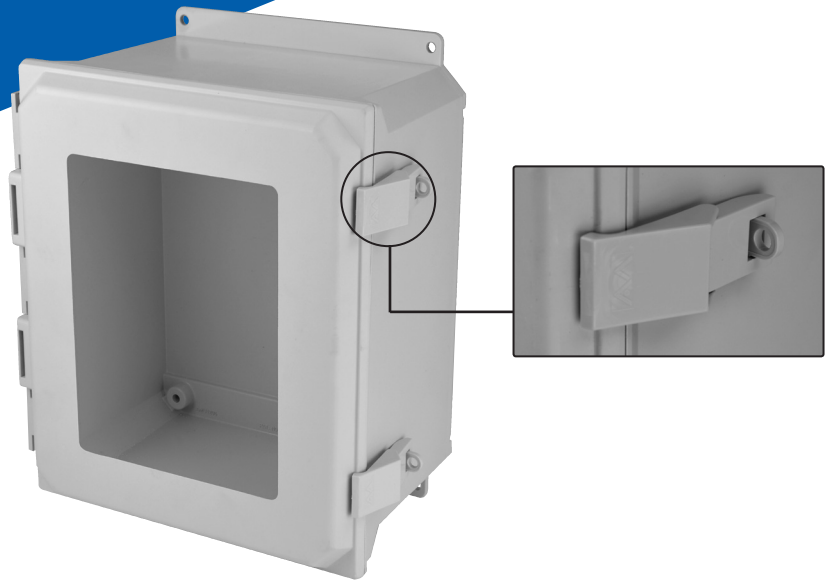
Add "F" to the part number for factory installed flanges (ex. AMU664NLF)

"I" dimensions with multiple numbers indicate slotted holes

All dimensions are in inches unless otherwise noted



Coming in 2014!
Call factory for availability



AMU Series JIC Size Junction Boxes: Nonmetal Snap Latch Hinged Cover with Window

APPLICATION

- Designed to insulate and protect controls and components in both indoor and outdoor applications often found in oil refineries, waste water treatment equipment, and chemical plants
- Especially well suited for high temperature or corrosive environments
- Protects from dirt, dust, oil, and water
- For use with industrial control equipment in ordinary locations
- Clear/polycarbonate, viewing window used in applications where critical electronic equipment must be visible and protected from the elements

STANDARDS

- UL 50 and UL 50E Types 1, 2, 3, 3R, 4, 4X, 12 and 13
- CSA C22.2 No. 94 Types 1, 2, 3, 3R, 4, 4X, 12 and 13
- Complies with
 - NEMA Types 1, 2, 3, 3R, 4, 4X, 12 and 13
 - IEC 60529 Type IP66
 - RoHS directive
- For additional physical properties per industry test standards, please refer to the chart on page 140

CONSTRUCTION

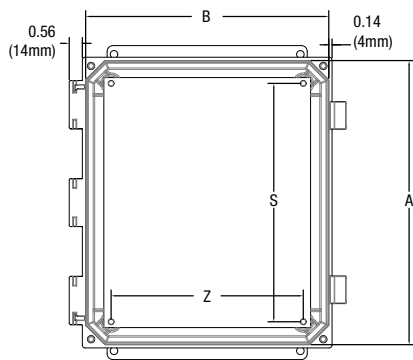
- Compression molded fiberglass reinforced polyester construction with flush, viewing window cover
- Allied Moulded ULTRAGUARD® fiberglass reinforced polyester material formulation - UV stabilized for outdoor use
- Light gray color (RAL 7035)
- Clear, polycarbonate viewing window cover
- Polycarbonate lockable latches and 300 series stainless steel hinge pin
- Partially molded hinge and molded latch keeper
- Gasket made of closed cell neoprene cord encased in a continuous tongue and groove channel
- Polycarbonate flanges (installed) or mounting feet (bagged) with four 300 series stainless steel screws
- #10-32 threaded brass inserts are installed for back panel mounting

ACCESSORIES

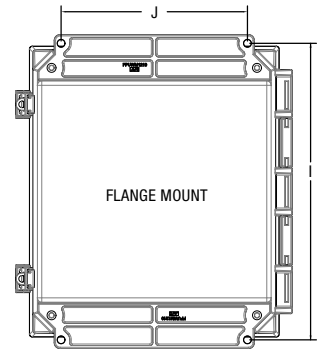
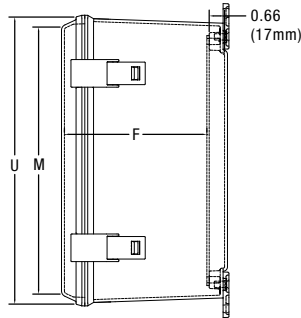
- Optional back panels and hinged front panels
- Optional thermal management products

MODIFICATIONS

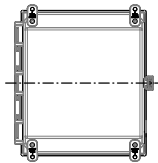
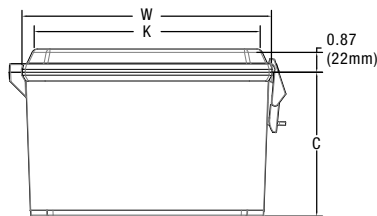
- Custom holes and cutouts
- Molded-in color matches
- EMI/RFI shielding
- Factory-supplied silk screening



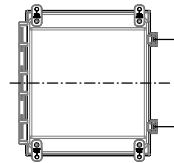
NOTE: COVER REMOVED FOR CLARITY



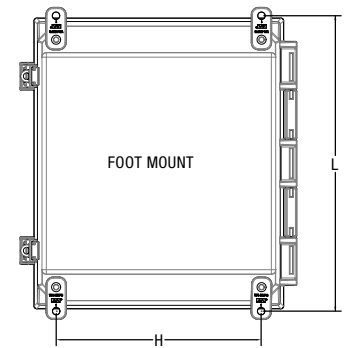
LATCH LOCATIONS



FOR USE ON
6x6x4
8x6x4
10x8x4



FOR USE ON
12x10x6 D=7.50 (199mm)
14x12x6 D=8.00 (203mm)
16x14x8 D=9.00 (229mm)
18x16x10 D=14.56 (370mm)
20x16x10 D=16.81 (427mm)



Part No.	Box Size			Usable Depth	Panel Boss Centers		Panel Sizes		Flange Mount Centers		Foot Mount Centers		Cover Size				Nom. Wall Thickness	Window Dim. (H x W)
	A	B	C		S	Z	Height	Width	J	I	H	L	K	M	W	U		
AMU664NLW(F)	6.05	6.27	4.13	4.11	4.25	4.25	4.81	4.81	4.00	6.88, 6.75	4.91	6.75	5.89	5.67	6.72	6.50	0.13	3.50 x 3.50
	154mm	159mm	105mm	104mm	108mm	108mm	122mm	122mm	102mm	175, 171mm	125mm	171mm	150mm	144mm	171mm	165mm	3mm	90mm x 90mm
AMU864NLW(F)	8.05	6.27	4.13	4.11	6.25	4.25	6.75	4.88	4.00	8.88, 8.75	4.91	8.75	5.89	7.67	6.72	8.50	0.13	5.25 x 4.00
	204mm	159mm	105mm	104mm	154mm	108mm	122mm	122mm	102mm	175, 171mm	125mm	171mm	150mm	144mm	171mm	165mm	3mm	133mm x 102mm
AMU1084NLW(F)	10.05	8.27	4.13	4.11	8.25	6.25	8.75	6.88	6.00	10.75	6.391	10.75	7.89	9.67	8.72	10.50	0.13	6.25 x 4.25
	255mm	210mm	105mm	104mm	210mm	159mm	222mm	175mm	152mm	273mm	176mm	273mm	200mm	246mm	221mm	267mm	3mm	159mm x 108mm
AMU1206NLW(F)	12.05	10.27	6.13	6.11	10.25	8.25	10.75	8.88	8.00	12.75	8.82	12.70	9.89	11.67	10.72	12.50	0.13	8.38 x 6.50
	306mm	261mm	156mm	155mm	260mm	210mm	273mm	226mm	203mm	324mm	224mm	323mm	251mm	296mm	272mm	318mm	3mm	213mm x 165mm
AMU1426NLW(F)	14.05	12.27	6.13	6.11	12.25	10.25	12.75	10.88	10.00	14.75, 14.62	10.82	14.70	11.89	13.67	12.72	14.50	0.13	10.38 x 8.50
	357mm	312mm	156mm	155mm	311mm	260mm	324mm	276mm	254mm	375, 371mm	275mm	373mm	302mm	347mm	323mm	368mm	3mm	264mm x 216mm
AMU1648NLW(F)	16.05	14.27	8.13	8.11	14.25	12.25	14.75	12.88	12.00	16.75	11.47	16.91	13.89	15.67	14.72	16.50	0.14	12.38 x 10.50
	408mm	362mm	207mm	206mm	362mm	311mm	375mm	327mm	305mm	425mm	291mm	430mm	353mm	398mm	374mm	419mm	4mm	314mm x 279mm
AMU1860NLW(F)	18.12	16.34	10.13	10.10	16.25	14.25	16.88	14.88	12.00	18.88, 18.76	13.72	19.16	16.14	17.92	16.97	18.75	0.19	13.00 x 11.00
	460mm	415mm	257mm	257mm	413mm	362mm	429mm	378mm	305mm	480, 477mm	348mm	487mm	410mm	455mm	431mm	476mm	5mm	330mm x 279mm
AMU2060NLW(F)	19.87	16.09	10.13	10.10	17.81	13.81	18.44	14.44	10.00	21.25	13.16	20.53	15.89	19.67	16.72	20.50	0.19	14.00 x 12.00
	505mm	409mm	257mm	257mm	452mm	351mm	468mm	367mm	254mm	540mm	334mm	521mm	404mm	500mm	425mm	521mm	5mm	356mm x 305mm

*Enclosure base part numbers come standard with 4 separately bagged feet (ex. AMU664NLW)


Add "F" to the part number for factory installed flanges (ex. AMU664NLWF)

"I" dimensions with multiple numbers indicate slotted holes

All dimensions are in inches unless otherwise noted



Coming in 2014!
Call factory for availability



AMU Series JIC Size Junction Boxes: Nonmetal Snap Latch Hinged Cover - Clear Polycarbonate

APPLICATION

- Designed to insulate and protect controls and components in both indoor and outdoor applications often found in oil refineries, waste water treatment equipment, and chemical plants
- Especially well suited for high temperature or corrosive environments
- Protects from dirt, dust, oil, and water
- For use with industrial control equipment in ordinary locations
- Clear/polycarbonate, instrumentation cover used in applications where critical electronic equipment must be visible and protected from the elements

STANDARDS

- UL 50 and UL 50E Types 1, 2, 3, 3R, 4, 4X, 12 and 13
- CSA C22.2 No. 94 Types 1, 2, 3, 3R, 4, 4X, 12 and 13
- Complies with
 - NEMA Types 1, 2, 3, 3R, 4, 4X, 12 and 13
 - IEC 60529 Type IP66
 - RoHS directive
- For additional physical properties per industry test standards, please refer to the chart on page 140

CONSTRUCTION

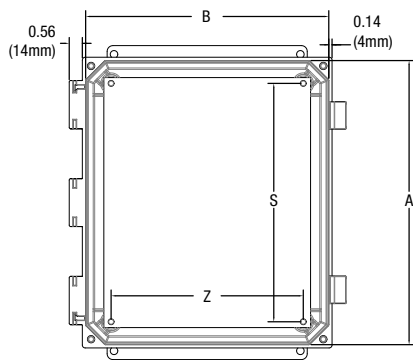
- Compression molded fiberglass reinforced polyester construction with flush, clear polycarbonate cover
- Allied Moulded ULTRAGUARD® fiberglass reinforced polyester material formulation - UV stabilized for outdoor use
- Light gray color (RAL 7035)
- Clear, polycarbonate instrumentation cover
- Polycarbonate lockable latches and 300 series stainless steel hinge pin
- Partially molded hinge and molded latch keeper
- Gasket made of closed cell neoprene cord encased in a continuous tongue and groove channel
- Polycarbonate flanges (installed) or mounting feet (bagged) with four 300 series stainless steel screws
- #10-32 threaded brass inserts are installed for back panel mounting

ACCESSORIES

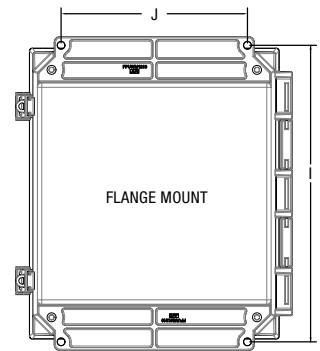
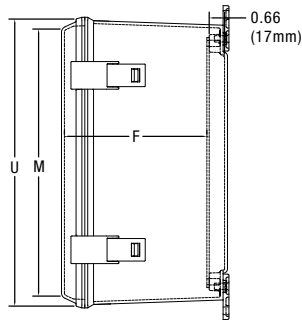
- Optional back panels and hinged front panels
- Optional thermal management products

MODIFICATIONS

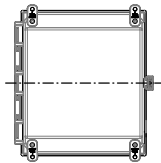
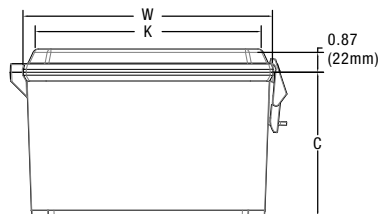
- Custom holes and cutouts
- Molded-in color matches
- EMI/RFI shielding
- Factory-supplied silk screening



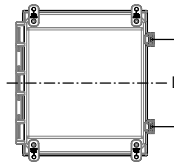
NOTE: COVER REMOVED FOR CLARITY



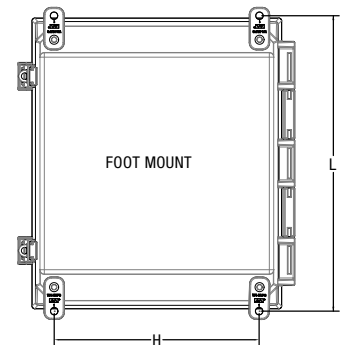
LATCH LOCATIONS



FOR USE ON
6x6x4
8x6x4
10x8x4



FOR USE ON
12x10x6 D=7.50 (199mm)
14x12x6 D=8.00 (203mm)
16x14x8 D=9.00 (229mm)
18x16x10 D=14.56 (370mm)
20x16x10 D=16.81 (427mm)



Part No.	Box Size			Usable Depth F	Panel Boss Centers		Panel Sizes		Flange Mount Centers		Foot Mount Centers		Cover Size				Nom. Wall Thickness
	A	B	C		S	Z	Height	Width	J	I	H	L	K	M	W	U	
AMU664CCNL(F*)	6.05	6.27	4.13	4.11	4.25	4.25	4.81	4.81	4.00	6.88, 6.75	4.91	6.75	5.89	5.67	6.72	6.50	0.13
	154mm	159mm	105mm	104mm	108mm	108mm	122mm	122mm	102mm	175, 171mm	125mm	171mm	150mm	144mm	171mm	165mm	3mm
AMU864CCNL(F*)	8.05	6.27	4.13	4.11	6.25	4.25	6.75	4.88	4.00	8.88, 8.75	4.91	8.75	5.89	7.67	6.72	8.50	0.13
	204mm	159mm	105mm	104mm	159mm	108mm	171mm	124mm	102mm	226, 222mm	125mm	222mm	150mm	195mm	171mm	216mm	3mm
AMU1084CCNL(F*)	10.05	8.27	4.13	4.11	8.25	6.25	8.75	6.88	6.00	10.75	6.91	10.75	7.89	9.67	8.72	10.50	0.13
	255mm	210mm	105mm	104mm	210mm	159mm	222mm	175mm	152mm	273mm	176mm	273mm	200mm	246mm	221mm	267mm	3mm
AMU1206CCNL(F*)	12.05	10.27	6.13	6.11	10.25	8.25	10.75	8.88	8.00	12.75	8.82	12.70	9.89	11.67	10.72	12.50	0.13
	306mm	261mm	156mm	155mm	260mm	210mm	273mm	226mm	203mm	324mm	224mm	323mm	251mm	296mm	272mm	318mm	3mm
AMU1426CCNL(F*)	14.05	12.27	6.13	6.11	12.25	10.25	12.75	10.88	10.00	14.75, 14.62	10.82	14.70	11.89	13.67	12.72	14.50	0.13
	357mm	312mm	156mm	155mm	311mm	260mm	324mm	276mm	254mm	375, 371mm	275mm	373mm	302mm	347mm	323mm	368mm	3mm
AMU1648CCNL(F*)	16.05	14.27	8.13	8.11	14.25	12.25	14.75	12.88	12.00	16.75	11.47	16.91	13.89	15.67	14.72	16.50	0.14
	408mm	362mm	207mm	206mm	362mm	311mm	375mm	327mm	305mm	425mm	291mm	430mm	353mm	398mm	374mm	419mm	4mm


*Enclosure base part numbers come standard with 4 separately bagged feet (ex. AMU664CCNL)

Add "F" to the part number for factory installed flanges (ex. AMU664CCNLF)

"I" dimensions with multiple numbers indicate slotted holes

All dimensions are in inches unless otherwise noted





AMU Series JIC Size Junction Boxes: Twist Latch Hinged Cover - Solid/Opaque

APPLICATION

- Designed to insulate and protect controls and components in both indoor and outdoor applications often found in oil refineries, waste water treatment equipment, and chemical plants
- Especially well suited for high temperature or corrosive environments
- Protects from dirt, dust, oil, and water
- For use with industrial control equipment in ordinary locations

STANDARDS

- UL 50 and UL 50E Types 1, 2, 3, 3R, 4, 4X, 12 and 13
- CSA C22.2 No. 94 Types 1, 2, 3, 3R, 4, 4X, 12 and 13
- Complies with
 - NEMA Types 1, 2, 3, 3R, 4, 4X, 12 and 13
 - IEC 60529 Type IP66
 - RoHS directive
- For additional physical properties per industry test standards, please refer to the chart on page 140

CONSTRUCTION

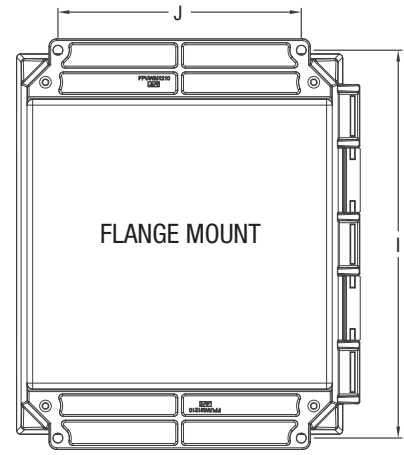
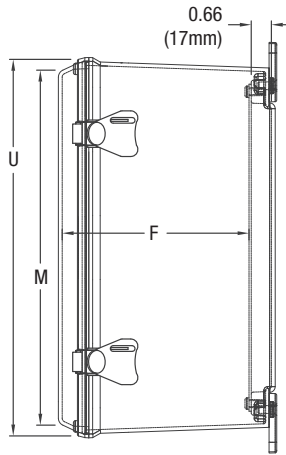
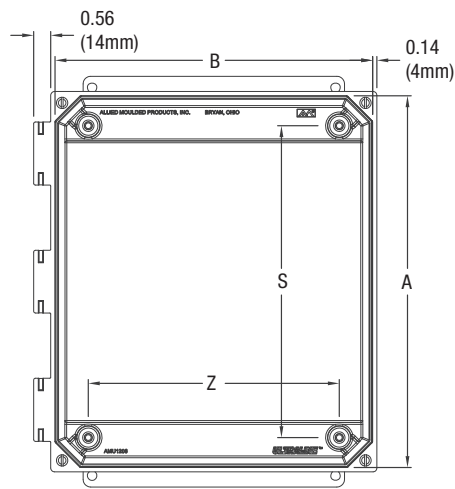
- Compression molded fiberglass reinforced polyester construction with flush, solid/opaque cover
- Allied Moulded ULTRAGUARD® fiberglass reinforced polyester material formulation - UV stabilized for outdoor use
- Light gray color (RAL 7035)
- 300 series stainless steel lockable latches, and hinge pin
- Partially molded hinge and molded latch keeper
- Gasket made of closed cell neoprene cord encased in a continuous tongue and groove channel
- Polycarbonate flanges (installed) or mounting feet (bagged) with four 300 series stainless steel screws
- #10-32 threaded brass inserts are installed for back panel mounting

ACCESSORIES

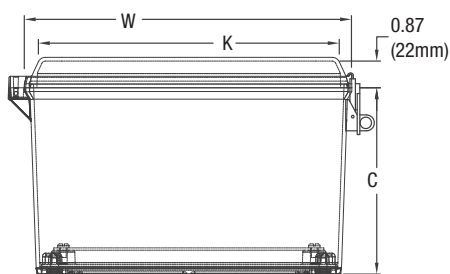
- Optional back panels and hinged front panels
- Optional thermal management products

MODIFICATIONS

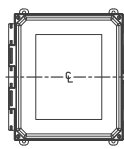
- Custom holes and cutouts
- Custom size polycarbonate viewing windows
- Molded-in color matches
- EMI/RFI shielding
- Factory-supplied silk screening



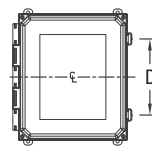
Note: Cover Removed for Clarity



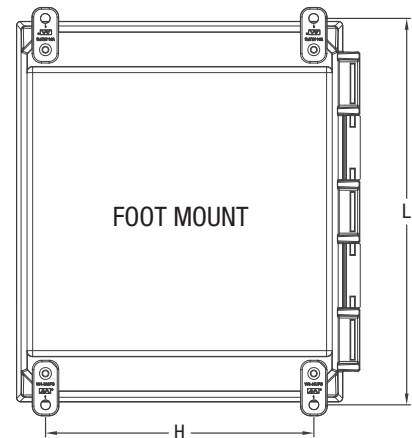
LATCH LOCATIONS



FOR USE ON
6x6x4
8x6x4
10x6x4



FOR USE ON
12x10x6 D=7.50 (191mm)
14x12x6 D=8.00 (203mm)
16x14x8 D=9.00 (229mm)
18x16x10 D=14.56 (370mm)
20x16x10 D=16.81 (427mm)



Part No.	Box Size			Usable Depth	Panel Boss Centers		Panel Sizes		Flange Mount Centers		Foot Mount Centers		Cover Size				Nom. Wall Thickness
	A	B	C	F	S	Z	Height	Width	J	I	H	L	K	M	W	U	
AMU664T(F*)	6.05	6.27	4.13	4.11	4.25	4.25	4.81	4.81	4.00	6.88, 6.75	4.91	6.75	5.89	5.67	6.72	6.50	0.13
	154mm	159mm	105mm	104mm	108mm	108mm	122mm	122mm	102mm	175, 171mm	125mm	171mm	150mm	144mm	171mm	165mm	3mm
AMU864T(F*)	8.05	6.27	4.13	4.11	6.25	4.25	6.75	4.88	4.00	8.88, 8.75	4.91	8.75	5.89	7.67	6.72	8.50	0.13
	204mm	159mm	105mm	104mm	154mm	108mm	122mm	122mm	102mm	175, 171mm	125mm	171mm	150mm	144mm	171mm	165mm	3mm
AMU1084T(F*)	10.05	8.27	4.13	4.11	8.25	6.25	8.75	6.88	6.00	10.75	6.391	10.75	7.89	9.67	8.72	10.50	0.13
	255mm	210mm	105mm	104mm	210mm	159mm	222mm	175mm	152mm	273mm	176mm	273mm	200mm	246mm	221mm	267mm	3mm
AMU1206T(F*)	12.05	10.27	6.13	6.11	10.25	8.25	10.75	8.88	8.00	12.75	8.82	12.70	9.89	11.67	10.72	12.50	0.13
	306mm	261mm	156mm	155mm	260mm	210mm	273mm	226mm	203mm	324mm	224mm	323mm	251mm	296mm	272mm	318mm	3mm
AMU1426T(F*)	14.05	12.27	6.13	6.11	12.25	10.25	12.75	10.88	10.00	14.75, 14.62	10.82	14.70	11.89	13.67	12.72	14.50	0.13
	357mm	312mm	156mm	155mm	311mm	260mm	324mm	276mm	254mm	375, 371mm	275mm	373mm	302mm	347mm	323mm	368mm	3mm
AMU1648T(F*)	16.05	14.27	8.13	8.11	14.25	12.25	14.75	12.88	12.00	16.75	11.47	16.91	13.89	15.67	14.72	16.50	0.14
	408mm	362mm	207mm	206mm	362mm	311mm	375mm	327mm	305mm	425mm	291mm	430mm	353mm	398mm	374mm	419mm	4mm
AMU1860T(F*)	18.12	16.34	10.13	10.10	16.25	14.25	16.88	14.88	12.00	18.88, 18.76	13.72	19.16	16.14	17.92	16.97	18.75	0.19
	460mm	415mm	257mm	257mm	413mm	362mm	429mm	378mm	305mm	480, 477mm	348mm	487mm	410mm	455mm	431mm	476mm	5mm
AMU2060T(F*)	19.87	16.09	10.13	10.10	17.81	13.81	18.44	14.44	10.00	21.25	13.16	20.53	15.89	19.67	16.72	20.50	0.19
	505mm	409mm	257mm	257mm	452mm	351mm	468mm	367mm	254mm	540mm	334mm	521mm	404mm	500mm	425mm	521mm	5mm


*Enclosure base part numbers come standard with 4 separately bagged feet (ex. AMU664T)

Add "F" to the part number for factory installed flanges (ex. AMU664TF)

"I" dimensions with multiple numbers indicate slotted holes

All dimensions are in inches unless otherwise noted





AMU Series JIC Size Junction Boxes: Twist Latch Hinged Cover with Window

APPLICATION

- Designed to insulate and protect controls and components in both indoor and outdoor applications often found in oil refineries, waste water treatment equipment, and chemical plants
- Especially well suited for high temperature or corrosive environments
- Protects from dirt, dust, oil, and water
- For use with industrial control equipment in ordinary locations
- Clear/polycarbonate, viewing window cover used in applications where critical electronic equipment must be visible and protected from the elements

STANDARDS

- UL 50 and UL 50E Types 1, 2, 3, 3R, 4, 4X, 12 and 13
- CSA C22.2 No. 94 Types 1, 2, 3, 3R, 4, 4X, 12 and 13
- Complies with
 - NEMA Types 1, 2, 3, 3R, 4, 4X, 12 and 13
 - IEC 60529 Type IP66
 - RoHS directive
- For additional physical properties per industry test standards, please refer to the chart on page 140

CONSTRUCTION

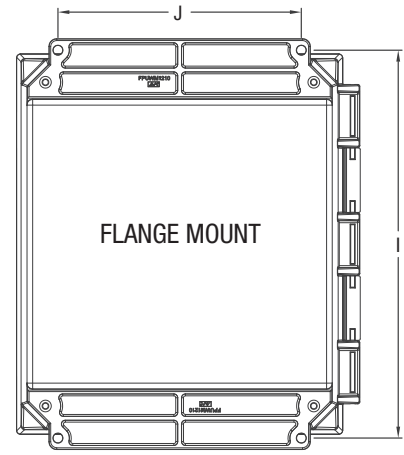
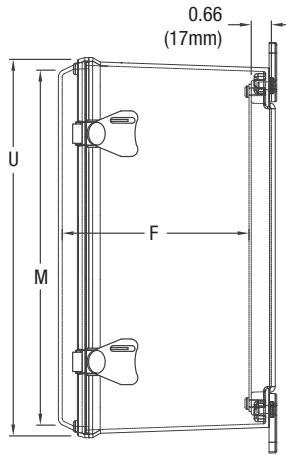
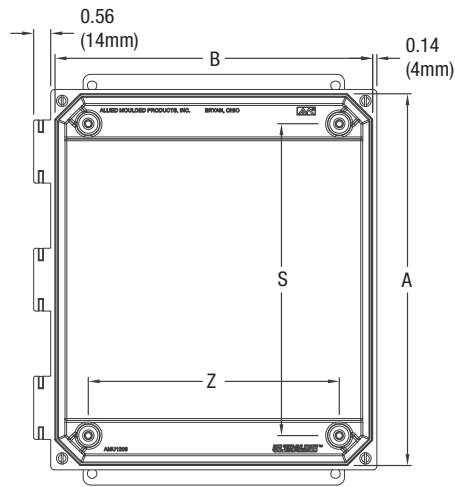
- Compression molded fiberglass reinforced polyester construction with flush, viewing window cover
- Allied Moulded ULTRAGUARD® fiberglass reinforced polyester material formulation - UV stabilized for outdoor use
- Light gray color (RAL 7035)
- Clear, polycarbonate viewing window cover
- 300 series stainless steel lockable latches, and hinge pin
- Partially molded hinge and molded latch keeper
- Gasket made of closed cell neoprene cord encased in a continuous tongue and groove channel
- Polycarbonate flanges (installed) or mounting feet (bagged) with four 300 series stainless steel screws
- #10-32 threaded brass inserts are installed for back panel mounting

ACCESSORIES

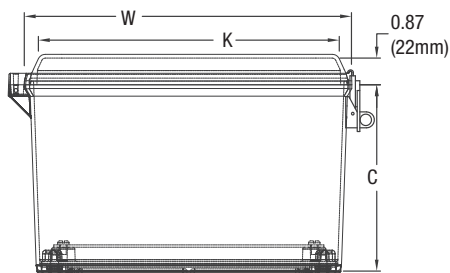
- Optional back panels and hinged front panels
- Optional thermal management products

MODIFICATIONS

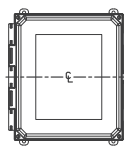
- Custom holes and cutouts
- Molded-in color matches
- EMI/RFI shielding
- Factory-supplied silk screening



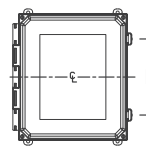
Note: Cover Removed for Clarity



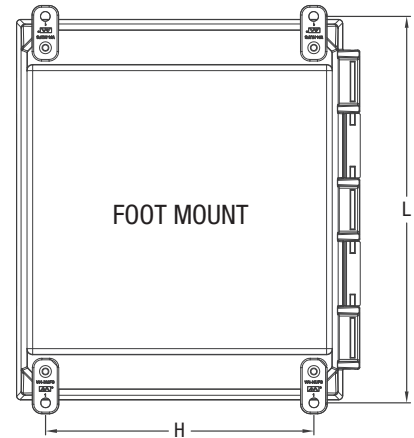
LATCH LOCATIONS



FOR USE ON
6x6x4
8x6x4
10x6x4



FOR USE ON
12x10x6 D=7.50 (191mm)
14x12x6 D=8.00 (203mm)
16x14x8 D=9.00 (229mm)
18x16x10 D=14.56 (370mm)
20x16x10 D=16.81 (427mm)



Part No.	Box Size			Usable Depth	Panel Boss Centers		Panel Sizes		Flange Mount Centers		Foot Mount Centers		Cover Size				Nom. Wall Thickness	Window Dim. (H x W)
	A	B	C		F	S	Z	Height	Width	J	I	H	L	K	M	W		
AMU664TW(F*)	6.05	6.27	4.13	4.11	4.25	4.25	4.81	4.81	4.00	6.88, 6.75	4.91	6.75	5.89	5.67	6.72	6.50	0.13	3.50 x 3.50
	154mm	159mm	105mm	104mm	108mm	108mm	122mm	122mm	102mm	175, 171mm	125mm	171mm	150mm	144mm	171mm	165mm	3mm	90mm x 90mm
AMU864TW(F*)	8.05	6.27	4.13	4.11	6.25	4.25	6.75	4.88	4.00	8.88, 8.75	4.91	8.75	5.89	7.67	6.72	8.50	0.13	5.25 x 4.00
	204mm	159mm	105mm	104mm	154mm	108mm	122mm	122mm	102mm	175, 171mm	125mm	171mm	150mm	144mm	171mm	165mm	3mm	133mm x 102mm
AMU1084TW(F*)	10.05	8.27	4.13	4.11	8.25	6.25	8.75	6.88	6.00	10.75	6.391	10.75	7.89	9.67	8.72	10.50	0.13	6.25 x 4.25
	255mm	210mm	105mm	104mm	210mm	159mm	222mm	175mm	152mm	273mm	176mm	273mm	200mm	246mm	221mm	267mm	3mm	159mm x 108mm
AMU1206TW(F*)	12.05	10.27	6.13	6.11	10.25	8.25	10.75	8.88	8.00	12.75	8.82	12.70	9.89	11.67	10.72	12.50	0.13	8.38 x 6.50
	306mm	261mm	156mm	155mm	260mm	210mm	273mm	226mm	203mm	324mm	224mm	323mm	251mm	296mm	272mm	318mm	3mm	213mm x 165mm
AMU1426TW(F*)	14.05	12.27	6.13	6.11	12.25	10.25	12.75	10.88	10.00	14.75, 14.62	10.82	14.70	11.89	13.67	12.72	14.50	0.13	10.38 x 8.50
	357mm	312mm	156mm	155mm	311mm	260mm	324mm	276mm	254mm	375, 371mm	275mm	373mm	302mm	347mm	323mm	368mm	3mm	264mm x 216mm
AMU1648TW(F*)	16.05	14.27	8.13	8.11	14.25	12.25	14.75	12.88	12.00	16.75	11.47	16.91	13.89	15.67	14.72	16.50	0.14	12.38 x 10.50
	408mm	362mm	207mm	206mm	362mm	311mm	375mm	327mm	305mm	425mm	291mm	430mm	353mm	398mm	374mm	419mm	4mm	314mm x 279mm
AMU1860TW(F*)	18.12	16.34	10.13	10.10	16.25	14.25	16.88	14.88	12.00	18.88, 18.76	13.72	19.16	16.14	17.92	16.97	18.75	0.19	13.00 x 11.00
	460mm	415mm	257mm	257mm	413mm	362mm	429mm	378mm	305mm	480, 477mm	348mm	487mm	410mm	455mm	431mm	476mm	5mm	330mm x 279mm
AMU2060TW(F*)	19.87	16.09	10.13	10.10	17.81	13.81	18.44	14.44	10.00	21.25	13.16	20.53	15.89	19.67	16.72	20.50	0.19	14.00 x 12.00
	505mm	409mm	257mm	257mm	452mm	351mm	468mm	367mm	254mm	540mm	334mm	521mm	404mm	500mm	425mm	521mm	5mm	356mm x 305mm


*Enclosure base part numbers come standard with 4 separately bagged feet (ex. AMU664TW)

Add "F" to the part number for factory installed flanges (ex. AMU664TW(F))

"I" dimensions with multiple numbers indicate slotted holes

All dimensions are in inches unless otherwise noted





AMU Series JIC Size Junction Boxes: Twist Latch Hinged Cover - Clear Polycarbonate

APPLICATION

- Designed to insulate and protect controls and components in both indoor and outdoor applications often found in oil refineries, waste water treatment equipment, and chemical plants
- Especially well suited for high temperature or corrosive environments
- Protects from dirt, dust, oil, and water
- For use with industrial control equipment in ordinary locations
- Clear/polycarbonate, instrumentation cover used in applications where critical electronic equipment must be visible and protected from the elements

STANDARDS

- UL 50 and UL 50E Types 1, 2, 3, 3R, 4, 4X, 12 and 13
- CSA C22.2 No. 94 Types 1, 2, 3, 3R, 4, 4X, 12 and 13
- Complies with
 - NEMA Types 1, 2, 3, 3R, 4, 4X, 12 and 13
 - IEC 60529 Type IP66
 - RoHS directive
- For additional physical properties per industry test standards, please refer to the chart on page 140

CONSTRUCTION

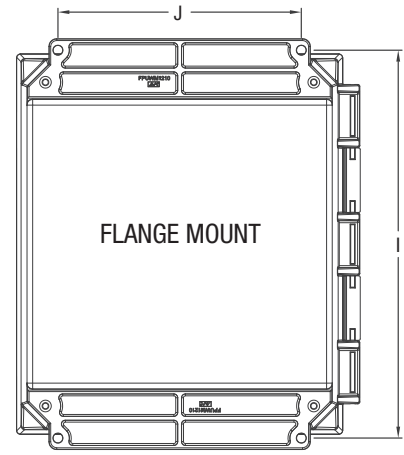
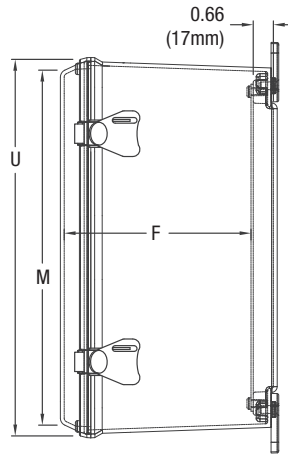
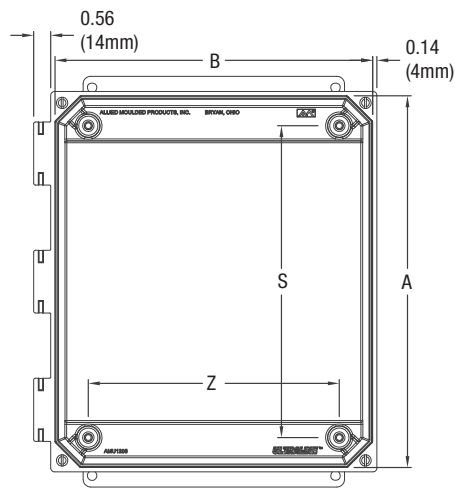
- Compression molded fiberglass reinforced polyester construction with flush, clear polycarbonate cover
- Allied Moulded ULTRAGUARD® fiberglass reinforced polyester material formulation - UV stabilized for outdoor use
- Light gray color (RAL 7035)
- Clear, polycarbonate instrumentation cover
- 300 series stainless steel lockable latches, and hinge pin
- Partially molded hinge and molded latch keeper
- Gasket made of closed cell neoprene cord encased in a continuous tongue and groove channel
- Polycarbonate flanges (installed) or mounting feet (bagged) with four 300 series stainless steel screws
- #10-32 threaded brass inserts are installed for back panel mounting

ACCESSORIES

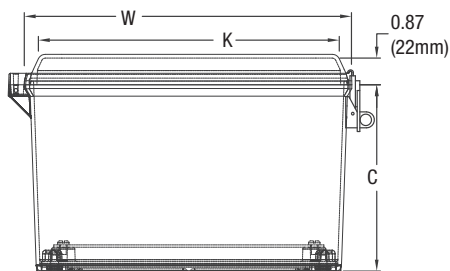
- Optional back panels and hinged front panels
- Optional thermal management products

MODIFICATIONS

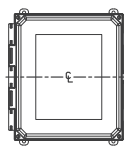
- Custom holes and cutouts
- Molded-in color matches
- EMI/RFI shielding
- Factory-supplied silk screening



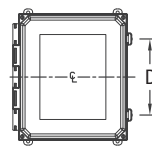
Note: Cover Removed for Clarity



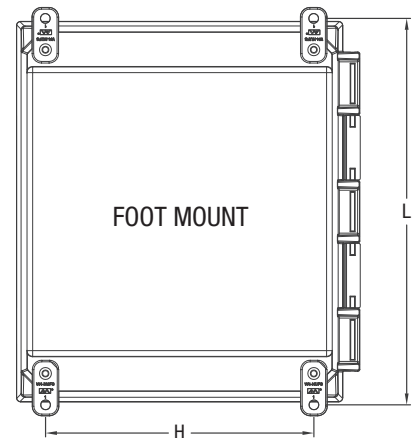
LATCH LOCATIONS



FOR USE ON
6x6x4
8x6x4
10x6x4



FOR USE ON
12x10x6 D=7.50 (191mm)
14x12x6 D=8.00 (203mm)
16x14x8 D=9.00 (229mm)
18x16x10 D=14.56 (370mm)
20x16x10 D=16.81 (427mm)



Part No.	Box Size			Usable Depth F	Panel Boss Centers		Panel Sizes		Flange Mount Centers		Foot Mount Centers		Cover Size				Nom. Wall Thickness
	A	B	C		S	Z	Height	Width	J	I	H	L	K	M	W	U	
AMU664CCT(F*)	6.05 154mm	6.27 159mm	4.13 105mm	4.11 104mm	4.25 108mm	4.25 108mm	4.81 122mm	4.81 122mm	4.00 102mm	6.88, 6.75 175, 171mm	4.91 125mm	6.75 171mm	5.89 150mm	5.67 144mm	6.72 171mm	6.50 165mm	0.13 3mm
AMU864CCT(F*)	8.05 204mm	6.27 159mm	4.13 105mm	4.11 104mm	6.25 159mm	4.25 108mm	6.75 171mm	4.88 124mm	4.00 102mm	8.88, 8.75 226, 222mm	4.91 125mm	8.75 222mm	5.89 150mm	7.67 195mm	6.72 171mm	8.50 216mm	0.13 3mm
AMU1084CCT(F*)	10.05 255mm	8.27 210mm	4.13 105mm	4.11 104mm	8.25 210mm	6.25 159mm	8.75 222mm	6.88 175mm	6.00 152mm	10.75 273mm	6.91 176mm	10.75 273mm	7.89 200mm	9.67 246mm	8.72 221mm	10.50 267mm	0.13 3mm
AMU1206CCT(F*)	12.05 306mm	10.27 261mm	6.13 156mm	6.11 155mm	10.25 260mm	8.25 210mm	10.75 273mm	8.88 226mm	8.00 203mm	12.75 324mm	8.82 224mm	12.70 323mm	9.89 251mm	11.67 296mm	10.72 272mm	12.50 318mm	0.13 3mm
AMU1426CCT(F*)	14.05 357mm	12.27 312mm	6.13 156mm	6.11 155mm	12.25 311mm	10.25 260mm	12.75 324mm	10.88 276mm	10.00 254mm	14.75, 14.62 375, 371mm	10.82 275mm	14.70 373mm	11.89 302mm	13.67 347mm	12.72 323mm	14.50 368mm	0.13 3mm
AMU1648CCT(F*)	16.05 408mm	14.27 362mm	8.13 207mm	8.11 206mm	14.25 362mm	12.25 311mm	14.75 375mm	12.88 327mm	12.00 305mm	16.75 425mm	11.47 291mm	16.91 430mm	13.89 353mm	15.67 398mm	14.72 374mm	16.50 419mm	0.14 4mm

*Enclosure base part numbers come standard with 4 separately bagged feet (ex. AMU664CCT)

Add "F" to the part number for factory installed flanges (ex. AMU664CCTF)

"I" dimensions with multiple numbers indicate slotted holes

All dimensions are in inches unless otherwise noted





CONTROL SERIES


The larger Control Series offers standard features as well as full-panel access and all usable panel space. In addition, the standard grey cover is available with or without a full-length polycarbonate viewing window. Other options include removable aluminum hinged front panel and back panels.

Control Series enclosures insulate and protect controls and components against the toughest elements in the harshest environments. Available in popular larger sizes and depths and with standard stainless steel hinges and latches.

Control Series Features & Benefits

- Molded ULTRAGUARD® fiberglass reinforced polyester material construction for durability
- One-piece body construction provides added dimensional stability
- Standards sizes from 24" x 20" x 9-3/4" to 30" x 24" x 11-3/4"
- Closed-cell neoprene gasket encased in a continuous channel
- Raised cover for additional depth
- 300 series stainless steel hardware and mounting feet
- Mounting panel inserts for optional back panel
- Optional Hinged Front Panel
- UV stabilized for outdoor use






Suitable Applications

- Electrical junctions
- Terminal wiring
- Electrical and electronic controls, instruments, components
- Housing pushbuttons, switches or other devices
- Other industrial control equipment



Control Series Specifications

- Non-corrosive
- Non-conductive
- Temperature-resistant
- Fire-resistant
- Rated NEMA 1, 2, 3, 3R 4, 4X, 12, 13
- UL listed
- CSA certified
- Compliant with RoHS directive



Accessories

- Back panels available in painted carbon steel, aluminum, fiberglass, or galvanized steel
- Aluminum hinged front panel for configuration flexibility
- UV resistant polycarbonate viewing windows
- Thermal management products


Modifications

We are pleased to modify any of our standard products to fit your needs. We have the lowest volume requirements on custom work in the industry, and quick turnaround time.

We can modify any of our Control Series enclosures with:

- Custom size holes and cutouts
- Custom size polycarbonate viewing windows
- Molded-in color matches
- EMI/RFI shielding
- Factory-supplied silk screening

For complete details on factory modifications including a modification request form, see pages 136-138.



Control Series: Snap Latch Hinged Cover

APPLICATION

- Designed to insulate and house electrical and electronic controls, instruments or components for indoor and outdoor applications
- Especially well suited for high temperature or corrosive environments
- Protects from dirt, dust, oil and water

STANDARDS

- UL 50 and UL 50E Types 1, 2, 3, 3R, 4, 4X, 12 and 13
- CSA C22.2 No. 94 Types 1, 2, 3, 3R, 4, 4X, 12 and 13
- Complies with
 - NEMA Types 1, 2, 3, 3R, 4, 4X, 12 and 13
 - IEC 60529 Type IP66
 - RoHS directive
- For additional physical properties per industry test standards, please refer to the chart on page 140

CONSTRUCTION

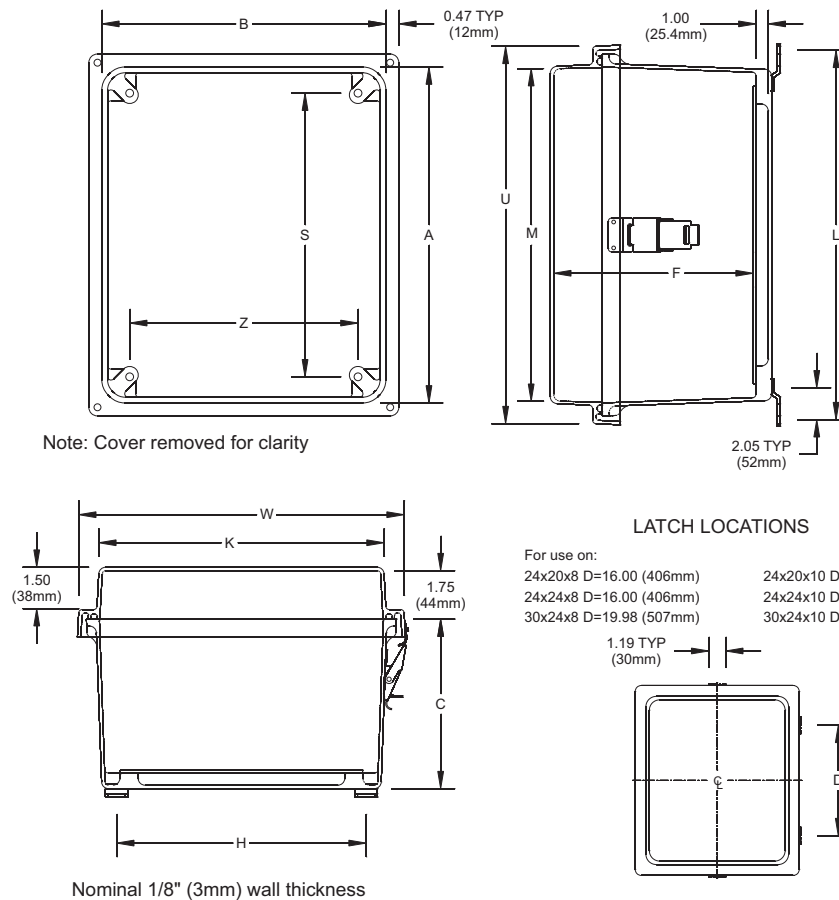
- Strong, molded ULTRAGUARD® fiberglass reinforced polyester material construction with matching raised cover
- Full panel access
- All usable panel space
- 300 series stainless steel snap latches feature padlock hasp
- Two 300 series stainless steel hinges
- Closed-cell neoprene gasket encased in a continuous channel
- 300 series stainless steel wall mounting feet with 3/8-16 stainless steel screws included
- 3/8-16 threaded inserts are installed for optional back panel
- ULTRAGUARD® fiberglass material is easily punched, drilled or sawed
- UV stabilized for outdoor use

ACCESSORIES

- Optional back panels (See table on pages 128-129)
- Optional hinged front panel (See table on page 130)
- Optional thermal management products (See pages 131-132)

MODIFICATIONS


- Custom size holes and cutouts
- Custom size polycarbonate viewing windows
- Molded-in color matches
- EMI/RFI shielding
- Factory-supplied silk screening



Part No.	Box Size			Usable Depth	Panel Boss Centers		Panel Sizes		Foot Mount Centers		Cover Size			
	A	B	C		F	S	Height	Width	H	L	K	M	U	W
AM24208RL	24.00 610mm	20.00 508mm	8.13 207mm	8.56 217mm	19.25 489mm	15.25 387mm	21.00 533mm	17.00 432mm	18.75 476mm	26.85 682mm	20.16 512mm	24.16 614mm	25.59 650mm	21.59 548mm
AM24248RL	24.00 610mm	24.00 610mm	8.13 207mm	8.56 217mm	19.25 489mm	19.25 489mm	21.00 533mm	21.00 533mm	22.75 578mm	26.85 682mm	24.16 614mm	24.16 614mm	25.59 650mm	25.59 650mm
AM30248RL	30.00 762mm	24.00 610mm	8.13 207mm	8.56 217mm	25.25 641mm	19.25 489mm	27.00 686mm	21.00 533mm	22.75 578mm	32.85 834mm	24.16 614mm	30.16 766mm	31.59 802mm	25.59 650mm
AM24200RL	24.00 610mm	20.00 508mm	10.13 257mm	10.56 268mm	19.25 489mm	15.25 387mm	21.00 533mm	17.00 432mm	18.75 476mm	26.85 682mm	20.16 512mm	24.16 614mm	25.59 650mm	21.59 548mm
AM24240RL	24.00 610mm	24.00 610mm	10.13 257mm	10.56 268mm	19.25 489mm	19.25 489mm	21.00 533mm	21.00 533mm	22.75 578mm	26.85 682mm	24.16 614mm	24.16 614mm	25.59 650mm	25.59 650mm
AM30240RL	30.00 762mm	24.00 610mm	10.13 257mm	10.56 268mm	25.25 641mm	19.25 489mm	27.00 686mm	21.00 533mm	22.75 578mm	32.85 834mm	24.16 614mm	30.16 766mm	31.59 802mm	25.59 650mm

All dimensions are in inches unless otherwise noted.





Control Series: Snap Latch Hinged Cover With Window

APPLICATION

- Designed to insulate and house electrical and electronic controls, instruments or components for indoor and outdoor applications
- Especially well suited for high temperature or corrosive environments
- Protects from dirt, dust, oil and water
- Window unit provides viewing area for instrumentation or equipment

STANDARDS

- UL 50 and UL 50E Types 1, 2, 3, 3R, 4, 4X, 12 and 13
- CSA C22.2 No. 94 Types 1, 2, 3, 3R, 4, 4X, 12 and 13
- Complies with
 - NEMA Types 1, 2, 3, 3R, 4, 4X, 12 and 13
 - IEC 60529 Type IP66
 - RoHS directive
- For additional physical properties per industry test standards, please refer to the chart on page 140

CONSTRUCTION

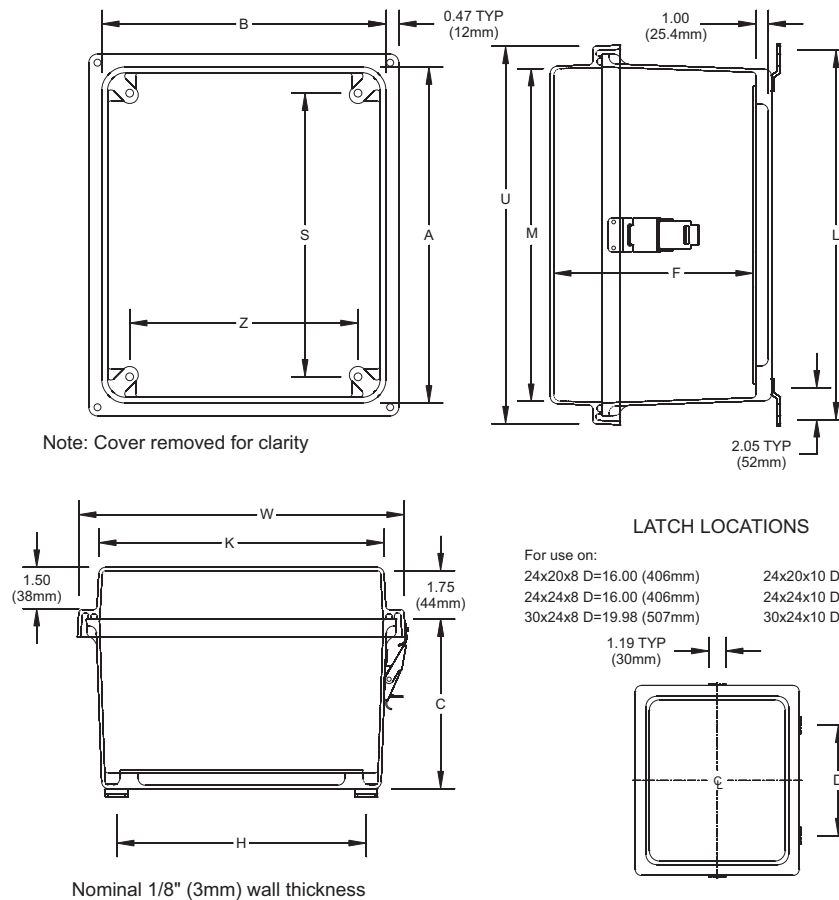
- Strong, molded ULTRAGUARD® fiberglass reinforced polyester material construction with matching raised cover
- Full panel access
- All usable panel space
- UV resistant polycarbonate viewing window
- 300 series stainless steel snap latches feature padlock hasp
- Two 300 series stainless steel hinges
- Closed-cell neoprene gasket encased in a continuous channel
- 300 series stainless steel wall mounting feet with 3/8-16 stainless steel screws included
- 3/8-16 threaded inserts are installed for optional back panel
- ULTRAGUARD® fiberglass material is easily punched, drilled or sawed
- UV stabilized for outdoor use

ACCESSORIES

- Optional back panels (See table on pages 128-129)
- Optional hinged front panel (See table on page 130)
- Optional thermal management products (See pages 131-132)

MODIFICATIONS


- Custom size holes and cutouts
- Molded-in color matches
- EMI/RFI shielding
- Factory-supplied silk screening



Part No.	Box Size			Usable Depth F	Panel Boss Centers		Panel Sizes		Foot Mount Centers		Cover Size				Window Dimension (height x width)
	A	B	C		S	Z	Height	Width	H	L	K	M	U	W	
AM24208RLW	24.00 610mm	20.00 508mm	8.13 207mm	8.56 217mm	19.25 489mm	15.25 387mm	21.00 533mm	17.00 432mm	18.75 476mm	26.85 682mm	20.16 512mm	24.16 614mm	25.59 650mm	21.59 548mm	16.00 X 12.00 406mm X 305mm
AM24248RLW	24.00 610mm	24.00 610mm	8.13 207mm	8.56 217mm	19.25 489mm	19.25 489mm	21.00 533mm	21.00 533mm	22.75 578mm	26.85 682mm	24.16 614mm	24.16 614mm	25.59 650mm	25.59 650mm	16.00 X 16.00 406mm X 406mm
AM30248RLW	30.00 762mm	24.00 610mm	8.13 207mm	8.56 217mm	25.25 641mm	19.25 489mm	27.00 686mm	21.00 533mm	22.75 578mm	32.85 834mm	24.16 614mm	30.16 766mm	31.59 802mm	25.59 650mm	23.00 X 17.00 584mm X 432mm
AM24200RLW	24.00 610mm	20.00 508mm	10.13 257mm	10.56 268mm	19.25 489mm	15.25 387mm	21.00 533mm	17.00 432mm	18.75 476mm	26.85 682mm	20.16 512mm	24.16 614mm	25.59 650mm	21.59 548mm	16.00 X 12.00 406mm X 305mm
AM24240RLW	24.00 610mm	24.00 610mm	10.13 257mm	10.56 268mm	19.25 489mm	19.25 489mm	21.00 533mm	21.00 533mm	22.75 578mm	26.85 682mm	24.16 614mm	24.16 614mm	25.59 650mm	25.59 650mm	16.00 X 16.00 406mm X 406mm
AM30240RLW	30.00 762mm	24.00 610mm	10.13 257mm	10.56 268mm	25.25 641mm	19.25 489mm	27.00 686mm	21.00 533mm	22.75 578mm	32.85 834mm	24.16 614mm	30.16 766mm	31.59 802mm	25.59 650mm	23.00 X 17.00 584mm X 432mm

All dimensions are in inches unless otherwise noted.





Control Series: Twist Latch Hinged Cover

APPLICATION

- Designed to insulate and house electrical and electronic controls, instruments or components for indoor and outdoor applications
- Especially well suited for high temperature or corrosive environments
- Protects from dirt, dust, oil and water

STANDARDS

- UL 50 and UL 50E Types 1, 2, 3, 3R, 4, 4X, 12 and 13
- CSA C22.2 No. 94 Types 1, 2, 3, 3R, 4, 4X, 12 and 13
- Complies with
 - NEMA Types 1, 2, 3, 3R, 4, 4X, 12 and 13
 - IEC 60529 Type IP66
 - RoHS directive
- For additional physical properties per industry test standards, please refer to the chart on page 140

CONSTRUCTION

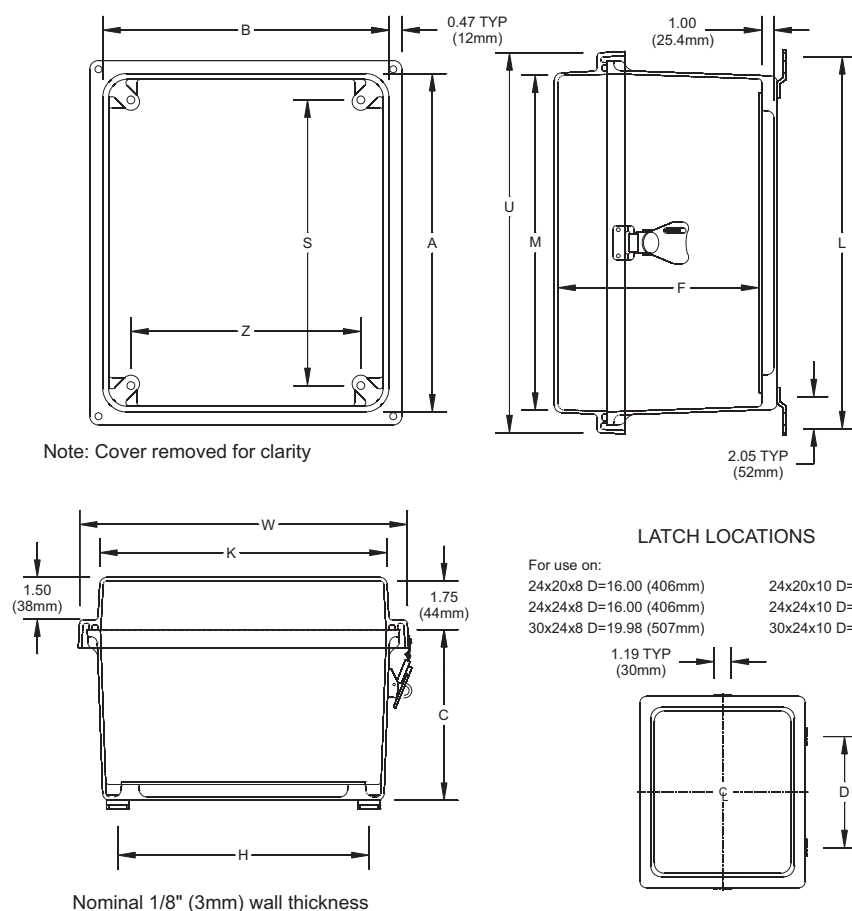
- Strong, molded ULTRAGUARD® fiberglass reinforced polyester material construction with matching raised cover
- Full panel access
- All usable panel space
- 300 series stainless steel twist latches feature padlock hasp
- Two 300 series stainless steel hinges
- Closed-cell neoprene gasket encased in a continuous channel
- 300 series stainless steel wall mounting feet with 3/8-16 stainless steel screws included
- 3/8-16 threaded inserts are installed for optional back panel
- ULTRAGUARD® fiberglass material is easily punched, drilled or sawed
- UV stabilized for outdoor use

ACCESSORIES

- Optional back panels (See table on pages 128-129)
- Optional hinged front panel (See table on page 130)
- Optional thermal management products (See pages 131-132)

MODIFICATIONS


- Custom size holes and cutouts
- Custom size polycarbonate viewing windows
- Molded-in color matches
- EMI/RFI shielding
- Factory-supplied silk screening



Part No.	Box Size			Usable Depth	Panel Boss Centers			Panel Sizes		Foot Mount Centers		Cover Size			
	A	B	C		F	S	Z	Height	Width	H	L	K	M	U	W
AM24208RT	24.00 610mm	20.00 508mm	8.13 207mm	8.56 217mm	19.25 489mm	15.25 387mm	21.00 533mm	17.00 432mm	18.75 476mm	26.85 682mm	20.16 512mm	24.16 614mm	25.59 650mm	21.59 548mm	
AM24248RT	24.00 610mm	24.00 610mm	8.13 207mm	8.56 217mm	19.25 489mm	19.25 489mm	21.00 533mm	21.00 533mm	22.75 578mm	26.85 682mm	24.16 614mm	24.16 614mm	25.59 650mm	25.59 650mm	
AM30248RT	30.00 762mm	24.00 610mm	8.13 207mm	8.56 217mm	25.25 641mm	19.25 489mm	27.00 686mm	21.00 533mm	22.75 578mm	32.85 834mm	24.16 614mm	30.16 766mm	31.59 802mm	25.59 650mm	
AM24200RT	24.00 610mm	20.00 508mm	10.13 257mm	10.56 268mm	19.25 489mm	15.25 387mm	21.00 533mm	17.00 432mm	18.75 476mm	26.85 682mm	20.16 512mm	24.16 614mm	25.59 650mm	21.59 548mm	
AM24240RT	24.00 610mm	24.00 610mm	10.13 257mm	10.56 268mm	19.25 489mm	19.25 489mm	21.00 533mm	21.00 533mm	22.75 578mm	26.85 682mm	24.16 614mm	24.16 614mm	25.59 650mm	25.59 650mm	
AM30240RT	30.00 762mm	24.00 610mm	10.13 257mm	10.56 268mm	25.25 641mm	19.25 489mm	27.00 686mm	21.00 533mm	22.75 578mm	32.85 834mm	24.16 614mm	30.16 766mm	31.59 802mm	25.59 650mm	

All dimensions are in inches unless otherwise noted.





Control Series: Twist Latch Hinged Cover With Window

APPLICATION

- Designed to insulate and house electrical and electronic controls, instruments or components for indoor and outdoor applications
- Especially well suited for high temperature or corrosive environments
- Protects from dirt, dust, oil and water
- Window unit provides viewing area for instrumentation or equipment

STANDARDS

- UL 50 and UL 50E Types 1, 2, 3, 3R, 4, 4X, 12 and 13
- CSA C22.2 No. 94 Types 1, 2, 3, 3R, 4, 4X, 12 and 13
- Complies with
 - NEMA Types 1, 2, 3, 3R, 4, 4X, 12 and 13
 - IEC 60529 Type IP66
 - RoHS directive
- For additional physical properties per industry test standards, please refer to the chart on page 140

CONSTRUCTION

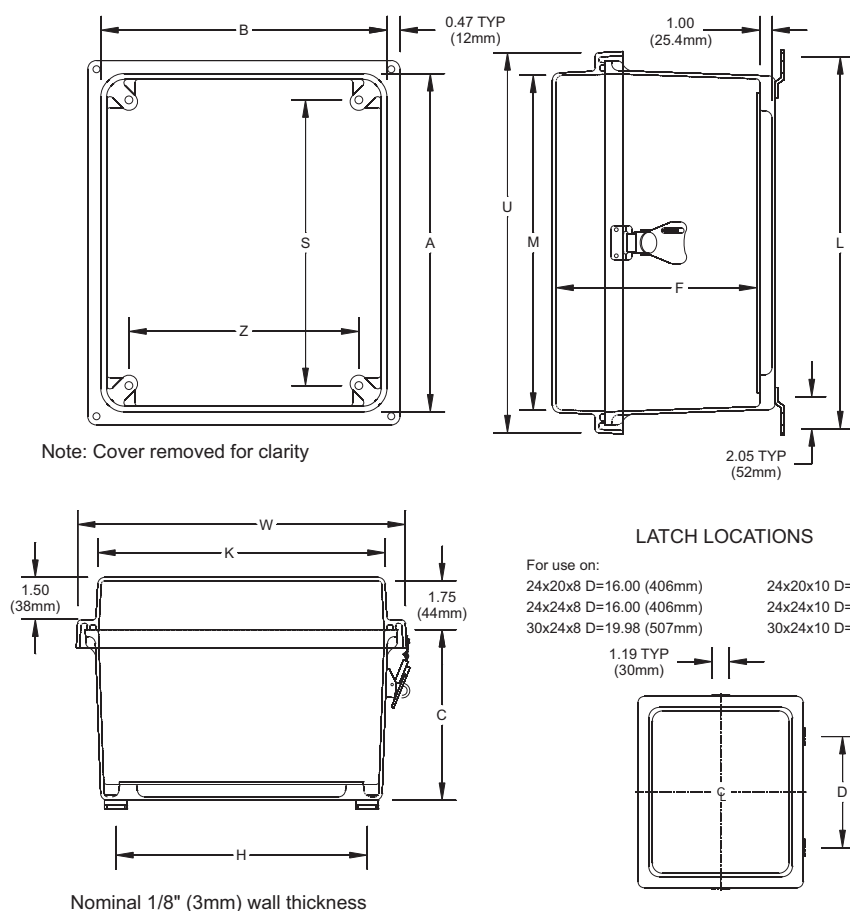
- Strong, molded ULTRAGUARD® fiberglass reinforced polyester material construction with matching raised cover
- Full panel access
- All usable panel space
- UV resistant polycarbonate viewing window
- 300 series stainless steel twist latches feature padlock hasp
- Two 300 series stainless steel hinges
- Closed-cell neoprene gasket encased in a continuous channel
- 300 series stainless steel wall mounting feet with 3/8-16 stainless steel screws included
- 3/8-16 threaded inserts are installed for optional back panel
- ULTRAGUARD® fiberglass material is easily punched, drilled or sawed
- UV stabilized for outdoor use

ACCESSORIES

- Optional back panels (See table on pages 128-129)
- Optional hinged front panel (See table on page 130)
- Optional thermal management products (See pages 131-132)

MODIFICATIONS

- Custom size holes and cutouts
- Molded-in color matches
- EMI/RFI shielding
- Factory-supplied silk screening



Part No.	Box Size			Usable Depth F	Panel Boss Centers		Panel Sizes		Foot Mount Centers		Cover Size				Window Dimension (height x width)
	A	B	C		S	Z	Height	Width	H	L	K	M	U	W	
AM24208RTW	24.00 610mm	20.00 508mm	8.13 207mm	8.56 217mm	19.25 489mm	15.25 387mm	21.00 533mm	17.00 432mm	18.75 476mm	26.85 682mm	20.16 512mm	24.16 614mm	25.59 650mm	21.59 548mm	16.00 X 12.00 406mm X 305mm
AM24248RTW	24.00 610mm	24.00 610mm	8.13 207mm	8.56 217mm	19.25 489mm	19.25 489mm	21.00 533mm	21.00 533mm	22.75 578mm	26.85 682mm	24.16 614mm	24.16 614mm	25.59 650mm	25.59 650mm	16.00 X 16.00 406mm X 406mm
AM30248RTW	30.00 762mm	24.00 610mm	8.13 207mm	8.56 217mm	25.25 641mm	19.25 489mm	27.00 686mm	21.00 533mm	22.75 578mm	32.85 834mm	24.16 614mm	30.16 766mm	31.59 802mm	25.59 650mm	23.00 X 17.00 584mm X 432mm
AM24200RTW	24.00 610mm	20.00 508mm	10.13 257mm	10.56 268mm	19.25 489mm	15.25 387mm	21.00 533mm	17.00 432mm	18.75 476mm	26.85 682mm	20.16 512mm	24.16 614mm	25.59 650mm	21.59 548mm	16.00 X 12.00 406mm X 305mm
AM24240RTW	24.00 610mm	24.00 610mm	10.13 257mm	10.56 268mm	19.25 489mm	19.25 489mm	21.00 533mm	21.00 533mm	22.75 578mm	26.85 682mm	24.16 614mm	24.16 614mm	25.59 650mm	25.59 650mm	16.00 X 16.00 406mm X 406mm
AM30240RTW	30.00 762mm	24.00 610mm	10.13 257mm	10.56 268mm	25.25 641mm	19.25 489mm	27.00 686mm	21.00 533mm	22.75 578mm	32.85 834mm	24.16 614mm	30.16 766mm	31.59 802mm	25.59 650mm	23.00 X 17.00 584mm X 432mm

All dimensions are in inches unless otherwise noted.





EMPIRE SERIES




For your largest applications, turn to the Empire Series from Allied Moulded. Fiberglass construction offers durability and strength without the excessive weight of a comparable metal enclosure. Available in ten standard sizes, including eight wall mount cabinets from 36" x 30" x 12" to 60" x 36" x 16" and two freestanding sizes up to 72" x 49" x 25". A full range of modification services are also available on our Empire Series enclosures.

Empire Series Features & Benefits

- ULTRAGUARD® fiberglass reinforced polyester material construction for durability
- Continuous stainless steel hinge
- Flexible, self-gripping gasket compresses over flange for tight seal
- Wall mount units come with two latching options to meet NEMA Type 4X requirements: (a) three 300 series stainless steel twist latches with a padlock hasp or (b) padlockable 3-point latching handles
- Freestanding units have padlockable 3-point latching handles which meet NEMA Type 4 requirements
- Optional white painted carbon steel back panels are fully interchangeable with other specified enclosures

Suitable Applications

- Electrical junctions
- Terminal wiring
- Electrical and electronic controls, instruments, components
- Housing pushbuttons, switches or other devices
- Other industrial control equipment



Empire Series: Wall Mount Twist Latch Hinged Cover



APPLICATION

- Designed to insulate and house electrical and electronic controls, instruments or components for indoor and outdoor applications
- Especially well suited for high temperature or corrosive environments
- Protects from dirt, dust, oil and water

STANDARDS

- UL 50 and UL 50E Types 1, 4, and 4X
- CSA C22.2 No. 94 Types 1, 4, and 4X
- Complies with
 - NEMA Types 1, 4, and 4X
 - IEC 60529 Type IP66
 - RoHS directive
- For additional physical properties per industry test standards, please refer to the chart on page 140

CONSTRUCTION

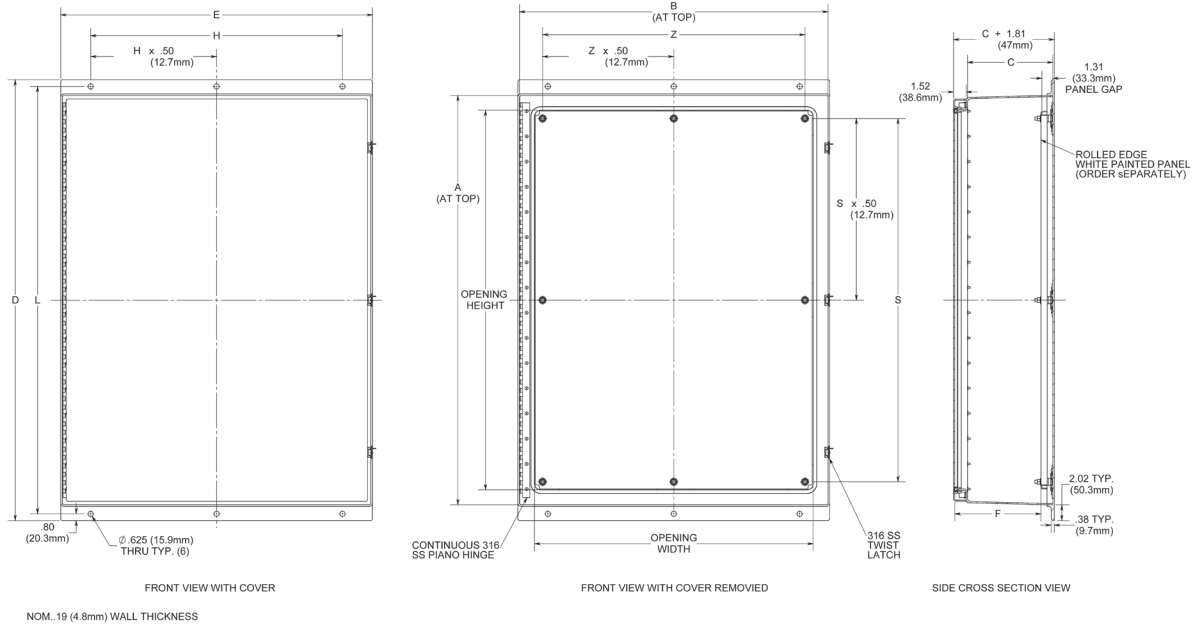
- Durable, corrosion resistant ULTRAGUARD® fiberglass material construction
- Flexible, self-gripping gasket compresses over flange for tight seal and needs only three closure twist latches to meet NEMA 4X requirements (AM6036 requires 4 latches)
- Heavy-duty continuous 300 series stainless steel hinge
- 300 series stainless steel twist latches feature padlock hasp
- ULTRAGUARD® fiberglass material has UV inhibitors which provide ideal protection from outdoor weathering

ACCESSORIES

- Optional painted carbon steel back panels (See page 129)
- Optional thermal management products (See pages 131-132)
- Optional print pocket (See page 131)

MODIFICATIONS

- See page 136-138



Part No.	Box Dim. at Top			Overall Box Dim.		Usable Depth	Flange Mount		Opening		Panel Studs			Panel Size	
	A	B	C	D	E	F	H	L	Height	Width	# of Studs	S	Z	Height	Width
AM363012L	36.25	30.25	10.14	40.50	31.15	10.27	24.00	38.90	33.50	27.50	6	31.25	25.25	33.00	27.00
	921mm	768mm	258mm	1,029mm	791mm	261mm	610mm	988mm	851mm	699mm		794mm	641mm	838mm	686mm
AM363016L	36.04	30.04	14.16	40.50	31.15	14.27	24.00	38.90	33.50	27.50	6	31.25	25.25	33.00	27.00
	915mm	763mm	359mm	1,029mm	791mm	362mm	610mm	988mm	851mm	699mm		794mm	641mm	838mm	686mm
AM363612L	36.25	36.25	10.14	40.50	37.15	10.27	30.00	38.90	33.50	33.50	8	31.25	31.25	33.00	33.00
	921mm	921mm	258mm	1,029mm	944mm	261mm	762mm	988mm	851mm	851mm		794mm	794mm	838mm	838mm
AM363616L	36.04	36.04	14.14	40.50	37.15	14.27	30.00	38.90	33.50	33.50	8	31.25	31.25	33.00	33.00
	915mm	915mm	3659mm	1,029mm	944mm	362mm	762mm	988mm	851mm	851mm		794mm	794mm	838mm	838mm
AM483612L	48.25	36.25	10.14	52.50	37.15	10.27	30.00	50.90	45.50	33.50	8	43.25	31.25	45.00	33.00
	1,226mm	921mm	258mm	1,334mm	944mm	261mm	762mm	1,293mm	1,156mm	851mm		1,099mm	794mm	1,143mm	838mm
AM483616L	48.04	36.04	14.164	52.50	37.15	14.27	30.00	50.90	45.50	33.50	8	43.25	31.25	45.00	33.00
	1,220mm	915mm	359mm	1,334mm	944mm	362mm	762mm	1,293mm	1,156mm	851mm		1,099mm	794mm	1,143mm	838mm
AM603612L	60.25	36.25	10.14	64.50	37.15	10.27	30.00	62.90	57.50	33.50	8	55.25	31.25	57.00	33.00
	1,530mm	921mm	258mm	1,638mm	944mm	261mm	762mm	1,598mm	1,461mm	851mm		1,403mm	794mm	1,448mm	838mm
AM603616L	60.04	36.04	14.14	64.50	37.15	14.27	30.00	62.90	57.50	33.50	8	55.25	31.25	57.00	33.00
	1,525mm	915mm	360mm	1,638mm	944mm	362mm	762mm	1,598mm	1,461mm	851mm		1,403mm	794mm	1,448mm	838mm

All dimensions are in inches unless otherwise noted.

EMPIRE SERIES





Empire Series: Wall Mount 3-Point Latch Hinged Cover

APPLICATION

- Designed to insulate and house electrical and electronic controls, instruments or components for indoor and outdoor applications
- Especially well suited for high temperature or corrosive environments
- Protects from dirt, dust, oil and water

STANDARDS

- UL 50 and UL 50E Types 1, 4, and 4X
- CSA C22.2 No. 94 Types 1, 4, and 4X
- Complies with
 - NEMA Types 1, 2, 3, 3R, 4, 4X, 12 and 13
 - IEC 60529 Type IP66
 - RoHS directive
- For additional physical properties per industry test standards, please refer to the chart on page 140

CONSTRUCTION

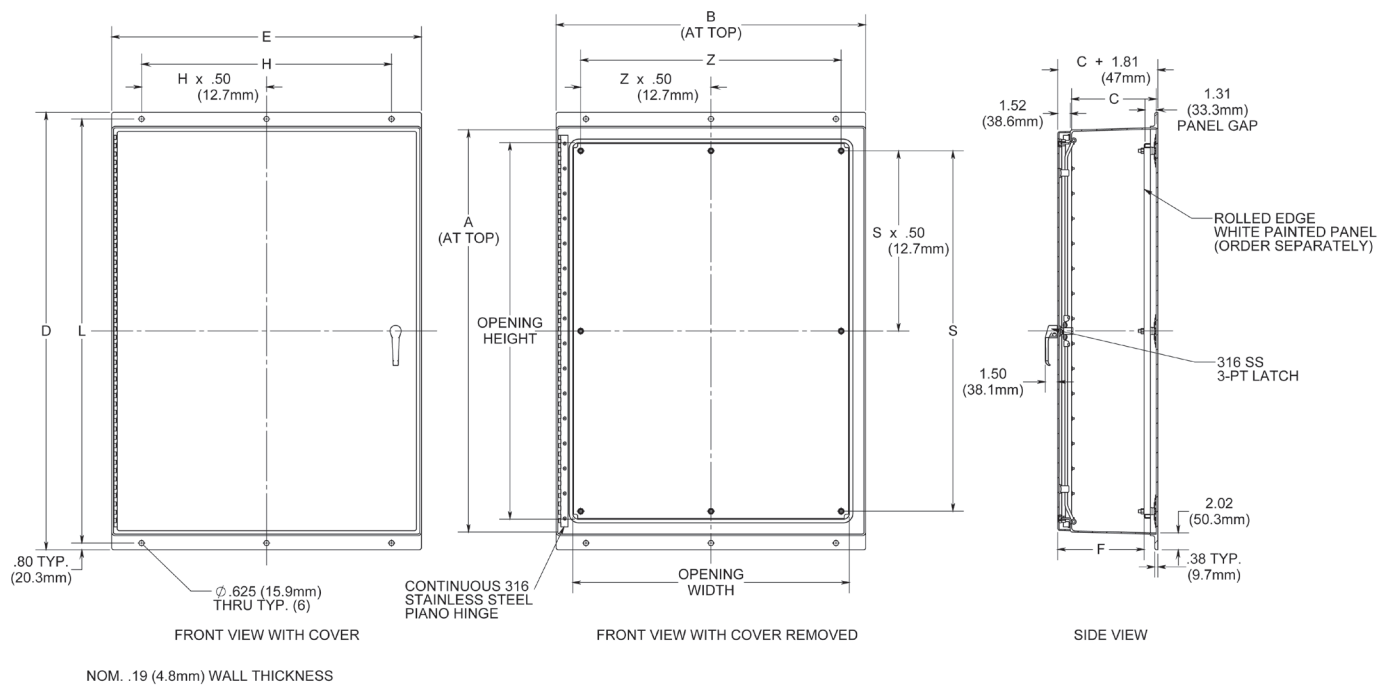
- Durable, corrosion resistant ULTRAGUARD® fiberglass material construction
- Flexible, self-gripping gasket compresses over flange for tight seal and has one 3-point latching handle with padlocking provision
- Heavy-duty continuous 300 series stainless steel hinge
- ULTRAGUARD® fiberglass material has UV inhibitors which provide ideal protection from outdoor weathering

ACCESSORIES

- Optional painted carbon steel back panels (See page 129)
- Optional thermal management products (See pages 131-132)
- Optional print pocket (See page 131)

MODIFICATIONS

- See page 136-138



Part No.	Box Dim. at Top			Overall Box Dim.		Usable Depth	Flange Mount		Opening		Panel Studs			Panel Size	
	A	B	C	D	E	F	H	L	Height	Width	# of Studs	S	Z	Height	Width
AM363012L3PT	36.25	30.25	10.14	40.50	31.15	10.27	24.00	38.90	33.50	27.50	6	31.25	25.25	33.00	27.00
	921mm	768mm	258mm	1,029mm	791mm	261mm	610mm	988mm	851mm	699mm		794mm	641mm	838mm	686mm
AM363016L3PT	36.04	30.04	14.16	40.50	31.15	14.27	24.00	38.90	33.50	27.50	6	31.25	25.25	33.00	27.00
	915mm	763mm	359mm	1,029mm	791mm	362mm	610mm	988mm	851mm	699mm		794mm	641mm	838mm	686mm
AM363612L3PT	36.25	36.25	10.14	40.50	37.15	10.27	30.00	38.90	33.50	33.50	8	31.25	31.25	33.00	33.00
	921mm	921mm	258mm	1,029mm	944mm	261mm	762mm	988mm	851mm	851mm		794mm	794mm	838mm	838mm
AM363616L3PT	36.04	36.04	14.14	40.50	37.15	14.27	30.00	38.90	33.50	33.50	8	31.25	31.25	33.00	33.00
	915mm	915mm	3659mm	1,029mm	944mm	362mm	762mm	988mm	851mm	851mm		794mm	794mm	838mm	838mm
AM483612L3PT	48.25	36.25	10.14	52.50	37.15	10.27	30.00	50.90	45.50	33.50	8	43.25	31.25	45.00	33.00
	1,226mm	921mm	258mm	1,334mm	944mm	261mm	762mm	1,293mm	1,156mm	851mm		1,099mm	794mm	1,143mm	838mm
AM483616L3PT	48.04	36.04	14.164	52.50	37.15	14.27	30.00	50.90	45.50	33.50	8	43.25	31.25	45.00	33.00
	1,220mm	915mm	359mm	1,334mm	944mm	362mm	762mm	1,293mm	1,156mm	851mm		1,099mm	794mm	1,143mm	838mm
AM603612L3PT	60.25	36.25	10.14	64.50	37.15	10.27	30.00	62.90	57.50	33.50	8	55.25	31.25	57.00	33.00
	1,530mm	921mm	258mm	1,638mm	944mm	261mm	762mm	1,598mm	1,461mm	851mm		1,403mm	794mm	1,448mm	838mm
AM603616L3PT	60.04	36.04	14.14	64.50	37.15	14.27	30.00	62.90	57.50	33.50	8	55.25	31.25	57.00	33.00
	1,525mm	915mm	360mm	1,638mm	944mm	362mm	762mm	1,598mm	1,461mm	851mm		1,403mm	794mm	1,448mm	838mm

All dimensions are in inches unless otherwise noted.

EMPIRE SERIES





Empire Series: Free Standing Single Door



APPLICATION

- Designed to insulate and house electrical and electronic controls, instruments or components for indoor and outdoor applications
- Especially well suited for high temperature or corrosive environments
- Protects from dirt, dust, oil and water

STANDARDS

- UL 50 and UL 50E Types 1, 4, and 4X
- CSA C22.2 No. 94 Types 1, 4, and 4X
- Complies with
 - NEMA Types 1, 2, 3, 3R, 4, 4X, 12 and 13
 - IEC 60529 Type IP66
 - RoHS directive
- For additional physical properties per industry test standards, please refer to the chart on page 140

CONSTRUCTION

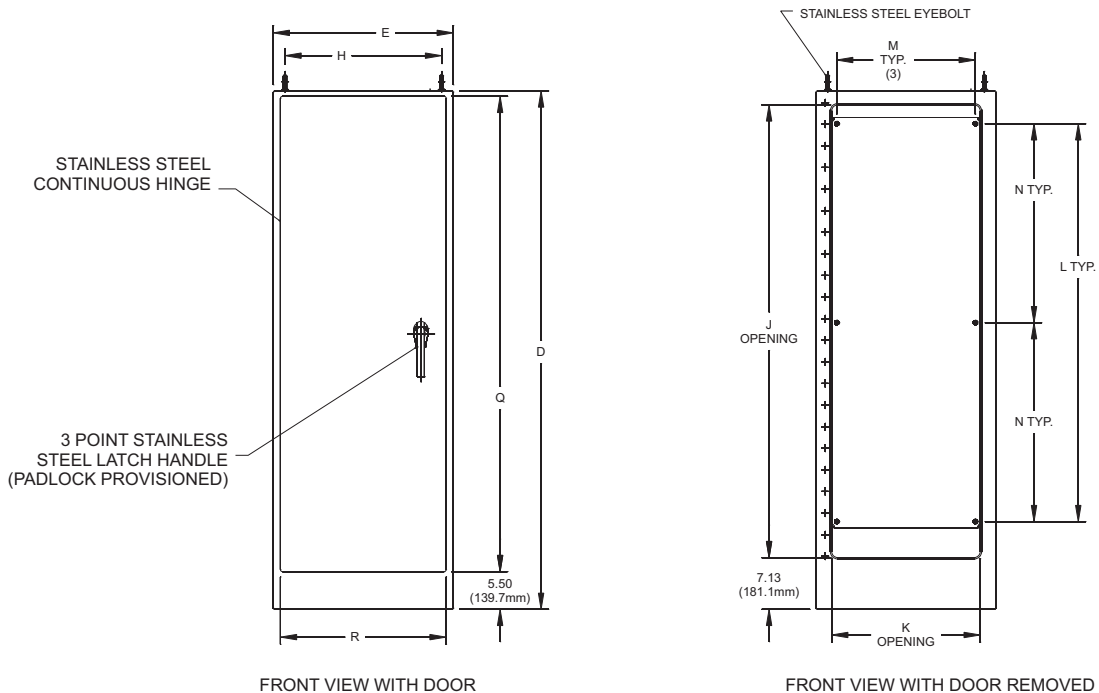
- Durable, corrosion resistant ULTRAGUARD® fiberglass material construction
- Soft, self-gripping gasket compresses over flange for tight seal and has one 3 point latching handle with padlocking provision
- Heavy-duty continuous 300 series stainless steel hinge
- ULTRAGUARD® fiberglass material has UV inhibitors which provide ideal protection from outdoor weathering
- Heavy duty lifting eyes
- Molded-in drip shield

ACCESSORIES

- Optional painted carbon steel back panels
- Optional thermal management products (See pages 131-132)
- Optional print pocket (See page 131)

MODIFICATIONS

- See page 136-138



Part No.	D	E	F	H	J	K	L	M	N	P	Q	R	# PANEL MOUNT STUDS
AM722525FS	72.00 1829mm	25.00 635mm	24.50 622mm	21.75 552mm	62.88 1597mm	20.63 524mm	55.25 1403mm	19.25 489mm	27.63 702mm	12.25 311mm	66.00 1676mm	23.00 584mm	6

All dimensions are in inches unless otherwise noted.

Optional Carbon Steel Back Panel		
Part No.	Height	Width
P7225CS	57.00 1448mm	21.00 533mm





Empire Series: Free Standing Double Door



APPLICATION

- Designed to insulate and house electrical and electronic controls, instruments or components for indoor and outdoor applications
- Especially well suited for high temperature or corrosive environments
- Protects from dirt, dust, oil and water

STANDARDS

- UL 50 and UL 50E Types 1, 4, and 4X
- CSA C22.2 No. 94 Types 1, 4, and 4X
- Complies with
 - NEMA Types 1, 4, and 4X
 - IEC 60529 Type IP66
- For additional physical properties per industry test standards, please refer to the chart on page 140

CONSTRUCTION

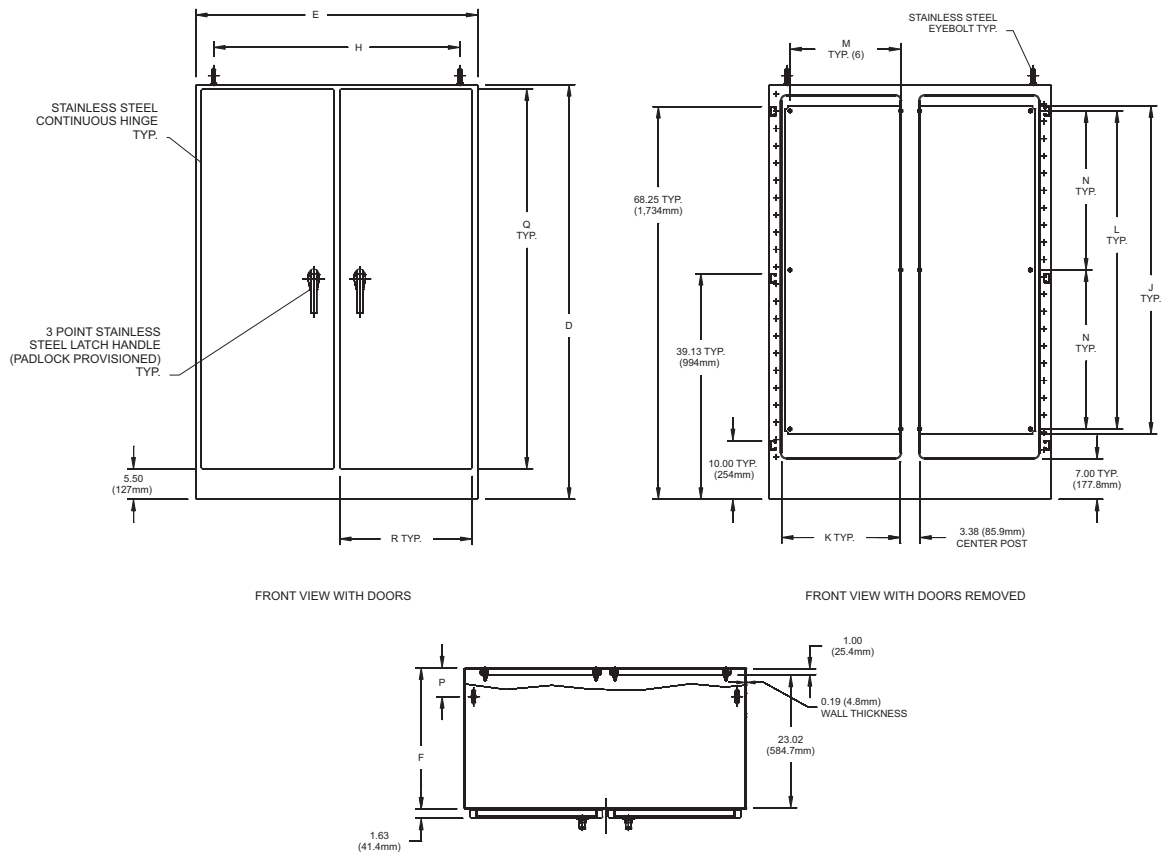
- Durable, corrosion resistant ULTRAGUARD® fiberglass material construction
- Flexible, self-gripping gasket compresses over flange for tight seal and has two 3 point latching handles with padlocking provision
- Heavy-duty continuous 300 stainless steel hinge
- ULTRAGUARD® Fiberglass material has UV inhibitors which provide ideal protection from outdoor weathering
- Heavy duty lifting eyes
- Molded-in drip shield
- Fiberglass mounting strut installed on side

ACCESSORIES

- Optional painted carbon steel back panels
- Optional thermal management products (See pages 131-132)
- Optional print pocket (See page 131)

MODIFICATIONS

- See page 136-138



Part No.	D	E	F	H	J	K	L	M	N	P	Q	R	# PANEL MOUNT STUDS
AM724925FSDD	72.00 1829mm	49.00 1245mm	24.50 622mm	45.25 1149mm	62.88 1597mm	20.63 524mm	55.25 1403mm	19.25 489mm	27.63 702mm	5.00 127mm	66.00 1676mm	23.00 584mm	12

All dimensions are in inches unless otherwise noted.

Optional Carbon Steel Back Panel		
Part No.	Height	Width
P7249CS	57.00 1448mm	21.00 533mm



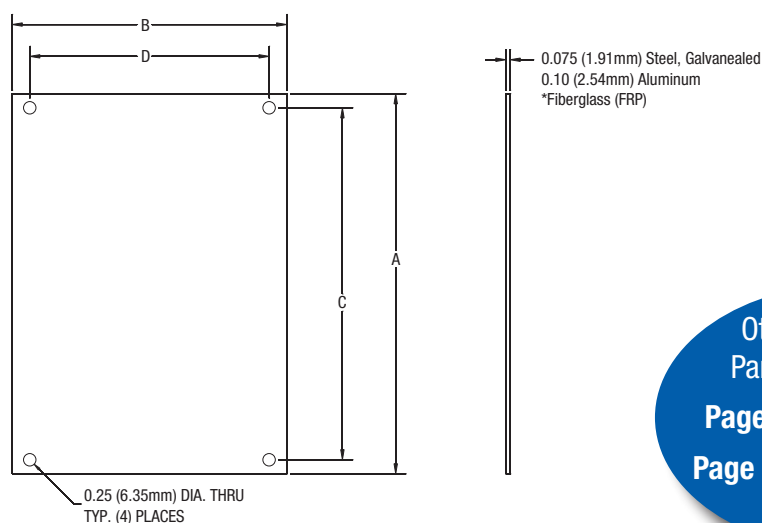

AM / AMU / AM-R: Optional Back Panels

“P” White Painted Carbon Steel

“PA” Aluminum

“PF” Fiberglass

“PG” Galvannealed



Other Product Line
Panels are found on:
Pages 24-25...POLYLINE
**Page 33...AM Series Small
Junction Box**

AM, AMHD, AMU, AM-R SERIES (JIC Sizes)

Steel	Alum	FRP	Galv	A	B	C	D
P66	PA66	PF66	PG66	4.81 122mm	4.81 122mm	4.25 108mm	4.25 108mm
P86	PA86	PF86	PG86	6.75 171mm	4.88 124mm	6.25 159mm	4.25 108mm
P108	PA108	PF108	PG108	8.75 222mm	6.88 175mm	8.25 210mm	6.25 159mm
P120	PA120	PF120	PG120	10.75 273mm	8.88 226mm	10.25 260mm	8.25 210mm
P142	PA142	PF142	PG142	12.75 324mm	10.88 276mm	12.25 311mm	10.25 260mm
P164	PA164	PF164	PG164	14.75 375mm	12.88 327mm	14.25 362mm	12.25 311mm
P186	PA186	PF186	PG186	16.88 429mm	14.88 378mm	16.25 413mm	14.25 362mm
P206	PA206	PF206	PG206	18.44 468mm	14.44 367mm	17.81 452mm	13.81 351mm

*Fiberglass panel thickness: (0.125") PF66, PF86, PF108; (0.187") PF120, PF142, PF164; (0.250") PF186, PF206

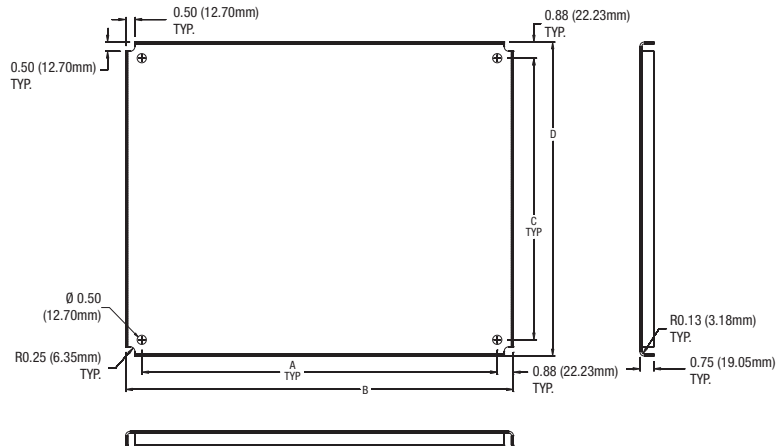
Control Series / Empire Series: Optional Back Panels

“P” White Painted Carbon Steel

“PA” Aluminum

“PF” Fiberglass

“PG” Galvannealed




CONTROL SERIES

Steel	Alum	FRP	Galv	A	B	C	D
P2420	PA2420	PF2420	PG2420	19.25 489mm	21.00 533mm	15.25 387mm	17.00 432mm
P2424	PA2424	PF2424	PG2424	19.25 489mm	21.00 533mm	19.25 489mm	21.00 533mm
P3024	PA3024	PF3024	PG3024	25.25 641mm	27.00 686mm	19.25 489mm	21.00 533mm

Steel panel thickness: (0.1046") P2420, P2424, P3024; Aluminum panel thickness: (0.1046") PA2420, PA2424, PA3024

Fiberglass panel thickness: (0.250") PF2420, PF2424, PF3024; Galvanized steel panel thickness: (0.1046") PG2420, PG2424, PG3024

Note: Fiberglass is just a flat panel, no rolled edge.



Other Product Line
Panels are found on:

Pages 125 & 127
EMPIRE Series Free
Standing units

EMPIRE SERIES

Steel	A	B	C	D
P3630CS	31.24 793mm	33.00 838mm	25.24 641mm	27.00 686mm
P3636CS	31.24 793mm	33.00 838mm	31.24 793mm	33.00 838mm
P4836CS	43.24 1,098mm	45.00 1,143mm	31.24 793mm	33.00 838mm
P6036CS	55.24 1,403mm	57.00 1,448mm	31.24 793mm	33.00 838mm

Note: Empire panels are 0.1046" in thickness

AM-R Series: Aluminum Hinged Front Panels

HFP – Used with raised cover only

AM-R JIC SERIES:

Part No.	Panel Dim. (H x W x D)
HFP66	5.60 x 5.60 x .09
	142mm x 142mm x 2.3mm
HFP86	7.50 x 5.62 x .09
	191mm x 143mm x 2.3mm
HFP108	9.50 x 7.50 x .09
	241mm x 191mm x 2.3mm
HFP120	11.50 x 9.50 x .09
	292mm x 241mm x 2.3mm
HFP142	13.50 x 11.50 x .09
	343mm x 292mm x 2.3mm
HFP164	15.50 x 13.50 x .09
	394mm x 343mm x 2.3mm
HFP186*	17.625 x 15.625 x .09
	448mm x 397mm x 2.3mm
HFP206	19.25 x 15.25 x .09
	489mm x 387mm x 2.3mm

*Standard HFP186 doesn't fit in AMHD product.

Features:

- Panels designed to offer both a professional instrumentation display and a protective covering for electric wiring inside the enclosure
- Completely field-installable panel design with no required enclosure modifications
- Latch design secures panel in place with one-quarter turn
- One-half-inch adjustability up or down
- For use with raised cover enclosures from 6" x 6" through 30" x 24"
- Panel modifications available include: cut-in holes, and screen printing
- Compliant with RoHS directive

AM-R CONTROL SERIES:

Part No.	Panel Dim. (H x W x D)
HFP2420	23.25 x 19.375 x .09
	591mm x 492mm x 2.3mm
HFP2424	23.375 x 23.25 x .09
	594mm x 591mm x 2.3mm
HFP3024	29.25 x 23.375 x .09
	743mm x 594mm x 2.3mm



Note: Please refer to website www.alliedmoulded.com for installed HFP drawings and dimensional information.

AMU Series: Aluminum Hinged Front Panels

HFPU

AMU JIC SERIES:


Part No.	Panel Dim. (H x W x D)
HFPU66	5.87 x 5.64 x .09
	149mm x 143mm x 2.3mm
HFPU86	7.73 x 5.91 x .09
	196mm x 150mm x 2.3mm
HFPU108	9.64 x 7.87 x .09
	245mm x 200mm x 2.3mm
HFPU120	11.64 x 9.86 x .09
	296mm x 250mm x 2.3mm
HFPU142	13.64 x 11.86 x .09
	346mm x 301mm x 2.3mm
HFPU164	15.64 x 13.86 x .09
	397mm x 352mm x 2.3mm
HFPU186	17.90 x 15.99 x .09
	455mm x 406mm x 2.3mm
HFPU206	19.65 x 15.55 x .09
	499mm x 395mm x 2.3mm

Features:

- Panels designed to offer both a professional instrumentation display and a protective covering for electric wiring inside the enclosure
- Completely field-installable panel design. Installation instruction sheet included.
- Latch design secures panel in place with one-quarter turn
- For use with enclosures from 6" x 6" through 20" x 16"
- Panel modifications available include: cut-in holes, and screen printing
- Compliant with RoHS directive



Other Product Line
Panels are found on:
Pages 24-25
POLYLINE Series




Note: Please refer to website www.alliedmoulded.com for installed HFPU drawings and dimensional information.

Enclosure Accessories

ENCLOSURE PRINT POCKET

PART NO.: AMPRINTPOCKET

- Easy to install in the field
- Store prints or other important documents inside the enclosure
- Grey polystyrene print pocket for large JIC Series, Control Series, and Empire Series enclosures
- Two-sided adhesive tape pre-applied to print pocket
- Size: 9.375 in (H) x 10.375 in (W) x 1.045 in (D)
238 mm (H) x 264 mm (W) x 27 mm (D)



ENCLOSURE VENTILATION KIT


PART NO.: AMVENTSM & AMVENTLG

- Grey polyamide material
- Use with JIC Series enclosures - Install two per enclosure
- Installation instruction sheet included
- Seal included in kit to ensure raintight enclosure protection
- Two vents per kit for field installation allows for sufficient air circulation and prevents condensation and moisture

Overall Dimensions:

AMVENTSM; 1 in (25 mm) x 1.125 in (29 mm) and requires .75 in (19mm) through hole

AMVENTLG; 2 in (51 mm) x 2.675 in (68 mm) and requires 1.156 in (29 mm) through hole



EXHAUST FILTER KIT

PART NO.: AMPFA1000, AMPFA2000, and AMPFA3000

- Three sizes covering large JIC Series, Control Series, and Empire Series enclosures
- Non-metallic made from strong ABS-FR, self-extinguishing material (UL 94 VO)
- Snap-in design allows for hardware-free installation
- Gaskets included provide a NEMA 12 seal against the enclosure
- Filter cover comes standard in light grey RAL 7035 color
- Installation instruction sheet included
- Replaceable filter material provides for 73% filtration efficiency
- Filter density is standard 150 (g/m2)



Size Information:

- AMPFA1000; 4.133in (105mm) x 4.133in (105mm) x 0.39in (10mm)
- AMPFA2000; 5.905in (150mm) x 5.905in (150mm) x 1.06in (27mm)
- AMPFA3000; 9.842in (250mm) x 9.842in (250mm) x 1.18in (30mm)



Note: There are other thermal management accessories available upon request. These include: Fans, replacement filters, heaters, air-conditioners, and thermostats. Please contact factory for more information.

Enclosure Accessories

ENCLOSURE KEYLOCK KITS

PART NO.: AMKEYLOCKFC, AMKEYLOCKRC, and AMKEYLOCKRCHFP

- AMKEYLOCKFC keylock assembly kit for (F)lat (C)over enclosures 6x6 through 20x16 (AM Series)
- AMKEYLOCKRC keylock assembly kit for (R)aised (C)over enclosures 6x6 through 30x24 (AM-R Series)
- AMKEYLOCKRCHFP keylock assembly kit for (R)aised (C)over enclosures with a (H)inge (F)ront (P)anel installed in enclosures 10x8 through 30x24 (AM-R Series)
- Kits include: Two keys, keylock assembly, cam, dust cover, lock bracket, and hardware
- Field installable while requiring only a round hole to be cut into the cover
- Keylocks are sold with a self locking nut for tight and secure assembly
- Just a 1/4 turn rotation is required to lock the enclosure cover
- Installed keylock assemblies have been tested and pass the NEMA 4X watertight test
- Manufactured components are RoHS compliant (Restriction of Hazardous Substances)



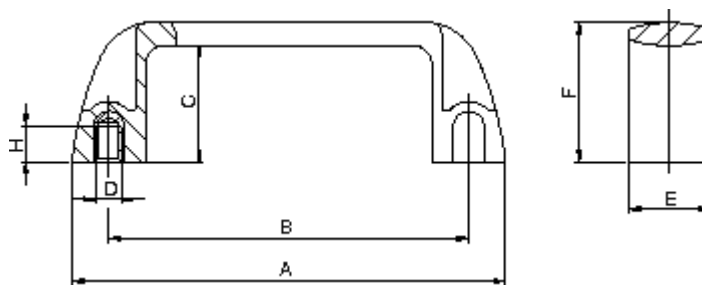
PULL TYPE HANDLE

PART NO.: AMHDL001

- Handle: Glass fiber reinforced nylon
- Finish: Black matte
- Screws and lock washers included

Dimensions

- A: 5.47 in (139 mm)
B: 4.61 in (117 mm)
C: 1.34 in (34 mm)
D: 1/4 - 20
E: 1.02 in (26 mm)
F: 1.61 in (41 mm)
H: 0.35 in (9 mm)



Enclosure Accessories

POLE MOUNT KITS

MATERIALS OF CONSTRUCTION

Pole Mount Flange

- Galvannealed steel; 14 guage (.075 in.)

Pole Mount Band Clamp

- 300 series stainless steel (48 in.)

Flange Fasteners (screw, washer, and lock nut)

- 300 series stainless steel (#10-32)



ENCLOSURE POLE MOUNT KITS ARE USED WITH:

Kit Number	AM Series Units ¹		AMU & AMP Flange Mount Units ²
	Standard Mount	Rotated 90 Degrees	Standard Mount
AMPOLEMNT6	AM664, AM864	None	AMU(P)664, AMU(P)864
AMPOLEMNT8	AM1084, AM1086	AM864	AMP884, AMU(P)1084
AMPOLEMNT10	AM1206	AM1084, AM1086	AMU(P)1206
AMPOLEMNT12	AM1426	AM1206	AMU(P)1426
AMPOLEMNT14	AM1648	AM1426	AMU1648
AMPOLEMNT16	AM1868, AM2068	AM1648	AMU1860, AMU2060
AMPOLEMNT20	AM2420	None	None
AMPOLEMNT24	AM2424, AM3024	AM2420	None
AMPOLEMNTEMP	AM363012, AMEC363012, AM363016, AM363612, AM363616, AM483612, AM483616, AM603612, AM603616		

¹Pole mount brackets are directly mounted to the back of the these enclosures.

²Enclosure flange is bolted through and attached to the pole mount bracket on these enclosures.

FEATURES & BENEFITS


- Nine sizes covering AM JIC, AMU JIC, AMP JIC, and Control Series enclosures
- Steel band design allows for adjustable mounting capability on pole sizes up through 15 inches in diameter
- Allied pole mount kits have the capability to mount enclosures to round, square, and rectangular pole shapes.
- Fewer parts are used so minimal assembly is required for installation
- Pole mount kits offer corrosion protection for outdoor use




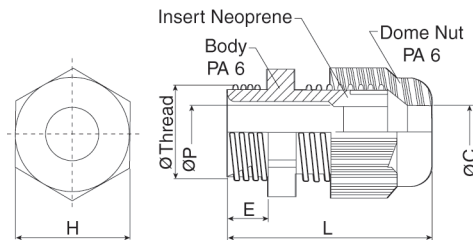
Enclosure Accessories

CORD GRIPS

- Body: Polyamide 6
- Seal: Neoprene
- Lock Nut: 25% glass fiber reinforced Polyamide 6
- Color: Light Grey
- Maximum strain relief through clamping range
- IP68 achieved without seal rings
- Trapezoidal thread with high torque guarantees tight and permanent fit of the dome nut
- Gas and water-tight
- CSA approved and UL listed
- Temp range: PA 6 -40 to 100 deg C (-40 to 212 deg F)
Neoprene -25 to 100 deg C (-13 to 212 deg F)
- Recommended enclosure hole size for external thread:
NPT 1/2" 21.8mm (.8594 in); **NPT 3/4"** 27.4mm (1.0781 in);
NPT 1" 34.1mm (1.3438 in)



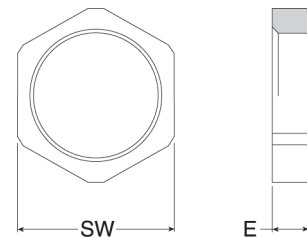
CORD GRIP DIMENSIONS



Thread Size	Part Number	Clamping Range (mm)	Package Quantity	H (mm)	E (mm)	L (mm)	Dia. C (mm)	Dia. P (mm)	Dia. NPT/M (mm)
NPT 1/2"	5308901	5 to 12	50	24	14	44	12.5	12.5	21.2
NPT 3/4"	5308902	9 to 18	50	33	15	54	18.5	18.5	26.7
NPT 1"	5308903	14 to 25	50	42	18	60	25.5	25.5	33.3

LOCK NUT DIMENSIONS

Thread Size	Part Number	Package Quantity	Thickness E (mm)	SW (mm)
NPT 1/2"	7211486-50	50	6	27
NPT 3/4"	7211487	20	7	36
NPT 1"	7211488	20	7	41



ULTRAPLUG™

HOLE PLUG ASSEMBLIES FOR ENCLOSURES

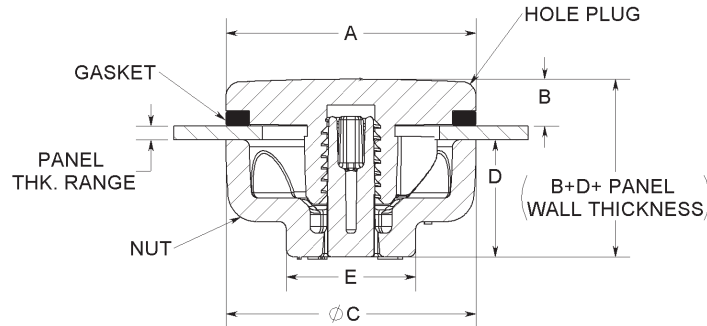
Hole Plug Features:

- Plug "Fins": Self centering, anti-rotational design for fast & easy one person plug assembly and no-tools tightening
- Plug fits wide range of hole sizes without the use of restrictive hole centering spacers
- Patent pending design
- Recognized component for use with UL & CSA listed enclosure products
- Molded material of construction for a wide range of chemical compatible applications (polycarbonate with neoprene/EPDM gasket)
- Assembly designed to maintain applicable NEMA/UL/CSA enclosure ratings
Note: For use on flat surface of a Type 1, 3R, 4, 4X and 12 enclosure
- Designed for use with wall thicknesses from 16 gauge through 1/4"
- Designed for use with all metallic and nonmetallic enclosure materials
- Low profile interior nut and exterior plug saves valuable panel space
- Capable of sealing unused holes ranging in size from 1/2" to 4-3/4"



Simple Install

- 1) Push/Plug
- 2) Twist-lock/Fins
- 3) Screw-tight/Nut



Scan for more information or visit
ultraplug.alliedmoulded.com

Note: For use on flat surface of Types 1, 3R, 4, 4X and 12 enclosures.

P/N General Purpose Polycarbonate RAL 7035 Light Gray	P/N General Purpose Polycarbonate ANSI 61 Dark Gray	Trade Size Ref. (nom. In.)	Plugged Hole Dia. Range (In.)	Wall Thickness Range (In.)	A Plug Diameter (In.)	B Plug Head Height (In.)	C Nut Diameter (In.)	D Nut Height (In.)	E Across Flats (In.)
AMHSPL-S	AMHSPL-SGY	Pilot Light (.500)	.500-.624	.059-.250	1.120	0.235	1.060	0.500	0.545
AMHSPL	AMHSPL-GY	Pilot Light (.625)	.625-.812	.059-.250	1.120	0.235	1.060	0.500	0.545
AMHS050	AMHS050-GY	1/2" Conduit (.875) 22mm PB (.886)	.812-.937	.059-.250	1.245	0.235	1.185	0.500	0.605
AMHS075	AMHS075-GY	3/4" Conduit (1.109) 30mm PB (1.210)	1.000-1.312	.059-.250	1.620	0.235	1.560	0.500	0.945
AMHS100	AMHS100-GY	1" Conduit (1.375)	1.375-1.625	.059-.250	1.923	0.235	1.873	0.500	0.945
AMHS125	AMHS125-GY	1-1/4" Conduit (1.734)	1.687-1.875	.059-.250	2.183	0.235	2.123	0.500	1.195
AMHS150	AMHS150-GY	1-1/2" Conduit (1.984)	2.000-2.187	.059-.250	2.495	0.235	2.435	0.500	1.195
AMHS200	AMHS200-GY	2" Conduit (2.469)	2.500-2.75	.059-.250	3.120	0.235	3.060	0.750	1.291
AMHS250	AMHS250-GY	2-1/2" Conduit (2.969)	2.875-3.125	.059-.250	3.495	0.235	3.435	0.750	1.491
AMHS300	AMHS300-GY	3" Conduit (3.594)	3.500-3.750	.059-.250	4.120	0.235	4.060	0.750	1.491
AMHS350	AMHS350-GY	3-1/2" Conduit (4.125)	4.000-4.250	.059-.250	4.620	0.235	4.560	0.750	1.491
AMHS400	AMHS400-GY	4" Conduit (4.641)	4.500-4.750	.059-.250	5.120	0.235	5.060	0.750	1.491

Polycarbonate (PC) can be used as a substitute for carbon steel plug applications plus many stainless steel and other nonmetallic plug applications. Please check industry standard corrosion guides for additional application assistance.

Order Today! Phone: 1-800-722-2679 Fax: 1-800-237-7269 Email: sales@alliedmoulded.com
Courtesy of Steven Engineering, Inc. - (800) 258-9200 - sales@steveneng.com - www.stevenengineering.com



CUSTOM MODIFICATIONS

Your source for fast, no-hassle modifications.

With Allied Moulded's complete modification services, the need for inconvenient secondary handling of your enclosure is eliminated, saving you time and money.

We are pleased to customize any of our standard products with the following modifications:

- Holes and cutouts
- Polycarbonate viewing windows
- EMI/RFI shielding
- Factory supplied silk screening
- Molded in color matches

Industry's lowest volume requirements.

Because we are dedicated to providing you with outstanding service, we have the lowest volume requirements on custom work in the industry and guarantee quick delivery, often in less than three weeks from receipt of your order.


Computer-controlled CNC

We incorporate computer controlled manufacturing equipment into our operation which assures that modifications such as specialty holes and cutouts are exact to your specifications each time you order.



Custom holes and cutouts

Custom holes and cutouts allow for conduit entry or device mounting to meet the needs of any application.



EMI/RFI shielding

EMI/RFI shielding provides high-level protection against electromagnetic and radio frequency interference.



Silk Screen printing

Silk screen printing is a practical, professional way to identify corporate identity or enclosure function.

Yellow Red
Blue Green
Black Orange
White

Custom colors

Custom color pigments result in a homogeneously molded product.

Custom panels

Available custom metal work includes holes and cutouts on either back and hinged deadfront panels.



SPECIALS/MODIFICATION REQUEST FORM

For modification orders, please photocopy and complete this form,
then return to Allied Moulded via mail or fax to 419-636-2450.

Date: _____ Part Number: _____ Quantity: _____

Name: _____ Company: _____

Address: _____

City: _____ State: _____ Zip: _____

Email: _____ Phone: _____

Size

H _____ x W _____ x D _____

Cover

☐ Flush ☐ Raised ☐ Screw cover ☐ Hinged cover ☐ Hinged on short side

Latching Options

☐ Snap latch ☐ Twist latch ☐ 3-point

Panels

Back panel required: ☐ Yes ☐ No Size: H _____ x W _____
Back panel material: ☐ Carbon steel ☐ Aluminum ☐ Fiberglass ☐ Galvannealed
Hinge front panel required: ☐ Yes ☐ No
Side Panel required: ☐ Yes ☐ No Size: H _____ x W _____

Windows

Window required: ☐ Yes ☐ No Size: H _____ x W _____
General location of window: _____

Molded-In Color

☐ Standard Grey ☐ White ☐ Orange
☐ Blue ☐ Black ☐ Red
☐ Yellow ☐ Green
Other (please specify): _____

Other Modifications

☐ Holes/Cutouts _____ Number; Location: _____
☐ Silk Screening
☐ EMI/RFI Shielding

Additional Information/Notes

Submit request to: Allied Moulded Products, Inc. Fax to: 800-237-7269

For assistance or questions, call Allied Moulded at 800-722-2679 or visit www.alliedmoulded.com.

TECHNICAL SPECIFICATIONS

NEMA Type 4X fiberglass enclosures

An enclosure is a housing constructed to provide a degree of protection from accidental contact with the enclosed equipment and external environmental conditions.

- All fiberglass enclosures are listed under UL standard 508A, (CSA standard 22.2 No. 14). This type of enclosure is suitable for both indoor and outdoor use in corrosive environments and is resistant to UV degradation. Fiberglass material shall meet UL 746C requirements with halogen-free and self-extinguishing characteristics.
- Enclosure is constructed using a hot compression-molded process and a fiberglass reinforced polyester resin compound with a minimum of 20% fiberglass by weight. A cold molded procedure may be used for larger cabinets. Fiberglass reinforced polyester exhibits high impact resistance, a superior range of temperature limits, excellent dimensional stability, excellent electrical properties, and excellent moisture and overall chemical resistance.
- Standardizing enclosure performance is accomplished by use of rating systems of various specifying organizations (NEMA, UL, CSA) identifying an enclosure's ability to resist external environmental influences. These ratings have distinct differences even though they

are intended to provide information in order to make a safer and informed product choice.

- Any external metal parts shall be 300 series stainless steel. Any internal metal parts shall be manufactured using corrosion resistant materials. NEMA Type 4X enclosures are fabricated and rated specifically for resistance to corrosive elements.
- Fiberglass Reinforced Polyester is the material of choice in applications where physical strength specifications are average and excellent corrosion resistance is required.
- Advantages of non-metallic enclosures:
 - (1) Unlike metals, fiberglass reinforced polyester is non-corrosive.
 - (2) Enclosures are homogeneous, thus they require little maintenance.
 - (3) Due to their light weight, non-metallic enclosures can be very easily handled, installed and modified.

Chemical Resistance Table

- See chart below for ratings for specific reagents.
- In most applications, fiberglass reinforced polyester offers the best all around performance in corrosive environments.
- These environmental resistance ratings are based upon tests where the specimens were placed in complete submergence in the reagent listed. If there are any questions for specific suitability in a given environment, prototype samples should be tested under actual conditions.

- The prospective user must determine the application of our product in an environment based upon individual characteristics. We offer no guarantee or warranty as to the applicability of this chart for any particular situation as actual conditions of use are beyond our control. In many applications, several corrosive agents are present and reactions among them are not always documented. Any environment can be rather unique necessitating the identification of all possible corrosive elements that may affect the intended enclosure application.

CHEMICAL RESISTANCE RATINGS FOR FIBERGLASS

LIST OF CONVENTIONAL SYMBOLS

A = EXCELLENT | B = LIMITED | C = POOR

SALTS

Ammonium sulfate	A
Potassium ammonia sulfate	A
Ammonium bichromate 20%	B
Ammonium carbonate 10%	B
Ammonium chloride	A
Ammonium nitrate	B
Ammonium sulfate 10%	A
Ammonium acetate	C
Aniline sulfate	A
Carbonate of barium	C
Chloride of barium	A
Calcium chloride, saturated sol.	A
Calcium hypochlorite	B
Calcium sulfate	A
Copper (II) chloride	A
Copper (III) sulfate	A
Iron (III) chloride	A
Iron (III) nitrate	A
Iron (III) sulfate	A
Iron (II) chloride	A

Iron (II) sulfate	A
Magnesium chloride	A
Magnesium sulfate	A
Mercuric (II) chloride	A
Nickel chloride	A
Nickel nitrate	A
Nickel sulfate	A
Potassium carbonate	B
Potassium chloride	A
Potassium nitrate	A
Potassium sulfate	A
Nitrate of silver	A
Sodium acetate	A
Sodium bicarbonate 10%	A
Sodium carbonate 10%	B
Sodium chloride	A
Sodium hypochlorite 5%	B
Sodium nitrate	A
Zinc chloride	A
Sulfate of zinc	A

ACIDS

Acetic acid	A
Benzoic acid	A
Boric acid	A
Chromic acid 30%	C
Citric acid	A
Formic acid 25%	B
Hydrochloric acid 10%	A
Conc. hydrochloric acid	B
Lactic acid 1%	A
Nitric acid 5%	B
Nitric acid 50%	C
Concentrated nitric acid	C
Phosphoric acid 25%	B
Phosphoric acid 50%	C
Sulfuric acid 25%	A
Sulfuric acid 50%	C
Tartaric acid	A
Oxalic acid, saturated solution	A

CHEMICAL RESISTANCE RATINGS CONTINUED

BASES

Ammonia 5%	B
Ammonia 25%	B
Barium hydroxide 10%	C
Calcium hydroxide	C
Hydroxide of sodium 5%	B
Hydroxide of sodium 20%	C

OILS AND GREASES

Fatty acids	A
Oleic acid	A
Stearic acid	A
Lubricating oil	A

ORGANIC SOLVENTS

Acetone	C
Amyl alcohol	B
Methanol	B
Ethyl alcohol	B
Benzene	B
Butyl acetate	C
Carbon bisulfide	C
Gasoline	A
Petroleum	A
Naphtha	A
Perchloroethylene	B
Toluol	B
Ethyl acetate	B
Dichloroethylene	B
Ether	B

OTHER AGENTS

Ethylene glycol solution of 0 to 100%	A
Glycerine	A
Chlordioxide (bleaching agent)	C
Saturated chlorinated water	A
Formaldehyde 10 to 40%	A
Hydrogen peroxide 5 to 10%	A
Normal water	A
Distilled water	A
Sea-water	A
Phenol	B

Note: Visit www.alliedmoulded.com for a more comprehensive corrosion resistance guide.

TECHNICAL SPECIFICATIONS

Specification for Allied Moulded fiberglass enclosures

Fiberglass enclosures will be UL listed to UL standard 508A, CSA standard 22.2 No. 14. The resin system will be pigmented gray, RAL 7035 unless otherwise approved. The resin system will include a flame retardant agent in order to achieve a flammability rating in accordance with UL 94. The enclosure must be hot compression molded from FRP material containing at least 20% fiberglass by weight. Cold molded hand lay up and RTM light open molding process may also be used. The enclosure body will be a one-piece construction and not contain any glued parts (enclosure sizes up through 30" x 24").

Junction and Control enclosures may have either screw, hinged or latched covers. All cover screws and hardware;

including hinges, latches and mounting feet are constructed of 300 series stainless steel material. All internal metal parts are fabricated using corrosion resistant materials. All gaskets are seated in a molded channel and not glued or poured onto a flat cover surface.

Cabinets and larger style enclosures are always provided with hinged doors. The closure systems on these cabinets will either be a three point latching system or a system of external stainless steel twist-turn type latches. Door closure systems using a single external handle will also have three internal latch points. This handle may be key lockable or pad lockable. When using the alternative closure method of external stainless steel twist turn latches, no more than four latches shall be required to maintain NEMA 4X integrity. At least one latch must have a padlock provision.

Physical Properties of non-metallic enclosures

<i>Materials Typical Properties</i>	<i>ASTM Test ASTM Test Method</i>	<i>Compression Molded Polyester Fiberglass (SMC)</i>	<i>Compression Molded Polyester Fiberglass (BMC)</i>	<i>RTM Molded Polyester Fiberglass</i>	<i>Hand Lay-up Molded Polyester Fiberglass</i>
Impact Strength (ft-lb/in)	D 256	15	4-7	30	30
Flexural Strength (psi)	D 790	25,000	23,000	33,400	33,400
Tensile Strength (psi)	D 638	14,000	8,000	22,000	22,000
Compressive Strength (psi)	D 695	28,000	15,000	24,900	24,900
Water Absorption (%)	D 570	0.15	0.20	0.25	0.25
Specific Gravity	D 792	1.75	1.80	1.65	1.65
Shrinkage (in/in)	D 955	0.0016	0.003	0.0015	0.0015
Hardness (Barcol-Rockwell M-Shore A)	D 2583	60	55	62	62.5
Elongation (%)	D 638	2.05	1.50	2.07	2.07
Dielectric Strength (kV/in)	D 149	400	375	380	380
Arc Resistance (sec)	D 495	>180	>180	188	>200
Flammability	UL 94	V-0	V-0	V-0	V-0
Heat Deflection (°F at 264 psi)	D 648	>500	431	428	428
Service Temperature (°F)		-40°F to 266°F	-40°F to 266°F	-40°F to 266°F	-40°F to 266°F
K Factor, Thermal Conductivity (BTU/hr/ft²/°F)	D 1269E	1.68	2.08	1.68	1.68
Thermal Expansion (10 ⁻⁶ in/in °F)	D 696	20	15	14	12
UV Rating	UL 746C	(f1)	(f1)	(f1)	(f1)

EMI/RFI Specifications

- Standards governing electromagnetic compatibility commonly refer to EMI/RFI, or electromagnetic interference/radio frequency interference.
- Applicable standards used are based on MIL-STD-285 to perform attenuation measurements of EMI/RFI shielded enclosures. The applicable North American standards for the overall assembly, including internal electronics, can vary with the application in which the product is intended to be installed.
- For a complete list of applicable standards, your local testing authority (for example, UL, CSA) should be contacted.
- Such interference is caused by stray voltages and/or currents coupling between electronic systems creating undesirable effects. These undesirable effects can vary between a brief annoyance, to more serious situations, such as a phone interfering with the controls of a machine tool. With the increased emphasis on electronic technology, electromagnetic interference/radio frequency interference is a growing concern.
- Electromagnetic pulses (EMPS) may adversely affect electronic and other control systems. These disturbances may cause erratic operation, and either component failure or a reduction in component life.
- Allied Moulded can provide custom EMI/RFI shielded enclosures to meet many applications. Requests for EMI/RFI shielded enclosures should be directed to the Allied Moulded customer support group.
- Refer to AM specification sheet.

Properties

Shielding Material..... Copper Conductive Coating
Attenuation..... 75 dB

Sheet Resistance <.025 Ohms/Square @ 2 Mil Thick

The probes of an ohmmeter shall be placed on any area of the surface and the measured resistance shall not exceed .025 ohms.

Attenuation 75 dB

A measure of the shielding effectiveness shall be confirmed by an EMI/RFI test. Actual test data confirmed an average attenuation of 75 dB over the frequency range from .01 to 1000 Mhz.

MIL.SPEC>285

MIL.SPEC>285 is used as a general EMI/RFI test guide. A transmitting antenna is placed inside the enclosure and a receiving antenna is positioned outside. The attenuation is the dB difference between the enclosure OPEN and CLOSE FR power levels.

Weathering/UV Information

Allied Moulded Products' FRP enclosures are hot compression molded. All products of this type, regardless of manufacturer, are exposed to erosion when used outdoors. Due to the combined effects of environmental elements such as rain, wind and UV rays, the polyester matrix is only superficially eroded and as glass fibers become apparent, the degree of the erosion is microscopic. Please note that this superficial erosion has no effect on the physical characteristics of the enclosure whether electrical, mechanical or chemical. The slight erosion can be avoided if a surface coating such as varnish is applied.

Allied Moulded Products' fiberglass enclosures have been successfully used outdoors and tests on field samples support above results. (F1 rated material—suitable for outdoor use)

Painting Information

Good surface preparation is critical in painting fiberglass enclosures, since the mold release agents must be removed before painting. It is recommended that the surface be roughed by lightly rubbing with sandpaper before applying the proper primer. Degreasing the surface with an organic solvent such as alcohol or other domestic cleaning agent is required. The surface must be clean and dry prior to applying the appropriate primer and top coat (polyurethane or epoxy).

Allied Moulded has the capabilities to custom mold color matches specific to your requirements.

Heat Dissipation

Information available upon request.

INDEX

Part Number	Page	Part Number	Page	Part Number	Page	Part Number	Page
5308901	134	AM1206RHW	65	AM1868RL	67	AM363016L3PT	123
5308902	134	AM1206RL	67	AM1868RLW	69	AM363612L	121
5308903	134	AM1206RLW	69	AM1868RT	71	AM363612L3PT	123
7211487	134	AM1206RT	71	AM1868RTW	73	AM363616L	121
7211488	134	AM1206RTW	73	AM1868RW	61	AM363616L3PT	123
7211486-50	134	AM1206RW	61	AM1868T	53	AM3PB	35
AM1084	40	AM1206T	53	AM1868TW	55	AM3PB22	35
AM1084H	45	AM1206TW	55	AM1868W	43	AM483612L	121
AM1084HP9	39	AM1206W	43	AM1PB	35	AM483612L3PT	123
AM1084HW	47	AM1426	40	AM1PB22	35	AM483616L	121
AM1084L	49	AM1426H	45	AM2068	40	AM483616L3PT	123
AM1084LW	51	AM1426HP25	39	AM2068H	45	AM603612L	121
AM1084P9	37	AM1426HW	47	AM2068HW	47	AM603612L3PT	123
AM1084R	59	AM1426L	49	AM2068L	49	AM603616L	121
AM1084RH	63	AM1426LW	51	AM2068LW	51	AM603616L3PT	123
AM1084RHW	65	AM1426P25	37	AM2068R	59	AM664	40
AM1084RL	67	AM1426R	59	AM2068RH	63	AM664H	45
AM1084RLW	69	AM1426RH	63	AM2068RHW	65	AM664HP4	39
AM1084RT	71	AM1426RHW	65	AM2068RL	67	AM664HW	47
AM1084RTW	73	AM1426RL	67	AM2068RLW	69	AM664L	49
AM1084RW	61	AM1426RLW	69	AM2068RT	71	AM664LW	51
AM1084T	53	AM1426RT	71	AM2068RTW	73	AM664P4	37
AM1084TW	55	AM1426RTW	73	AM2068RW	61	AM664R	59
AM1084W	43	AM1426RW	61	AM2068T	53	AM664RH	63
AM1086	40	AM1426T	53	AM2068TW	55	AM664RHW	65
AM1086H	45	AM1426TW	55	AM2068W	43	AM664RL	67
AM1086HP12	39	AM1426W	43	AM24200RL	111	AM664RLW	69
AM1086HP9	39	AM1648	40	AM24200RLW	113	AM664RT	71
AM1086HW	47	AM1648H	45	AM24200RT	115	AM664RTW	73
AM1086L	49	AM1648HP30	39	AM24200RTW	117	AM664RW	61
AM1086LW	51	AM1648HW	47	AM24208RL	111	AM664T	53
AM1086P12	37	AM1648L	49	AM24208RLW	113	AM664TW	55
AM1086P9	37	AM1648LW	51	AM24208RT	115	AM664W	43
AM1086R	59	AM1648P30	37	AM24208RTW	117	AM722525FS	125
AM1086RH	63	AM1648R	59	AM24240RL	111	AM724925FSDD	127
AM1086RHW	65	AM1648RH	63	AM24240RLW	113	AM743	33
AM1086RL	67	AM1648RHW	65	AM24240RT	115	AM743SF	33
AM1086RLW	69	AM1648RL	67	AM24240RTW	117	AM864	40
AM1086RT	71	AM1648RLW	69	AM24248RL	111	AM864H	45
AM1086RTW	73	AM1648RT	71	AM24248RLW	113	AM864HP6	39
AM1086RW	61	AM1648RTW	73	AM24248RT	115	AM864HW	47
AM1086T	53	AM1648RW	61	AM24248RTW	117	AM864L	49
AM1086TW	55	AM1648T	53	AM2PB	35	AM864LW	51
AM1086W	43	AM1648TW	55	AM2PB22	35	AM864P6	37
AM1206	40	AM1648W	43	AM30240RL	111	AM864R	59
AM1206H	45	AM1868	40	AM30240RLW	113	AM864RH	63
AM1206HP16	39	AM1868H	45	AM30240RT	115	AM864RHW	65
AM1206HP20	39	AM1868HP42	39	AM30240RTW	117	AM864RL	67
AM1206HW	47	AM1868HW	47	AM30248RL	111	AM864RLW	69
AM1206L	49	AM1868L	49	AM30248RLW	113	AM864RT	71
AM1206LW	51	AM1868LW	51	AM30248RT	115	AM864RTW	73
AM1206P16	37	AM1868P42	37	AM30248RTW	117	AM864RW	61
AM1206P20	37	AM1868R	59	AM363012L	121	AM864T	53
AM1206R	59	AM1868RH	63	AM363012L3PT	123	AM864TW	55
AM1206RH	63	AM1868RHW	65	AM363016L	121	AM864W	43

INDEX

Part Number	Page	Part Number	Page	Part Number	Page	Part Number	Page
AM943	33	AMP1206CCNLF	19	AMP864NLF	17	AMU1206H	85
AM943SF	33	AMP1206F	9	AMPFA1000	131	AMU1206HF	85
AMHD1860RLF	75	AMP1206H	13	AMPFA2000	131	AMU1206HW	87
AMHDL001	132	AMP1206HF	13	AMPFA3000	131	AMU1206HWF	87
AMHS050	135	AMP1206L	21	AMPOLEMNT10	133	AMU1206L	91
AMHS050-GY	135	AMP1206LF	21	AMPOLEMNT12	133	AMU1206LF	91
AMHS075	135	AMP1206NL	17	AMPOLEMNT14	133	AMU1206LW	93
AMHS075-GY	135	AMP1206NLF	17	AMPOLEMNT16	133	AMU1206LWF	93
AMHS100	135	AMP1426	9	AMPOLEMNT20	133	AMU1206NL	97
AMHS100-GY	135	AMP1426CC	11	AMPOLEMNT24	133	AMU1206NLF	97
AMHS125	135	AMP1426CCF	11	AMPOLEMNT6	133	AMU1206NLW	99
AMHS125-GY	135	AMP1426CCH	15	AMPOLEMNT8	133	AMU1206NLWF	99
AMHS150	135	AMP1426CCHF	15	AMPRINTPOCKET	131	AMU1206T	103
AMHS150-GY	135	AMP1426CCL	23	AMU1084	79	AMU1206TF	103
AMHS200	135	AMP1426CCLF	23	AMU1084CC	83	AMU1206TW	105
AMHS200-GY	135	AMP1426CCNL	19	AMU1084CCF	83	AMU1206TWF	105
AMHS250	135	AMP1426CCNLF	19	AMU1084CCH	89	AMU1206W	81
AMHS250-GY	135	AMP1426F	9	AMU1084CCHF	89	AMU1206WF	81
AMHS300	135	AMP1426H	13	AMU1084CCL	95	AMU1426	79
AMHS300-GY	135	AMP1426HF	13	AMU1084CCLF	95	AMU1426CC	83
AMHS350	135	AMP1426L	21	AMU1084CCNL	101	AMU1426CCF	83
AMHS350-GY	135	AMP1426LF	21	AMU1084CCNLF	101	AMU1426CCH	89
AMHS400	135	AMP1426NL	17	AMU1084CCT	107	AMU1426CCHF	89
AMHS400-GY	135	AMP1426NLF	17	AMU1084CCTF	107	AMU1426CCL	95
AMHSPL	135	AMP664	9	AMU1084F	79	AMU1426CCLF	95
AMHSPL-GY	135	AMP664CC	11	AMU1084H	85	AMU1426CCNL	101
AMHSPL-S	135	AMP664CCF	11	AMU1084HF	85	AMU1426CCNLF	101
AMHSPL-SGY	135	AMP664CCH	15	AMU1084HW	87	AMU1426CCT	107
AMKEYLOCKFC	132	AMP664CCHF	15	AMU1084HWF	87	AMU1426CCTF	107
AMKEYLOCKRC	132	AMP664CCL	23	AMU1084L	91	AMU1426F	79
AMKEYLOCKRCHFP	132	AMP664CCLF	23	AMU1084LF	91	AMU1426H	85
AMP1084	9	AMP664CCNL	19	AMU1084LW	93	AMU1426HF	85
AMP1084CC	11	AMP664CCNLF	19	AMU1084LWF	93	AMU1426HW	87
AMP1084CCF	11	AMP664F	9	AMU1084NL	97	AMU1426HWF	87
AMP1084CCH	15	AMP664H	13	AMU1084NLF	97	AMU1426L	91
AMP1084CCHF	15	AMP664HF	13	AMU1084NLW	99	AMU1426LF	91
AMP1084CCL	23	AMP664L	21	AMU1084NLWF	99	AMU1426LW	93
AMP1084CCLF	23	AMP664LF	21	AMU1084T	103	AMU1426LWF	93
AMP1084CCNL	19	AMP664NL	17	AMU1084TF	103	AMU1426NL	97
AMP1084CCNLF	19	AMP664NLF	17	AMU1084TW	105	AMU1426NLF	97
AMP1084F	9	AMP864	9	AMU1084TWF	105	AMU1426NLW	99
AMP1084H	13	AMP864CC	11	AMU1084W	81	AMU1426NLWF	99
AMP1084HF	13	AMP864CCF	11	AMU1084WF	81	AMU1426T	103
AMP1084L	21	AMP864CCH	15	AMU1206	79	AMU1426TF	103
AMP1084LF	21	AMP864CCHF	15	AMU1206CC	83	AMU1426TW	105
AMP1084NL	17	AMP864CCL	23	AMU1206CCF	83	AMU1426TWF	105
AMP1084NLF	17	AMP864CCLF	23	AMU1206CCH	89	AMU1426W	81
AMP1206	9	AMP864CCNL	19	AMU1206CCHF	89	AMU1426WF	81
AMP1206CC	11	AMP864CCNLF	19	AMU1206CCL	95	AMU1648	79
AMP1206CCF	11	AMP864F	9	AMU1206CCLF	95	AMU1648CC	83
AMP1206CCH	15	AMP864H	13	AMU1206CCNL	101	AMU1648CCF	83
AMP1206CCHF	15	AMP864HF	13	AMU1206CCNLF	101	AMU1648CCH	89
AMP1206CCL	23	AMP864L	21	AMU1206CCT	107	AMU1648CCHF	89
AMP1206CCLF	23	AMP864LF	21	AMU1206CCTF	107	AMU1648CCL	95
AMP1206CCNL	19	AMP864NL	17	AMU1206F	79	AMU1648CCLF	95

INDEX

Part Number	Page	Part Number	Page	Part Number	Page	Part Number	Page
AMU1648CCNL	101	AMU2060NLW	99	AMU864LF	91	PA120	128
AMU1648CCNLF	101	AMU2060NLWF	99	AMU864LW	93	PA142	128
AMU1648CCT	107	AMU2060T	103	AMU864LWF	93	PA164	128
AMU1648CCTF	107	AMU2060TF	103	AMU864NL	97	PA186	128
AMU1648F	79	AMU2060TW	105	AMU864NLF	97	PA206	128
AMU1648H	85	AMU2060TWF	105	AMU864T	103	PA2420	129
AMU1648HF	85	AMU2060W	81	AMU864TF	103	PA2424	129
AMU1648HW	87	AMU2060WF	81	AMU864TW	105	PA3024	129
AMU1648HWF	87	AMU664	79	AMU864TWF	105	PA66	128
AMU1648L	91	AMU664CC	83	AMU864W	81	PA74	33
AMU1648LF	91	AMU664CCF	83	AMU864WF	81	PA86	128
AMU1648LW	93	AMU664CCH	89	AMVENTLG	131	PA94	33
AMU1648LWF	93	AMU664CCHF	89	AMVENTSM	131	PF108	128
AMU1648NL	97	AMU664CCL	95	HFP108	130	PF120	128
AMU1648NLF	97	AMU664CCLF	95	HFP120	130	PF142	128
AMU1648NLW	99	AMU664CCNL	101	HFP142	130	PF164	128
AMU1648NLWF	99	AMU664CCNLF	101	HFP164	130	PF186	128
AMU1648T	103	AMU664CCT	107	HFP186	130	PF206	128
AMU1648TF	103	AMU664CCTF	107	HFP206	130	PF2420	129
AMU1648TW	105	AMU664F	79	HFP2420	130	PF2424	129
AMU1648TWF	105	AMU664H	85	HFP2424	130	PF3024	129
AMU1648W	81	AMU664HF	85	HFP3024	130	PF66	128
AMU1648WF	81	AMU664HW	87	HFP66	130	PF74	33
AMU1860	79	AMU664HWF	87	HFP86	130	PF86	128
AMU1860F	79	AMU664L	91	HFP108	24	PF94	33
AMU1860H	85	AMU664LF	91	HFP120	24	PG108	128
AMU1860HF	85	AMU664LW	93	HFP142	24	PG120	128
AMU1860HW	87	AMU664LWF	93	HFP66	24	PG142	128
AMU1860HWF	87	AMU664NL	97	HFP86	24	PG164	128
AMU1860L	91	AMU664NLF	97	HFP108	130	PG186	128
AMU1860LF	91	AMU664NLW	99	HFP120	130	PG206	128
AMU1860LW	93	AMU664NLWF	99	HFP142	130	PG2420	129
AMU1860LWF	93	AMU664T	103	HFP164	130	PG2424	129
AMU1860NL	97	AMU664TF	103	HFP186	130	PG3024	129
AMU1860NLF	97	AMU664TW	105	HFP206	130	PG66	128
AMU1860NLW	99	AMU664TWF	105	HFP66	130	PG86	128
AMU1860NLWF	99	AMU664W	81	HFP86	130	PL108	24
AMU1860T	103	AMU664WF	81	P108	128	PL120	24
AMU1860TF	103	AMU864	79	P120	128	PL142	24
AMU1860TW	105	AMU864CC	83	P142	128	PL66	24
AMU1860TWF	105	AMU864CCF	83	P164	128	PL86	24
AMU1860W	81	AMU864CCH	89	P186	128	PLA108	24
AMU1860WF	81	AMU864CCHF	89	P206	128	PLA120	24
AMU2060	79	AMU864CCL	95	P2420	129	PLA142	24
AMU2060F	79	AMU864CCLF	95	P2424	129	PLA66	24
AMU2060H	85	AMU864CCNL	101	P3024	129	PLA86	24
AMU2060HF	85	AMU864CCNLF	101	P3630CS	129		
AMU2060HW	87	AMU864CCT	107	P3636CS	129		
AMU2060HWF	87	AMU864CCTF	107	P4836CS	129		
AMU2060L	91	AMU864F	79	P6036CS	129		
AMU2060LF	91	AMU864H	85	P66	128		
AMU2060LW	93	AMU864HF	85	P7225CS	125		
AMU2060LWF	93	AMU864HW	87	P7249CS	127		
AMU2060NL	97	AMU864HWF	87	P86	128		
AMU2060NLF	97	AMU864L	91	PA108	128		

A photograph of a large, light-colored industrial building with a corrugated metal roof. In the foreground, there is a landscaped area with green grass, some shrubs, and a large stone pillar. The pillar has a sign that reads "ALLIED MOULDED PRODUCTS, INC." and "PLANT 3". A tall flagpole with an American flag stands to the right of the pillar. The sky is blue with some clouds.

EXPERIENCED MANUFACTURING






**Allied Moulded Products . . .
we've got you covered!**

We'll Work With You.

Our responsiveness to you goes beyond offering a quality product line. Valuing the relationships we have built with each customer, we work with you as partners to solve your protection requirements.

From product design to quick, on-time delivery, Allied Moulded provides fast, efficient service to meet your specific needs.

**Give us a try . . .
we'll work with you!**



Allied Moulded Products, Inc. manufactures a complete line of corrosion and UV resistant NEMA Type 4X nonmetallic (fiberglass and polycarbonate) enclosures for indoor or outdoor industrial applications. The fiberglass reinforced polyester enclosures are manufactured with ULTRAGUARD®, a proprietary material formulation offering all the advantages of nonmetallic materials including: UL® listed, RoHS compliance, increased strength, reduced weight, corrosion resistance, non-conductivity, UV resistance and ease of installation. The polycarbonate enclosures are injection molded with polycarbonate thermoplastic, offering many of the same great features as the fiberglass enclosures, with the option of a clear cover.

Allied Moulded Brand Names: POLYLINE®, ULTRALINE®,
ULTRAGUARD®, ULTRAPLUG®

Enclosure Ratings: NEMA 4X, 6P, IP66, and IP68

Enclosure Series: JIC, AM, AMHD-R, AMP, AM-R, AMU, Control & Empire

222 North Union St. • Bryan, OH 43506
Ph: 800.722.2679 • Fax: 800.237.7269
www.alliedmoulded.com



**ALLIED
MOULDED
PRODUCTS, Inc.**

Available Through: