

SECTION Q

Table of Contents



Hubbell SystemOne Recessed Systems 10, 8, 6 & 4 Inch



Hubbell SystemOne Multi-Service Applications



Hubbell Pedestal Multi-Service Applications



Product	Page
Hubbell SystemOne Recessed Systems	Q-2
How to Order	Q-4
10 Inch FRPT, Kits and Covers	Q-7
10 Inch Sub-Plates and Bottom Feed Plates	Q-8
10 Inch Accessories and Replacement Parts	Q-10
8 Inch Kits	Q-13
8 Inch FRPT, Covers and Accessories	Q-14
8 Inch Sub-Plates	Q-15
6 Inch Kits	Q-17
6 Inch FRPT, Covers and Accessories	Q-18
6 Inch Sub-Plates	Q-19
4 Inch Kits, FRPT and Covers	Q-21
4 Inch Sub-Plates and Accessories	Q-22
4 Inch Furniture Feed Kits, Covers & Accessories	Q-24
Hubbell SystemOne Flush Systems	Q-25
4 Inch One-Piece Units	Q-27
4 Inch Three-Piece Units	Q-28
Sub-Plates and Accessories	Q-29
Configuration Chart	Q-30

Product	Page
2X2 Flush FRPT 3 Inch Core Hole Units	
One and Two-Piece Units	Q-31
Service Fittings and Accessories	Q-31
Flush Duplex FRPT 3 Inch Core Hole Units	
One and Two-Piece Units	Q-32
Service Fittings and Accessories	Q-32
Flush Furniture Feed FRPT 3 Inch Core Hole Units	
Large Capacity, One and Two-Piece Units	Q-33
Service Fittings	Q-33
Painted Pedestal FRPT 2 and 3 Inch Core Hole Units	
Large Capacity, Two-Piece Units	Q-34
Pedestal Service Fittings and Face Plates	Q-34
Brushed Aluminum Pedestal FRPT	
3 Inch Core Hole Two-Piece Units	Q-35
Pedestal Plates and Accessories	Q-35
Technical Information	Q-36

Fire-Rated Poke-Throughs

Hubbell SystemOne Recessed FRPTs

Hubbell's SystemOne Recessed Fire-Rated Poke-Throughs (FRPT) enhance functionality providing increased power, data and AV capacity. Safety is improved with recessed connectivity, a low profile flange, and egress doors that hinge inwards. Building value is enhanced with plated finishes to match and blend with modern building décor.

10 Inch Concrete Core Hole Applications...



High Capacity Multimedia Applications


Sub-plate layout for the center four gangs of the ten inch FRPT allows for maximum AV capacity. The NEMA spacing plate allows the product flexibility to easily accept 3rd party products.



Sub-Plates Offer Application Flexibility

Perimeter sub-plates for the ten inch FRPT help compliment the AV or data in the center four gangs. Additionally these plates can be exchanged for other low voltage compatible plates.

10 Inch Recessed Access



Center Sub-Plates
with Perimeter Sub-plates

8 Inch Concrete Core Hole Applications...



High Capacity Multimedia Applications


Sub-plate layout for the center three gangs of the eight inch FRPT allows for maximum AV capacity. The NEMA spacing allows the product flexibility to easily accept 3rd party products.



Sub-Plates Offer Application Flexibility

Perimeter sub-plates for the eight inch FRPT help compliment the AV or data in the center three gangs. Additionally these plates can be exchange for other low voltage compatible plates.

8 Inch Recessed Access



Center Sub-Plates
with Perimeter Sub-plates

Fire-Rated Poke-Throughs

Hubbell SystemOne Recessed FRPTs

Hubbell's SystemOne Recessed Fire-Rated Poke-Throughs (FRPT) enhance functionality by providing increased power, data and AV capacity. Safety is improved with recessed connectivity, a low profile flange, and egress doors that hinge inwards. Building value is enhanced with plated finishes to match and blend with modern building décor.

6 Inch Concrete Core Hole Applications...



60/40 6 Inch Sub-Plate Split


An industry first, the 60/40 sub-plate layout allows for unmatched capacity with up to 12 keystone jacks and one 20A duplex.



50/50 6 Inch Sub-Plate Split

Two duplexes with ample AV and data are achieved by using the 50/50 sub-plate layout. Additionally this layout will accommodate two Style Line® devices for GFCI, surge, etc. applications.

6 Inch Recessed Access



60/40 split
Sub-Plates

50/50 split
Sub-Plates

4 Inch Concrete Core Hole Applications...



4 Inch Quad Sub-Plate


The pre-wired quad sub-plate can be wired as one circuit or two and includes 12 inch of stranded wire.



4 Inch 2X2 Sub-Plate

The 2x2 sub-plates are available with Style Line® or traditional duplex openings and can accommodate up to two keystone jacks.

4 Inch Recessed Access



Quad Sub-Plate

Multi & Single Service
Sub-Plates

Fire-Rated Poke-Throughs

ScrubShield®
Complies with UL514A



How to Order 10, 8, 6 and 4 Inch SystemOne Products

STEP 1: Select Recessed Access Poke-Through

10 Inch



8 Inch



6 Inch



4 Inch



Or Select Furniture Feed Poke-Through

10 Inch



6 Inch




4 Inch




STEP 2: Select Recessed Access Sub-Plate

10 Inch




Center Sub-Plates
with Perimeter Sub-plates

8 Inch



Center Sub-Plates
with Perimeter Sub-plates

6 Inch



60/40 split
Sub-Plates

50/50 split
Sub-Plates

4 Inch



Quad
Sub-Plates

2X2
Sub-Plates

Note: Furniture feed version does not require sub-plates.

How to Order 10, 8, 6 and 4 Inch SystemOne Products

STEP 3: Select Recessed Cover (Aluminum Cover Shown, see Below for All the Finishes Available)

10 Inch



8 Inch



6 Inch



4 Inch



Note: Tamper-Resistant 10 inch covers are also available.

Or Select Furniture Feed Cover (Aluminum Cover Shown, see Below for All the Finishes Available)

10 Inch



6 Inch



4 Inch



All Cover Finishes Shown Below

Brushed Aluminum

Brushed Brass Plated

Antique Bronze Plated

Black Powder Coat

Gray Powder Coat

Satin Nickel Plated



Recommended Fire-Rated Poke-Through Size Chart

To avoid over or under utilizing the capacity of the fire-rated poke-through, first determine how many gangs of power, data and AV are required for the application. The matrix below will guide you to the correct poke-through size.

Recommended Fire-Rated Poke-Through Size						
POWER GANGS	5	8"	10"	10"	10"	Exceeds capacity of Hubbell recessed poke-throughs
	4	8"	8"	10"	10"	10"
	3	6"	8"	8"	10"	10"
	2	6"	6"	8"	8"	10"
	1	4"	6"	6"	8"	8"
	0	—	4"	6"	8"	8"
DATA AND AV GANGS						
		0	1	2	3	4
		5	4	3	2	1

Example: 2-gangs of power, 1-gang of AV and 1-gang of data is required. Find the intersection for 2 power gangs with 2 data/AV gangs. The highlighted intersection defines the recommended FRPT.

Features and Benefits

SystemOne Recessed 10 Inch Fire-Rated Poke-Through Fittings

- The most dynamic FRPT system with the largest capacity available to meet all multimedia applications where power and voice/data are required
- Maintains concrete floor fire rating up to 2 hours
- Tamper-resistant recessed covers available
- Furniture feed cover available with (2) generous 2 inch NPT low voltage hubs and (2) 1 inch NPT power hubs
- Features ScrubShield® technology that exceeds UL514A scrubwater exclusion requirements



10 Inch FRPT
with Accessories



FRPT Design

- Step down installation
- Flexible single or multi-service
- Recessed connections



Covers

- Durable die-cast aluminum cover
- 1,000 lbs, static load rated cover
- Available as recessed or furniture feed
- Tamper-resistant recessed covers available
- Available in six architectural finishes



FRPT Chambers

- 4 inch deep access chamber
- 4.43 inch deep center device chamber
- Dividers to make up to 8 individual services
- Perimeter to perimeter wiring tunnel



Easy Mount Device Plates

- Multiple, open architecture mounting plates for power, data and AV
- 4 center gangs
- 2 full or 4 half independent perimeter gangs



Safety

- Low profile flange, 0.16 inch exceeds ADA requirements
- Two hide-away egress doors fold under cover while in use
- 180° opening of main door



Bottom Feed Plates

- 9 center chamber and 6 perimeter adaptable feed plates
- Center chamber ranges from 1/2" to 2-1/2"
- Perimeter ranges from 1/2" to 1-1/4"

SystemOne Recessed 10 Inch Core Hole Kits, for Use In Concrete Floors

10 Inch Fire-Rated Poke-Through

Hubbell SystemOne 10 Inch Recessed Floor Fitting with Installation Cover

Catalog Number

S1R10PTFIT

Approved for use in the City of Chicago with EMT and full blank bottom feed plates.

Note: See page Q-36 for technical information.

10 Inch Fire-Rated Poke-Through Kits

Kits include:

- (1) Hubbell SystemOne 10 inch recessed floor fitting (S1R10PTFIT)
- (2) Hubbell SystemOne 10 inch perimeter device mounting brackets (S1R10PSPREPBRKT)
- (4) Hubbell SystemOne 10 inch bottom center pass through plate (S1R10CBFPT)
- (3) Hubbell SystemOne 10 inch bottom perimeter blank plate (S1R10PBFBLANK)
- (1) Hubbell SystemOne 10 inch bottom perimeter ¾ inch plate (S1R10PBF075)
- (1) Hubbell SystemOne 10 inch perimeter divider (S1R10PERIMDIV)
- (1) Hubbell SystemOne 10 inch center divider (S1R10CENTERDIV)
- (1) Hubbell SystemOne 10 inch flange and universal cover assembly (S1R10CVRxx)

Cover Finish

Brushed Aluminum
Black Powder Coat
Brushed Brass Plated
Antique Bronze Plated
Gray Powder Coat
Satin Nickel Plated

Catalog Number

S1R10PTALU
S1R10PTBLK
S1R10PTBRS
S1R10PTBRZ
S1R10PTGRY
S1R10PTNKL



S1R10PTFIT



S1R10PTBRS

Pre-Wired 10 Inch Fire-Rated Poke-Through Kits

Kits include:

- (1) Hubbell SystemOne 10 inch recessed floor fitting (S1R10PTFIT)
- (2) 20A pre-wired receptacle sub-plates with 24 inch wire leads (S1R10PSPZ)
- (2) Hubbell SystemOne 10 inch perimeter device mounting brackets (S1R10PSPREPBRKT)
- (4) Hubbell SystemOne 10 inch bottom center pass through plate (S1R10CBFPT)
- (3) Hubbell SystemOne 10 inch bottom perimeter blank plate (S1R10PBFBLANK)
- (1) Hubbell SystemOne 10 inch bottom perimeter ¾ inch plate (S1R10PBF075)
- (1) Hubbell SystemOne 10 inch perimeter divider (S1R10PERIMDIV)
- (1) Hubbell SystemOne 10 inch center divider (S1R10CENTERDIV)
- (1) Hubbell SystemOne 10 inch flange and universal cover assembly (S1R10CVRxx)

Receptacles feature single circuit wiring

Cover Finish

Brushed Aluminum
Black Powder Coat
Brushed Brass Plated
Antique Bronze Plated
Gray Powder Coat
Satin Nickel Plated

Catalog Number

S1R10PTZALU
S1R10PTZBLK
S1R10PTZBRS
S1R10PTZBRZ
S1R10PTZGRY
S1R10PTZNKL



S1R10PTZBLK

Note: xx indicates finish options.

Recessed 10 Inch Covers

The 10 inch FRPT cover assembly unit includes solid cast aluminum construction and mounting hardware. Covers are recessed and available in a number of durable, yet beautiful finishes to match any décor. The flange height of 0.16 inch exceeds ADA requirement and suitable for use on any floor finish. All covers are UL514A, scrubwater compliant.



10 Inch Fire-Rated Poke-Through Covers

Finish	Recessed Cover Catalog Number	TR Recessed Cover* Catalog Number	Furniture Feed Cover** Catalog Number
Brushed Aluminum	S1R10CVRALU	S1R10CVRTRALU	S1R10FFCVRALU
Black Powder Coat	S1R10CVRBLK	S1R10CVRTRBLK	S1R10FFCVRBLK
Brushed Brass Plated	S1R10CVRBRS	S1R10CVRTRBRS	S1R10FFCVRBRS
Antique Bronze Plated	S1R10CVRBRZ	S1R10CVRTRBRZ	S1R10FFCVRBRZ
Gray Powder Coat	S1R10CVRGRY	S1R10CVRTRGRY	S1R10FFCVRGRY
Satin Nickel Plated	S1R10CVRNKL	S1R10CVRTRNKL	S1R10FFCVRNKL

Note: COVER LOAD RATING: 1,000 lbs with 2x safety factor. Load applied through a 3" (76mm) dia. mandrel at the center of the cover. Rated for static loads only.

*Tamper-resistant covers ship with (1) S1RTR10BIT Torx-T10 bit.

** (2) 1" NPT plugs for power with (2) 1" to ¾" reducers and (2) 2" NPT plugs for Low Voltage.

SystemOne Recessed 10 Inch Sub-Plates and Bottom Feed Plates

Perimeter Plate Configurations

- Available in pre-wired duplexes or openings to accommodate third party AV devices
- Available in full or 1/2 gang plates



Perimeter Sub-Plates - Full Gang

Description/Cat. No.	Sub-plate	Description/Cat. No.	Sub-plate	Description/Cat. No.	Sub-plate
(1) Style Line® decorator opening S1R10PSPD		(1) Duplex opening S1R10PSPJ		(1) 1.40" opening for simplex or 15A Twist-Lock® S1R10PSPJ	
(4) Extron® MAPP openings S1R10PSPC		(2) Extron® AAP openings S1R10PSPA		(1) 1.60" opening for 20A & 30A Twist-Lock® S1R10PSPG	

Perimeter Sub-Plates - 1/2 Gang*

Description/Cat. No.	Sub-plate	Description/Cat. No.	Sub-plate	Description/Cat. No.	Sub-plate	Description/Cat. No.	Sub-plate
(2) 20A pre-wired receptacles; 24" lead; one circuit (Supplied with isolated ground sticker) S1R10PSPZ		(2) 20A pre-wired receptacles; 25 foot lead; one circuit (Supplied with isolated ground sticker) S1R10PSPZ25		(2) 20A pre-wired receptacles; 24" lead; one circuit (Supplied with isolated ground sticker). Marked with "Controlled" S1R10PSPZC		(2) 20A pre-wired receptacles; 25 foot lead; one circuit (Supplied with isolated ground sticker). Marked with "Controlled" S1R10PSPZ25C	
Blank cover plate S1R10PSPB		(1) Unit Hubbell iSTATION opening S1R10PSPF		(1) VGA/HDMI/DP opening S1R10PSPH		(1) XLR opening S1R10PSPO	
(2) Extron® MAPP openings S1R10PSPV				Perimeter device bracket. S1R10PSPREPBRKT			

Note: Rectangle sub-plates are for center compartment, crescent sub-plates are for perimeter compartments and are not interchangeable.

*Requires S1R10PSPREPBRKT.

See page Q-7 for covers, Q-8 for bottom feed plates and Q-10 for accessories.

10 Inch Bottom Feed Plates

1-Gang Center Bottom Feed Plates	Catalog Number
1/2 inch EMT Feed	S1R10CBF050
3/4 inch EMT Feed	S1R10CBF075
1 inch EMT Feed	S1R10CBF100
1 1/4 inch EMT Feed	S1R10CBF125
Blank	S1R10CBFBLANK
Pass through	S1R10CBFPT**
2-Gang Center Bottom Feed Plates	
1 1/2 inch EMT Feed	S1R10CBF150
2 inch EMT Feed	S1R10CBF200
2 1/2 inch EMT Feed	S1R10CBF250*
Perimeter Bottom Feed Plates	
1/2 inch EMT Feed	S1R10PBF050
3/4 inch EMT Feed	S1R10PBF075
1 inch EMT Feed	S1R10PBF100
1 1/4 inch EMT Feed	S1R10PBF125
Blank	S1R10PBFBLANK
Pass through	S1R10PBFPT**

Note: *Data/AV wiring only.

**Not approved for use in the City of Chicago.

See page Q-36 for technical information.



Extron® is a registered trademark of Extron Electronics. Crestron® is a registered trademark of Crestron Electronics, Inc. FSR® is a registered trademark of FSR Inc.

SystemOne Recessed 10 Inch Sub-Plates

Center Plate Configurations

- 1, 2, 3 and 4 Gang Device Plates
- Accept third party AV devices (i.e. Extron®, Crestron®, FSR®)
- Multi-gang NEMA spaced plates available



Center Sub-Plates - Single Gang

Description/Cat. No.	Sub-plate	Description/Cat. No.	Sub-plate	Description/Cat. No.	Sub-plate	Description/Cat. No.	Sub-plate
(1) Style Line® decorator opening		3 Unit Hubbell iSTATION opening		(1) Duplex opening		Blank cover plate	
S1R10CSPD		S1R10CSPL		S1R10CSPI		S1R10CSPB	
(1) XLR opening		(2) XLR openings		(1) 1.40" opening for simplex or 15A Twist-Lock®		(1) 1.60" opening for 20A & 30A Twist-Lock®	
S1R10CSPX		S1R10CSP2X		S1R10CSPJ		S1R10CSPG	
(1) VGA/HDMI/DP opening		(2) VGA/HDMI/DP openings		(4) Extron® MAPP openings		Ortronics® TracJack®/ Series II® opening	
S1R10CSPH		S1R10CSP2H		S1R10CSPC		S1R10CSPK	

Center Sub-Plates - Two Gang

Description/Cat. No.	Sub-plate	Description/Cat. No.	Sub-plate	Description/Cat. No.	Sub-plate	Description/Cat. No.	Sub-plate
(2) Style Line® decorator openings NEMA spacing		Blank cover plate		(1) 2.16" opening for 30A & 50A, 3-wire, straight blade receptacle		(4) Extron® APP openings	
S1R10CSPM		S1R10CSP2B		S1R10CSPE		S1R10CSPU	

Center Sub-Plates - Three and Four Gang

Description/Cat. No.	Sub-plate	Description/Cat. No.	Sub-plate
(3) Style Line® decorator openings NEMA spacing		(4) Style Line® decorator openings	
S1R10CSPT		S1R10CSPP	
(4) Blank cover plate		(4) Duplex openings	
S1R10CSPQ		S1R10CSPR	

Note: Rectangle sub-plates are for center compartment, crescent sub-plates are for perimeter compartments and are not inter-changeable.
See page Q-7 for covers, Q-8 for bottom feed plates and Q-10 for accessories.

Extron® is a registered trademark of Extron Electronics.
TracJack®, Series II® and Ortronics® are registered trademarks of Ortronics/Legrand.
Crestron® is a registered trademark of Crestron Electronics, Inc.
FSR® is a registered trademark of FSR Inc.

SystemOne Recessed 10 Inch Accessories and Replacement Parts



S1R10PPT



S1R10ADMTBK



S1R10CVRBRUSH



S1R10TUNNEL

10 Inch Accessories

Description	Catalog Number
Pre-pour tube, includes hardware.	S1R10PPT*
Abandonment plate, black finish.	S1R10ADMTBK
Center divider.	S1R10CENTERDIV
Perimeter divider.	S1R10PERIMDIV
Egress door brushes (1 Pair).	S1R10CVRBRUSH
Perimeter to perimeter wiring tunnel.	S1R10TUNNEL
Power junction box, 27.0 cubic inches; (1) 3/4 inch and (1) 1 inch EMT connector.	S1FRPTJB
Perimeter device bracket.	S1R10PSPREPBKRT

Note: *Not UL Listed.



S1R10CENTERDIV



S1R10FFDIV



S1R10PSPREPBKRT



S1FRPTJB



S1R10INTUMDIV

10 Inch Replacement Parts

Description	Catalog Number
Intumescent replacement divider.	S1R10INTUMDIV
Replacement furniture feed cover dividers (1 pair).	S1R10FFDIV
Replacement tamper-resistant Torx-T10 bit.	S1RTR10BIT*

Note: *Not UL Listed.

Capacity, Capability and Versatility



Fire-Rated Poke-Throughs

SystemOne Fire-Rated Poke-Through and Floor Box Recessed Covers



Two Concrete Floor Applications

Fire-Rated Poke-Throughs are used when the conduits can't be installed in the concrete floor and for tenant improvements.




Floor boxes in concrete applications are used when the connecting conduits can be installed into the concrete floor.



Same Results!

Round low profile durable cover with recessed connections.



Features and Benefits

SystemOne Recessed 8 Inch Fire-Rated Poke-Through Fittings

- Perfect for high capacity multimedia applications where power and low voltage are required
- Maintains concrete floor fire rating up to 2 hours
- Fitting box standard
- For use in the City of Chicago applications, fitting box is NOT included
- Features ScrubShield® technology that exceeds UL514A scrubwater exclusion requirements



8 Inch FRPT
with Accessories



FRPT Design

- Step down installation
- Flexible single or dual service
- Recessed connections



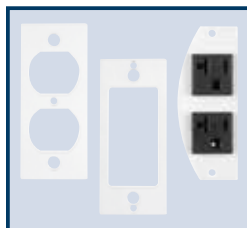
Covers

- Durable die-cast aluminum cover
- 1,000 lbs, static load rated cover
- Available in six architectural finishes



Chamber

- Recessed 3.5 inch deep connectivity chamber
- Large wiring compartments
- Fixed wiring chambers
- On-site exchangeable center compartment fitting
- Standard 3/4-inch EMT



Easy Mount Device Plates

- Multiple, open architecture mounting plates for power, data and AV
- 3 center gangs
- 2 independent perimeter gangs



Safety

- Low profile flange, 0.15 inch exceeds ADA requirements
- Two hide-away egress doors fold under cover while in use
- 180° opening of main door



8 Inch Sub-Plate Features

- Center and perimeter plate configurations
- Available in pre-wired 20A duplex receptacles or data/AV plates
- Multiple 20A duplex receptacles can be wired to a common circuit or independently
- NEMA spacing between devices

SystemOne Recessed 8 Inch Core Hole Kits, for Use In Concrete Floors

Pre-Wired 8 Inch Fire-Rated Poke-Through Kits

Kits include:

- (1) Hubbell SystemOne 8 inch floor fitting (S1R8PTFIT1)
- (4) 20A, pre-wired receptacles, 18 inch wire lead, two pieces (S1R8PSPZ)
- (1) Fitting connection box with 1 inch and 1½ inch EMT stubs (S1R8JNC1)
- (1) 8 inch flange and universal cover assembly (S1R8CVRxx)

Receptacles feature single circuit wiring



Cover Finish

Brushed Aluminum
Black Powder Coat
Brushed Brass Plated
Antique Bronze Plated
Gray Powder Coat
Satin Nickel Plated

Catalog Number

S1R8PTZZ1ALU
S1R8PTZZ1BLK
S1R8PTZZ1BRS
S1R8PTZZ1BRZ
S1R8PTZZ1GRY
S1R8PTZZ1NKL




S1R8PTZZ1NKL

8 Inch Fire-Rated Poke-Through Kits

Kits include:

- (1) Hubbell SystemOne 8 inch floor fitting (S1R8PTFIT1)
- (1) Fitting connection box with 1 inch and 1½ inch EMT stubs (S1R8JNC1)
- (1) 8 inch flange and universal cover assembly (S1R8CVRxx)



Cover Finish

Brushed Aluminum
Black Powder Coat
Brushed Brass Plated
Antique Bronze Plated
Gray Powder Coat
Satin Nickel Plated

Catalog Number


S1R8PT1ALU
S1R8PT1BLK
S1R8PT1BRS
S1R8PT1BRZ
S1R8PT1GRY
S1R8PT1NKL

Pre-Wired 8 Inch Fire-Rated Poke-Through Kits

Kits include:

- (1) Hubbell SystemOne 8 inch floor fitting (S1R8PTFIT2)
- (4) 20A, pre-wired receptacles, 18 inch wire lead, two pieces (S1R8PSPZ)
- (1) Fitting connection box with (2) 1 inch EMT stubs (S1R8JNC2)
- (1) 8 inch flange and universal cover assembly (S1R8CVRxx)

Receptacles feature single circuit wiring



Cover Finish

Brushed Aluminum
Black Powder Coat
Brushed Brass Plated
Antique Bronze Plated
Gray Powder Coat
Satin Nickel Plated

Catalog Number

S1R8PTZZ2ALU
S1R8PTZZ2BLK
S1R8PTZZ2BRS
S1R8PTZZ2BRZ
S1R8PTZZ2GRY
S1R8PTZZ2NKL




S1R8PT2BLK

8 Inch Fire-Rated Poke-Through Kits

Kits include:

- (1) Hubbell SystemOne 8 inch floor fitting (S1R8PTFIT2)
- (1) Fitting connection box with (2) 1 inch EMT stubs (S1R8JNC2)
- (1) 8 inch flange and universal cover assembly (S1R8CVRxx)



Cover Finish

Brushed Aluminum
Black Powder Coat
Brushed Brass Plated
Antique Bronze Plated
Gray Powder Coat
Satin Nickel Plated

Catalog Number


S1R8PT2ALU
S1R8PT2BLK
S1R8PT2BRS
S1R8PT2BRZ
S1R8PT2GRY
S1R8PT2NKL

Pre-Wired 8 Inch Fire-Rated Poke-Through for Data AV Kits

Kits include:

- (1) Hubbell SystemOne 8 inch floor fitting (S1R8PTFIT3)
- (4) 20A, pre-wired receptacles, 18 inch wire lead, two pieces (S1R8PSPZ)
- (1) Fitting connection box with one 2 inch EMT stubs (S1R8JNC3)
- (1) 8 inch flange and universal cover assembly (S1R8CVRxx)

Receptacles feature single circuit wiring



Cover Finish

Brushed Aluminum
Black Powder Coat
Brushed Brass Plated
Antique Bronze Plated
Gray Powder Coat
Satin Nickel Plated

Catalog Number

S1R8PTZZ3ALU
S1R8PTZZ3BLK
S1R8PTZZ3BRS
S1R8PTZZ3BRZ
S1R8PTZZ3GRY
S1R8PTZZ3NKL



S1R8PTZZ3BRS

8 Inch Fire-Rated Poke-Through Kits

Kits include:

- (1) Hubbell SystemOne 8 inch floor fitting (S1R8PTFIT3)
- (1) Fitting connection box with (1) 2 inch EMT stubs (S1R8JNC3)
- (1) 8 inch flange and universal cover assembly (S1R8CVRxx)



Cover Finish

Brushed Aluminum
Black Powder Coat
Brushed Brass Plated
Antique Bronze Plated
Gray Powder Coat
Satin Nickel Plated

Catalog Number

S1R8PT3ALU
S1R8PT3BLK
S1R8PT3BRS
S1R8PT3BRZ
S1R8PT3GRY
S1R8PT3NKL

Note: xx indicates finish options.

SystemOne Recessed 8 Inch FRPT and Covers, for Use In Concrete Floors



S1R8PTFIT1



S1R8PTFIT2CHI



S1R8PPT



S1R8ADMTBK



S1R8DIV



S1FRPTJB



S1R8JNC1



S1R8JNC7



S1R8JNC2



S1R8JNC9



S1R8JNC3



S1R8JNC10



S1R8JNC4



S1R8JNC11



S1R8JNC6



S1R8JNC12

8 Inch Fire-Rated Poke-Throughs

Description	Catalog Number
8 Inch Fire-Rated Poke-Through includes: (1) ¾ inch power EMT plus (1) S1FRPTJB box and flexible metal conduit. S1R8JNCxx Series fitting box not included.	S1R8PTFIT
8 Inch Fire-Rated Poke-Through includes: (1) ¾ inch power EMT plus (1) S1R8JNC1 with (1) 1 inch EMT and (1) 1½ inch EMT. (1) S1FRPTJB box and flexible metal conduit.	S1R8PTFIT1
8 Inch Fire-Rated Poke-Through includes: (1) ¾ inch power EMT plus (1) S1R8JNC2 with (2) 1 inch EMT (1) S1FRPTJB box and flexible metal conduit.	S1R8PTFIT2
8 Inch Fire-Rated Poke-Through includes: (1) ¾ inch power EMT plus (1) S1R8JNC3 with (1) 2 inch EMT (1) S1FRPTJB box and flexible metal conduit.	S1R8PTFIT3
8 Inch Fire-Rated Poke-Through includes: (1) ¾ inch power EMT plus (1) S1R8JNC1 with (2) 1 inch EMT and (1) 1½ inch EMT. S1FRPTJB box or flexible metal conduit not included.	S1R8PTFIT1CHI
8 Inch Fire-Rated Poke-Through includes: (1) ¾ inch power EMT plus (1) S1R8JNC2 with (2) 1 inch EMT. S1FRPTJB box or flexible metal conduit not included.	S1R8PTFIT2CHI
8 Inch Fire-Rated Poke-Through includes: (1) ¾ inch power EMT plus (1) S1R8JNC3 with (1) 2 inch EMT. S1FRPTJB box or flexible metal conduit not included.	S1R8PTFIT3CHI

Note: See page Q-37 for technical information.

Recessed 8 Inch Covers

8 Inch FRPT cover assembly unit includes solid cast aluminum construction, carpet gasket and mounting hardware.



Finish	Catalog Number
Brushed Aluminum	S1R8CVRALU
Black Powder Coat	S1R8CVRBLK
Brushed Brass Plated	S1R8CVRBRS
Antique Bronze Plated	S1R8CVRBRZ
Gray Powder Coat	S1R8CVRGRY
Satin Nickel Plated	S1R8CVRNKL

Note: COVER LOAD RATING: 1,000 lbs with 2x safety factor. Load applied through a 3" (76mm) dia. mandrel at the center of the cover. Rated for static loads only.

8 Inch Accessories

Description	Catalog Number
Pre-pour tube, includes hardware.	S1R8PPT*
Abandonment plate, black finish.	S1R8ADMTBK
Low voltage replacement divider.	S1R8DIV
Power junction box, 27.0 cubic inches; (1) ¾ inch and (1) 1 inch EMT connector.	S1FRPTJB

Note: *Not UL Listed.

Replacement Fitting Boxes

Description	Catalog Number
(1) 1½ inch & (1) 1 inch EMT.	S1R8JNC1
(2) 1 inch EMTs.	S1R8JNC2
(1) 2 inch EMT.	S1R8JNC3
(3) 1 inch EMTs.	S1R8JNC4
(1) 1½ inch & (1) 1¼ inch EMT.	S1R8JNC5
(2) 1¼ inch EMTs.	S1R8JNC6
(1) ¾ inch & (2) 1 inch EMTs.	S1R8JNC7
(1) ¾ inch & (1) 1¼ inch EMT.	S1R8JNC8
(1) ¾ inch & (2) 1¼ inch EMTs.	S1R8JNC9
(1) 1¼ inch & (1) 2 inch EMT.	S1R8JNC10
(1) 1½ inch & (1) 2 inch EMT.	S1R8JNC11
(3) 1¼ inch EMTs.	S1R8JNC12

SystemOne Recessed 8 Inch Sub-Plates

Center Plate Configurations

- Allows for 3 duplexes or up to 18 data/AV jacks. Other combinations possible
- Accepts third party AV devices (i.e. Extron®, Crestron®, FSR®)
- Standard NEMA spacing between devices



Perimeter Plate Configurations

- Available in pre-wired duplexes or openings to accommodate third party AV devices
- Multiple duplexes can be wired in the supplied junction box or independently



Center Sub-Plates - Single Gang

Description/Cat. No.	Sub-plate	Description/Cat. No.	Sub-plate
Blank cover plate		(2) Extron® MAAP openings	
S1R8CSPB		S1R8CSPC	
(1) 1 unit Hubbell iSTATION opening		(1) 1.5 unit Hubbell iSTATION opening (See section Y for modules)	
S1R8CSPD		S1R8CSPE	
(1) 1.60" opening for 20A & 30A Twist-Lock®		(1) Duplex opening	
S1R8CSPG		S1R8CSPI	
(1) 1.40" opening for simplex or 15A Twist-Lock®		(1) Style Line® decorator opening	
S1R8CSPJ		S1R8CSPK	

Perimeter Sub-Plates

Description/Cat. No.	Sub-plate	Description/Cat. No.	Sub-plate
Blank cover plate		Single Extron® MAAP opening	
S1R8PSPU		S1R8PSPV	
Pull through with 1" bushing opening		Single Extron® AAP opening	
S1R8PSPW		S1R8PSPX	
(1) 1 unit Hubbell iSTATION opening (See section Y for modules)		Dual 20A pre-wired power cubes; one circuit (Supplied with isolated ground sticker)	
S1R8PSPY		S1R8PSPZ	
Dual 20A pre-wired power cubes; one circuit (Supplied with isolated ground sticker); Marked with "Controlled"		S1R8PSPZ25 (25 foot leads)	
S1R8PSPZC			

Center Sub-Plates - Two Gang

Description/Cat. No.	Sub-plate	Description/Cat. No.	Sub-plate	Description/Cat. No.	Sub-plate	Description/Cat. No.	Sub-plate
Two gang; (4) Extron® AAP openings		Two gang; 3 unit Hubbell iSTATION opening (See section Y for modules)		Two gang; (2) Style Line® Decorator openings		Two gang; device depth extension collar (for use with 3rd party data up to 2.5" depth)	
S1R8CSPA		S1R8CSPL		S1R8CSPM		S1R8CSPEXT	

Center Sub-Plates - Three Gang

Description/Cat. No.	Sub-plate	Description/Cat. No.	Sub-plate	Description/Cat. No.	Sub-plate
Three gang; blank cover plate		Three gang; device depth extension collar (for use with 3rd party data up to 2.5" depth)		Three gang extender with two gang opening; device depth extension collar (for use with 3rd party data up to 2.5" depth)	
S1R8CSPN		S1R8CSPEXT3		S1R8CSPEXT32	

Note: Rectangle sub-plates are for center compartment, crescent sub-plates are for perimeter compartments and are not inter-changeable.
See page Q-14 for covers and accessories.

Extron® is a registered trademark of Extron Electronics.
Crestron® is a registered trademark of Crestron Electronics, Inc.
FSR® is a registered trademark of FSR Inc.

Features and Benefits

SystemOne Recessed 6 Inch Fire-Rated Poke-Through Fittings

- Maintains concrete floor fire rating up to 2 hours
- Junction box standard
- Includes (1) 2 inch data/AV EMT and (1) ¾ inch power EMT
- For use in the City of Chicago applications, junction box is NOT included
- Features ScrubShield® technology that exceeds UL514A scrubwater exclusion requirements



6 Inch FRPT
with Accessories



FRPT Design

- Step down installation
- Flexible single or dual service
- Recessed connections



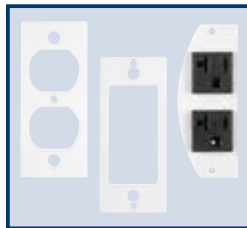
Covers

- Durable die-cast aluminum cover
- 1,000 lbs, static load rated cover
- Available as recessed or furniture feed
- Available in six architectural finishes



Chamber

- Recessed 3.5 inch deep connectivity chamber
- Large wiring compartments divides up to 2.9 inch (73mm) deep
- Adaptable low voltage divider
- 2-inch EMT bottom feed
- ¾-inch EMT bottom feed



Easy Mount Device Plates

- Multiple, open architecture mounting plates for power, data and AV



Safety

- Low profile flange, 0.15 inch exceeds ADA requirements
- Two hide-away egress doors fold under cover while in use
- 180° opening of main door



6 Inch Sub-Plate Features 60/40 or 50/50 Device Plate Combinations

- Allows for a wide array of data and AV connectivity with a 20A duplex receptacle
- The two plates can be independently wired

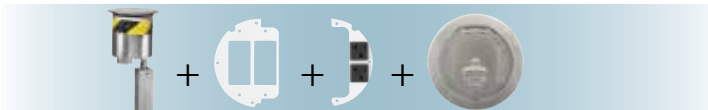
SystemOne Recessed 6 Inch Core Hole Kits, for Use In Concrete Floors

Pre-Wired 60/40 Split 6 Inch Fire-Rated Poke-Through for Data AV Kits

Kits include:

- (1) Hubbell SystemOne 6 inch floor fitting (S1R6PTFIT)
- (2) Decorator opening sub-plate (S1R6SPW)
- (2) 20A, pre-wired receptacle with 18 inch wire leads (S1R6SPZ)
- (1) 6 inch flange and universal cover assembly (S1R6CVRxx)

Receptacles feature single circuit wiring.



Cover Finish

Brushed Aluminum
Black Powder Coat
Brushed Brass Plated
Antique Bronze Plated
Gray Powder Coat
Satin Nickel Plated

Catalog Number

S1R6PTWZALU
S1R6PTWZBLK
S1R6PTWZBRS
S1R6PTWZBRZ
S1R6PTWZGRY
S1R6PTWZNKL



S1R6PTWZALU

Pre-Wired 50/50 Split 6 Inch Fire-Rated Poke-Through for Hubbell Data AV Kits

Kits include:

- (1) Hubbell SystemOne 6 inch floor fitting (S1R6PTFIT)
- (4) 1 Unit Hubbell iSTATION openings (S1R6SPD)
- (1) Decorator opening and (2) keystone openings (S1R6SPE)
- (4) 20A, pre-wired receptacles (S1R6SPH)
- (1) 6 inch flange and universal cover assembly (S1R6CVRxx)

Opening architecture Keystone openings accept Hubbell modular jacks and many others.

Receptacles feature single or two circuit wiring and isolated ground capability.



Cover Finish

Brushed Aluminum
Black Powder Coat
Brushed Brass Plated
Antique Bronze Plated
Gray Powder Coat
Satin Nickel Plated

Catalog Number

S1R6PTDEHALU
S1R6PTDEHBLK
S1R6PTDEHBRS
S1R6PTDEHBRZ
S1R6PTDEHGRY
S1R6PTDEHNKL



S1R6PTDEHBLK

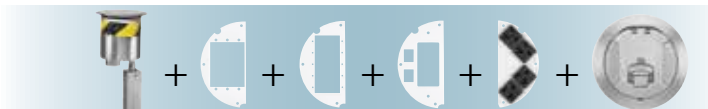
Pre-Wired 50/50 Split 6 Inch Fire-Rated Poke-Through for Hubbell or Third Party Devices Kits

Kits include:

- (1) Hubbell SystemOne 6 inch floor fitting (S1R6PTFIT)
- (3) Extron® AAP openings (S1R6SPA)
- (5) Extron® MAPP openings (S1R6SPC)
- (1) Decorator opening and (2) Hubbell keystone openings (S1R6SPE)
- (4) 20A, pre-wired receptacles (S1R6SPH)
- (1) 6 inch flange and universal cover assembly (S1R6CVRxx)

Opening architecture Keystone openings accept Hubbell modular jacks and many others.

Receptacles feature single or two circuit wiring and isolated ground capability.



Cover Finish

Brushed Aluminum
Black Powder Coat
Brushed Brass Plated
Antique Bronze Plated
Gray Powder Coat
Satin Nickel Plated

Catalog Number

S1R6PTACEHALU
S1R6PTACEHBLK
S1R6PTACEHBRS
S1R6PTACEHBRZ
S1R6PTACEHGRY
S1R6PTACEHNKL



S1R6PTBRS

6 Inch Fire-Rated Poke-Through with Finished Cover Kits

Kits include:

- (1) Hubbell SystemOne 6 inch floor fitting (S1R6PTFIT)
- (1) 6 inch flange and universal cover assembly (S1R6CVRxx)



Cover Finish

Brushed Aluminum
Black Powder Coat
Brushed Brass Plated
Antique Bronze Plated
Gray Powder Coat
Satin Nickel Plated

Catalog Number

S1R6PTALU
S1R6PTBLK
S1R6PTBRS
S1R6PTBRZ
S1R6PTGRY
S1R6PTNKL

6 Inch Fire-Rated Poke-Through for Furniture Feed Applications Kits

Kits include:

- (1) Hubbell SystemOne 6 inch floor fitting (S1R6PTFIT)
- (1) 6 inch furniture feed flange and cover assembly (S1R6FFCVRxx)
- (1) 2 inch conduit fitting
- (1) ¼ inch conduit fitting



Cover Finish

Brushed Aluminum
Black Powder Coat
Brushed Brass Plated
Antique Bronze Plated
Gray Powder Coat
Satin Nickel Plated

Catalog Number

S1R6PTFFALU
S1R6PTFFBLK
S1R6PTFFBRS
S1R6PTFFBRZ
S1R6PTFFGRY
S1R6PTFFNKL



S1R6PTFFNKL

Note: xx indicates finish options.

Extron® is a registered trademark of Extron Electronics.

SystemOne Recessed 6 Inch FRPT and Covers, for Use In Concrete Floors



S1R6PTFIT



S1R6PTFITCHI



S1R6PPT



S1R6ADMTBK



S1FRPTJB



S1R6DIV



S1R6SPEXT



S1RFFFIT2



S1RPLUG2ALU



S1RPLUG075ALU

6 Inch Fire-Rated Poke-Throughs

Description	Catalog Number
6 Inch Fire-Rated Poke-Through.	S1R6PTFIT
6 Inch Fire-Rated Poke-Through; for use in the City of Chicago.	S1R6PTFITCHI

Note: See page Q-36 for technical information.

Recessed 6 Inch Covers

6 Inch FRPT cover assembly unit includes solid cast aluminum construction, carpet gasket and mounting hardware.



Cover Finish	Catalog Number	Furniture Feed Option
Brushed Aluminum	S1R6CVRALU	S1R6FFCVRALU
Black Powder Coat	S1R6CVRBLK	S1R6FFCVRBLK
Brushed Brass Plated	S1R6CVRBRS	S1R6FFCVRBRS
Antique Bronze Plated	S1R6CVRBRZ	S1R6FFCVRBRZ
Gray Powder Coat	S1R6CVRGRY	S1R6FFCVRGRY
Satin Nickel Plated	S1R6CVRNKL	S1R6FFCVRNKL

Note: COVER LOAD RATING: 1,000 lbs with 2x safety factor. Load applied through a 3 in. (76) mandrel at the center of the cover. Static loads only.

6 Inch Accessories

Description	Catalog Number
Pre-pour tube, includes hardware.	S1R6PPT*
Abandonment plate, black finish.	S1R6ADMTBK
Low voltage replacement divider.	S1R6DIV
Power junction box, 27.0 cubic inches; (1) 3/4 inch and (1) 1 inch EMT connector.	S1FRPTJB
1 1/2 inch extension kit.	S1R6SPEXT
Power junction box	S1FRPTJB2

*Note: *Not UL Listed.*

Replacement Furniture Feed Fitting

Description	Catalog Number
2 inch furniture feed fitting.	S1RFFFIT2

Replacement Plugs

Finish	2 Inch	3/4 Inch
Brushed Aluminum	S1RPLUG2ALU	S1RPLUG075ALU
Black Powder Coat	S1RPLUG2BLK	S1RPLUG075BLK
Brushed Brass Plated	S1RPLUG2BRS	S1RPLUG075BRS
Antique Bronze Plated	S1RPLUG2BRZ	S1RPLUG075BRZ
Satin Nickel Plated	S1RPLUG2NKL	S1RPLUG075NKL

SystemOne Recessed 6 Inch Sub-Plates, for Use In Concrete Floors

60/40 Device Plate Combination

- Allows for up to twelve data/AV jacks plus a 20A duplex receptacle
- Two plates which can be wired independently



Left 60% Sub-Plates

Description/Cat. No.	Sub-plate	Description/Cat. No.	Sub-plate
(1) Extron® MAAP opening, (4) Extron® MAAP openings, (1) Extron® MAAP opening, left side only		(2) 1.5 unit Hubbell iSTATION openings, left side only (2) Extron® AAP openings, left side only	
S1R6SPT*		S1R6SPU*	
(1) Style Line® decorator and (2) Extron® MAAP openings, left side only		(2) Style Line® decorator openings, left side only	
S1R6SPV*		S1R6SPW*	
(1) Style Line® decorator and (2) Extron® AAP openings, left side only		(1) Style Line® decorator and (2) 1.5 unit Hubbell iSTATION openings, left side only (See section Y for modules)	
S1R6SPX*		S1R6SPY*	

Right 40% Sub-Plates

(2) 20A pre-wired receptacles; 16" lead; one circuit, right side only (Supplied with isolated ground sticker)		(2) 20A pre-wired receptacles; 25 foot lead; one circuit, right side only (Supplied with isolated ground sticker)	
S1R6SPZ		S1R6SPZ25	
(2) 20A pre-wired receptacles; 16" lead; one circuit, right side only (Supplied with isolated ground sticker); Marked with "Controlled"			
S1R6SPZC			

Note: Sub-plates can not be rotated to create additional layouts. When assembled, sub-plates can not overlap. Custom plates available upon request and may be subject to minimum order quantity.

*Sub-plates must only be used for Data/AV. Do not mix with power devices. See page Q-18 for covers and accessories.

50/50 Device Plate Combination

- Allows for up to eight Hubbell data jacks plus two 20A duplex receptacles
- Two plates which can be wired independently



Left 50% Sub-Plates

Description/Cat. No.	Sub-plate	Description/Cat. No.	Sub-plate
(3) Extron® AAP plate openings, left side only		Blank cover plate, left side only	
S1R6SPA		S1R6SPB	
(5) Extron® MAAP plate openings, left side only		(4) 1 unit Hubbell iSTATION openings, left side only (See section Y for modules)	
S1R6SPC		S1R6SPD	
(1) Style Line® decorator and (2) Hubbell keystone openings, left side only		(2) 1.5 unit Hubbell iSTATION openings, left side only (See section Y for modules)	
S1R6SPE*		S1R6SPF	
(3) Extron® MAAP openings and (2) Hubbell keystone jack openings, left side only		(1) Style Line® decorator opening, left side only	
S1R6SPL		S1R6SPM	
(1) Decorator opening and (2) Ortronics® TracJack® openings, left side only			
S1R6SPN			

Right 50% Sub-Plates

(1) Duplex device opening, right side only		(1) Style Line® Decorator device opening, right side only	
S1R6SPI		S1R6SPK	
(1) 1.60" opening for 20A and 30A Twist-Lock®, right side only		(1) 1.40" opening for simplex or 15A Twist-Lock®, right side only	
S1R6SPG		S1R6SPJ	
(4) 20A pre-wired receptacles; one or two circuits, right side only (Supplied with isolated ground sticker)		(4) 20A pre-wired receptacles; 16" leads; one or two circuits, right side only; Marked with "Controlled"	
S1R6SPH (16" leads)		S1R6SPHC4 (4 Controlled)	
S1R6SPH25 (25 foot leads)		S1R6SPHC2 (2 Controlled)	

Extron® is a registered trademark of Extron Electronics.

TracJack®, Series II® and Ortronics® are registered trademarks of Ortronics/Legrand.

Features and Benefits

SystemOne Recessed 4 Inch Fire-Rated Poke-Through Fittings

- Maintains concrete floor fire rating up to 2 hours
- Junction box standard, 27 cubic inches
- (1) ¾ inch conduit for power and (2) ½ inch conduits for low voltage
- For use in the City of Chicago applications, junction box is NOT included



4 Inch FRPT
with Accessories



FRPT Design

- Step down installation
- Flexible single or dual service
- Recessed connections




Covers

- Durable die-cast aluminum cover
- 1,000 lbs, static load rated cover
- Available in six architectural finishes



Chamber

- 3-inch deep user access chamber
- Deep wiring chamber for GFCI and USB devices
- Low voltage dividers
- Perimeter chamber:
(2) ½ inch EMTs bottom feed
- Center chamber:
(1) ¾ inch EMT bottom feed



Easy Mount Device Plates

- Field configurable device plates
- Multiple, open architecture mounting plates for power, data and AV



Safety

- Low profile flange, 0.15 inch exceeds ADA requirements
- Hide-away egress door folds under cover while in use
- 180° opening of main door



4 Inch Sub-Plate Features

- Sub-plates accept Hubbell keystone jacks
- Third party sub-plates accept Ortronics® TracJack®

TracJack®, Series II® and Ortronics® are registered trademarks of Ortronics/Legrand.

SystemOne Recessed 4 Inch Core Hole Kits, for Use In Concrete Floors

Pre-Wired, 4 Inch Quad Receptacle Kit, Recessed Connectivity, Fire-Rated Poke-Through for Power Only

Kits include:

- (1) Hubbell SystemOne 4 inch recessed floor fitting (S1R4PTFIT)
- (1) Hubbell pre-wired quad receptacle with mounting plate (S1R4SPQUAD)
- (1) Hubbell SystemOne 4 inch recessed activation cover (S1R4CVRxx)
- (1) Hubbell Junction box (S1FRPTJB)



Cover Finish	Catalog Number
Brushed Aluminum	S1R4PTQUADALU
Black Powder Coat	S1R4PTQUADBLK
Brushed Brass Plated	S1R4PTQUADBR
Antique Bronze Plated	S1R4PTQUADBRZ
Gray Powder Coat	S1R4PTQUADGRY
Satin Nickel Plated	S1R4PTQUADNKL



S1R4PTQUADALU

4 Inch Fire-Rated Poke-Through Kit, Recessed Connectivity

Kits include:

- (1) Hubbell SystemOne 4 inch recessed floor fitting (S1R4PTFIT)
- (1) Hubbell SystemOne 4 inch recessed activation cover (S1R4CVRxx)
- (1) Hubbell Junction box (S1FRPTJB)



Cover Finish	Catalog Number
Brushed Aluminum	S1R4PTALU
Black Powder Coat	S1R4PTBLK
Brushed Brass Plated	S1R4PTBRS
Antique Bronze Plated	S1R4PTBRZ
Gray Powder Coat	S1R4PTGRY
Satin Nickel Plated	S1R4PTNKL



S1R4PTBRS

Note: xx indicates finish options.

SystemOne Recessed 4 Inch FRPT and Covers, for Use In Concrete Floors

4 Inch Fire-Rated Poke-Throughs

Description	Catalog Number
4 Inch FRPT includes: Junction box and low voltage dividers.	S1R4PTFIT
4 Inch FRPT includes: Low voltage dividers, junction box NOT included.	S1R4PTFITCHI
4 Inch FRPT includes: Quad sub-plate and junction box.	S1R4PTQUAD

Note: See page Q-22 for sub-plates and accessories.
See page Q-39 for technical information.



S1R4PTFIT
S1R4PTFITQUAD

Recessed 4 Inch Covers

Single fold under cable egress door. Unit includes solid cast aluminum construction, carpet gasket and mounting hardware.



Cover Finish	Catalog Number
Brushed Aluminum	S1R4CVRALU
Black Powder Coat	S1R4CVRBLK
Brushed Brass Plated	S1R4CVRBRS
Antique Bronze Plated	S1R4CVRBRZ
Gray Powder Coat	S1R4CVRGRY
Satin Nickel Plated	S1R4CVRNKL

Note: COVER LOAD RATING: 1,000 lbs with 2x safety factor. Load applied through a 3" (76mm) dia. mandrel at the center of the cover.
Rated for static loads only.



S1R4PTFITCHI

Fire-Rated Poke-Throughs

ScrubShield®
Complies with UL514A



SystemOne Recessed 4 Inch Sub-Plates and Accessories

The 4 Inch recessed cover is available in a number of durable, yet beautiful finishes to match any décor. The flange height of 0.15 inch exceeds ADA requirements and suitable for use on any floor finish. All covers are UL514A, scrubwater compliant.



Device Mounting Plates

Description / Catalog Number	Sub-plate	Description / Catalog Number	Sub-plate	Description / Catalog Number	Sub-plate
2X2 Sub-plate with (1) Style Line® decorator device opening and (2) keystone jack openings S1R4SP2X2STYLE		(1) Style Line® decorator device opening for power or datacom applications S1R4SPSTYLE		2X2 Sub-plate with (1) Style Line® decorator device opening and (2) Ortronics® TracJack® openings S1R4SP2X2STYLETJ	
2X2 Sub-plate with (1) duplex device opening and (2) keystone jack openings S1R4SP2X2DUPLEX		(1) Duplex device opening for power or datacom applications S1R4SPDUPLEX		2X2 Sub-plate with (1) duplex device opening and (2) Ortronics® TracJack® openings S1R4SP2X2DUPLEXTJ	
(4) Single 20A receptacles. Can be wired as single or two circuit with isolated ground capability, 12" wire leads S1R4SPQUAD		(1) 1.60" opening for 20A or 30A Twist-Lock® receptacle S1R4SPTWIST		(1) 1.40" opening for simplex receptacle S1R4SPSIMPLEX	

Note: See section Y for data jacks and frames.



HBL8300ILW

For low light applications (i.e. under tables or podiums) consider using Hubbell's LED illuminated receptacles: HBL8200ILW 15A, LED or HBL8300ILW 20A, LED.



S1R4PPT



S1R4FRPTADMTBK



S1R4DIV

4 Inch Accessories

Description	Catalog Number
Pre-pour tube, includes hardware.	S1R4PPT*
Abandonment plate, black finish.	S1R4FRPTADMTBK
Low voltage replacement divider.	S1R4DIV

Note: *Not UL Listed.

Design Solutions for:

Retail, Cafeterias, Commercial Office Space, Mass Transit Hubs, Education.



Tile



Carpet



Terrazzo

For Technical files, including BIM models, CAD files and Customer drawings, please visit www.hubbell-wiring.com under the Technical tab.

TracJack®, Series II® and Ortronics® are registered trademarks of Ortronics/Legrand.

Features and Benefits

SystemOne Recessed 4 Inch Furniture Feed Fire-Rated Poke-Through Fittings

- Excellent solution for retrofit and new construction
- Maintains concrete floor fire rating up to 4 hours
- One ¾ inch conduit for power and one 1½ inch conduit for low voltage
- Junction box standard, 27 cubic inches
- For use in the City of Chicago, junction box is NOT included



4 Inch Furniture Feed FRPT with Accessories



FRPT Design

- Step down installation
- Flexible single or dual service
- Adjustable lower fire barrier accommodates concrete floor thicknesses from 2¼ to 7 inch



Cover Construction

- Durable die-cast aluminum cover
- 1,000 lbs, static load rated cover
- Available in six architectural finishes



Chambers

- Fittings include removable metallic low voltage divider
- Cover hubs in-line with fitting EMT conduits for easy wiring
- (1) 1½ inch EMT conduit for low voltage
- (1) ¾ inch EMT conduit for power



Furniture Feed Cover Design

- Seamless one piece design
- (1) 1½ inch EMT conduit for low voltage
- (1) ¾ inch EMT conduit for power
- 5½ inch diameter flange



Safety

- Low profile flange, 0.15 inch exceeds ADA requirements
- UL514A scrubwater compliant



Application Compatibility

- Hubbell PolyTuff® I conduits
- Hubbell SwivelLok® fittings
- Metallic/Non-metallic liquidtight fittings

SystemOne Furniture Feed 4 Inch Core Kits, Covers and Accessories



S1R4PTFFALU



S1R4PTFFBLKJ



S1R4PTAVFIT



S1R4PTAVFITJ



S1R4PPT



S1R4FFADMTBK

SystemOne Furniture Feed 4 Inch Core Kits, Use In Concrete Floors

Fire-Rated Poke-Through, Furniture Feed Flush Connectivity

Kits Include:
(1) Hubbell SystemOne 4 Inch flush furniture feed fitting (S1R4PTAVFIT)
(1) Hubbell SystemOne 4 Inch flush furniture feed activation cover (S1R4CVRxx)

Cover Finish	Catalog Number
Brushed Aluminum	S1R4PTFFALU
Black Powder Coat	S1R4PTFFBLK
Brushed Brass Plated	S1R4PTFFBRS
Antique Bronze Plated	S1R4PTFFBRZ
Gray Powder Coat	S1R4PTFFGRY
Satin Nickel Plated	S1R4PTFFNKL

Fire-Rated Poke-Through, Furniture Feed Flush Connectivity

Kits Include:
(1) Hubbell SystemOne 4 Inch flush furniture feed fitting (S1R4PTAVFIT)
(1) Hubbell SystemOne 4 Inch flush furniture feed activation cover (S1R4CVRxx)
(1) Hubbell Junction Box (S1FRPTJB)

Cover Finish	Catalog Number
Brushed Aluminum	S1R4PTFFALUJ
Black Powder Coat	S1R4PTFFBLKJ
Brushed Brass Plated	S1R4PTFFBRSJ
Antique Bronze Plated	S1R4PTFFBRZJ
Gray Powder Coat	S1R4PTFFGRYJ
Satin Nickel Plated	S1R4PTFFNKLJ

SystemOne Furniture Feed 4 Inch FRPT and Covers, Use In Concrete Floors

4 Inch Furniture Feed Fire-Rated Poke-Throughs

Description	Catalog Number
4 Inch FRPT Includes: low voltage divider, junction box NOT included	S1R4PTAVFIT
4 Inch FRPT Includes: low voltage divider and junction box	S1R4PTAVFITJ

Flush 4 Inch Furniture Feed Covers

One piece cover solid cast aluminum construction with (1) 1½" hub for low voltage and (1) ¾" hub for power. Liquid-tight fittings not included.



Cover Finish	Catalog Number
Brushed Aluminum	S1R4FFCVRALU
Black Powder Coat	S1R4FFCVRBLK
Brushed Brass Plated	S1R4FFCVRBRS
Antique Bronze Plated	S1R4FFCVRBRZ
Gray Powder Coat	S1R4FFCVRGRY
Satin Nickel Plated	S1R4FFCVRNKL

Note; COVER LOAD RATING: 1,000 lbs. with 2x safety factor. Load applied through a 3" (76mm) dia. Mandrel at the center of cover without fittings installed. Rated for static loads only.

4 Inch Furniture Feed Accessories

Description	Catalog Number
Pre-pour tube, includes mounting hardware.	S1R4PPT*
Abandonment plate, black finish.	S1R4FFADMTBK


*Note: *Not UL Listed.*

Fire-Rated Poke-Throughs

Products at a Glance

Featuring the innovative SystemOne product line, Hubbell's offering of Fire-Rated Poke-Throughs (FRPT) products provide installers with a broad range of options to support a wide array of connections. Hubbell SystemOne flush FRPTs install in a 4 inch core hole and provide users the flexibility to create personal solutions for their most demanding applications.

Hubbell SystemOne Flush FRPTs for 4 Inch Concrete Core Hole Applications...



Multi-Service Applications

This Hubbell SystemOne sub-plate incorporates two Style Line® rectangular openings. These can be used for a variety of power and/or data applications. It will accommodate 15 or 20 amp, standard, isolated ground, GFCI or surge protected receptacles. Using communication frames it can provide up to a 6-port multi-service or a 12-port all communication solution.



Multimedia Applications

Other Hubbell SystemOne sub-plates are designed to meet the growing needs of the audio and video markets. Some sub-plates provide power outlets with Hubbell's AV products including 15-pin SVGA, RCA, S-Video, 3.5mm stereo, and XLR microphone jacks. Other sub-plates can accommodate Extron® Electronics MAAP and AAP series AV modules.



4X4 Applications

Provides maximum power capacity for flush, multi-service applications. This sub-plate features a pre-wired four outlet 20A, 125V receptacle and four openings for Hubbell's Snap Fit, flush mount modular jacks and AV connectors.

Traditional Hubbell FRPTs for 3 Inch and 2 Inch Concrete Core Hole Applications...



Flush Applications

Hubbell offers a variety of single and multi-service flush fire-rated poke-through products. It incorporates a Hubbell Style Line®, 20 amp, duplex receptacle and two Hubbell Category 6 data jacks. The jacks mount flush to the cover for an unobtrusive appearance. Various colors and all brass versions are available.



Pedestal Applications

Hubbell offers single and multi-service pedestal style FRPTs for those applications requiring above-the-floor connections. Available in 2, 4 or 6-gang sizes, pedestal FRPTs provide more power and low voltage connections to the desktop than most flush configurations in a 3 Inch core hole.



Furniture Feed Applications

Hubbell offers single and multiple service flush and pedestal style FRPTs that deliver power and voice/data cabling to feed furniture systems. Various models can feed up to 2 inch conduit and can accommodate up to 36 Category 5e data cables.

Extron® is a registered trademark of Extron Electronics.

Features and Benefits

SystemOne Flush 4 Inch Core Through Floor Fittings



- Step down installation clips allow the fitting to be installed or removed from the floor above
- Fire barrier expands during fire conditions to maintain the floor's fire rating
- Adjustable lower fire barrier accommodates concrete floor thicknesses from 2¼ to 7 inch
- Oversized EMT conduit tubes for increased cable capacity

Universal Flange and Cover Assembly



- Hinged doors open 180 degrees flush to the carpet flange or tile
- Locking studs allow each door to be secured independently
- The universal carpet or tile flange can be used for Hubbell SystemOne Fire-Rated Poke-Throughs and Floor Boxes
- Finishes and colors available:



Hubbell SystemOne Flush Sub-Plates

Hubbell's modular sub-plate design allows users to economically upgrade Hubbell SystemOne FRPT and Floor Boxes to accommodate future moves, additions and changes. See page Q-27 for additional information.



4x4 Sub-Plate



Datacom and Power Sub-Plate



Extron® APP/MAPP and Power Sub-Plate



Dual Style Line® Decorator Sub-Plate



Twist-Lock® Sub-Plate



Furniture Feed Cover, Carpet

Extron® is a registered trademark of Extron Electronics. Siemon™ is a trademark of The Siemon Company. Panduit® is a registered trademark of Panduit Corp. SYSTIMAX® is a registered trademark of CommScope, Inc. Ortronics® is a registered trademark of Ortronics/Legrand.

Features

- Accepts all Hubbell SystemOne universal covers and flush sub-plates
- Excellent solution for retrofit and new construction
- Delivers power, voice, data and multimedia
- UL listed for use in 1 – 4 hour fire rated floors at 100% rated fill
- Available with integral power junction box
- SystemOne Fire-Rated Poke-Throughs are approved for use in the City of Chicago
- UL installation spacing - minimum 2 feet on center, not more than one per 65 square feet of floor area in each span

Features

- Durable cast aluminum construction available in black, gray, brass, aluminum and ivory powder coat finishes
- Features ScrubShield® technology that exceeds UL514A scrubwater exclusion requirements
- Provides consistent look and maximum functionality throughout the installed life
- Meets ADA requirements for accessible design

Features

- Durable cast aluminum construction, powder coat finish
- Hubbell 4X4: four 20A, 125V receptacles, four keystone openings for voice/data jacks and flush multimedia connectors
- Hubbell X-END and Hubbell iSTATION modular connectivity
- Accommodates Extron® Electronics Architectural Series AV system integration products
- Accommodates GFCI, surge and standard Style Line® Decorator receptacles
- Twist-Lock® receptacle with two flush keystone openings
- Large capacity and multi-service furniture feed applications
- Open system sub-plates permit maximum data flexibility

SystemOne Flush Systems 4 Inch Core Hole One-Piece Units, for Use In Concrete Floors

Hubbell SystemOne 4 Inch Core Hole, One-Piece Units

All Hubbell SystemOne 4 Inch core, one-piece units include the sub-plate and cover to simplify your order and reduce installation time. Units are also available with a power junction box installed. The junction box is also available for purchase separately.



Description	Color	Catalog Number without Junction Box	Catalog Number with Junction Box*
One-Piece 4X4 Poke-Through Assembled-unit includes: <ul style="list-style-type: none"> • Hubbell SystemOne 4X4 floor fitting (S1PT4X4FIT) • 4x4 sub-plate (S1SP4X4) • Finish flange and universal carpet cover assembly (S1CFCxx) • 4-hour fire classification Keystone openings accept Hubbell modular jacks, X-END connectors and flush multimedia snap fit connectors. Receptacles feature single or two circuit wiring and isolated ground capability.	Aluminum Finish Brass Finish Black/Brass Finish Black Gray	S1PT4X4AL S1PT4X4BRS S1PT4X4BRS3 S1PT4X4BL S1PT4X4GY	S1PT4X4ALJ S1PT4X4BRSJ S1PT4X4BRS3J S1PT4X4BLJ S1PT4X4GYJ
One-Piece Dual Style Line® Decorator Poke-Through Assembled-unit includes: <ul style="list-style-type: none"> • Hubbell SystemOne dual channel floor fitting (S1PTFIT) • Dual Style Line® decorator opening sub-plate (S1SP) • Finish flange and universal carpet cover assembly (S1CFCxx) • 4-hour fire classification Style Line® decorator openings accept two Style Line® decorators or one surge or GFCI receptacle and one Style Line® decorator receptacle. Outlet frames can be used to convert the application to a 6-port multi-service or a 12-port all communication solution. Fitting is 4-hr rated at 100% fill to accommodate (12) Cat. 6A cables (0.330" diameter).	Aluminum Finish Brass Finish Black Gray	S1PTAL S1PTBRS S1PTBL S1PTGY	S1PTALJ S1PTBRSJ S1PTBLJ S1PTGYJ
One-Piece Modular AV Poke-Through Assembled-unit includes: <ul style="list-style-type: none"> • Hubbell SystemOne AV floor fitting (S1PTAVFIT) • 20A, 125V power and 3-unit Hubbell iSTATION sub-plate (S1SP3IM) • Finish flange and universal carpet cover assembly (S1CFCxx) • 4-hour fire classification The Hubbell iSTATION's recessed opening can accommodate data/voice/audio and video solutions including 15-pin VGA, RCA, S-Video, 3.5mm stereo, X-END, HDMI and XLR microphone jacks.	Aluminum Finish Brass Finish Black Gray	S1PT3IMAL S1PT3IMBRS S1PT3IMBL S1PT3IMGY	S1PT3IMALJ S1PT3IMBRSJ S1PT3IMBLJ S1PT3IMGYJ
One-Piece Furniture Feed Poke-Through Assembled-unit includes: <ul style="list-style-type: none"> • Hubbell SystemOne AV floor fitting (S1PTAVFIT) • Hubbell SystemOne furniture feed cover plate (S1SPFFxx) • 4-hour fire classification This solution provides one ¾ in. conduit for power and one 1½ in. conduit for low-voltage. Furnished with two screw-in flexible metal conduit connectors.	Aluminum Finish Brass Finish Black Gray	S1PTFFAL S1PTFFBRS S1PTFFBL S1PTFFGY	S1PTFFALJ S1PTFFBRSJ S1PTFFBLJ S1PTFFGYJ



S1PT4X4BLJ



S1PTAL



S1PT3IMAL



S1PTFFGY

Note: *Junction box factory installed on through floor fitting. See pages Q-40 and Q-41 for technical information.

SystemOne Flush Systems 4 Inch Core Hole Three-Piece Units, for Use In Concrete Floors

Hubbell SystemOne 4 Inch Core, Three-Piece Units



S1PT4X4FITJ



S1PTFIT



S1PTAVFIT

Description

4X4 Through Floor Fitting

Through floor fitting with two ¾ in. EMT for communications and one ¾ in. EMT for power. For use with Hubbell SystemOne universal covers and S1SP4X4 and S1SPTL series sub-plates only. Universal cover and sub-plate ordered separately. 4-hour fire classification.

Catalog Number
without Junction Box

S1PT4X4FIT

Catalog Number
with Junction Box*

S1PT4X4FITJ

Dual Channel Through Floor Fitting

Through floor fitting with two 1 in. EMT conduit stems to feed power and/or communication services. For use with Hubbell SystemOne universal covers and all Hubbell sub-plates except S1SP4X4 and S1SPTL series. Universal cover and sub-plate ordered separately. 4-hour fire classification.

S1PTFIT

S1PTFITJ

AV Through Floor Fitting

Through floor fitting with one ¾ in. EMT conduit stem for power and one 1½ in. EMT conduit stem for communication services. Ideal for demanding, high capacity AV and data requirements. For use with Hubbell SystemOne universal covers and all Hubbell sub-plates except S1SP4X4 and S1SPTL series. Universal cover and sub-plate ordered separately. 4-hour fire classification.

S1PTAVFIT

S1PTAVFITJ

Note: *Junction box factory installed on through floor fitting. See pages Q-40 and Q-41 for technical information.

Hubbell SystemOne Universal Cover

- Cast aluminum construction
- Durable powder coat finish



Finish/Color	Carpet	Tile
Aluminum Finish	S1CFCAL	S1TFCAL
Brass Finish	S1CFCBRS	S1TFCBRS
Black	S1CFCBL	S1TFCBL
Gray	S1CFCGY	S1TFCGY
Ivory	S1CFCI	S1TFCI



Aluminum
Finish



Brass
Finish



Black



Gray


















Ivory

Poke Through Accessories

Description	Color	Catalog Number
Abandonment Plates Used to cover abandoned SystemOne Fire-Rated Poke-Throughs or Floor Boxes.		
	Black Gray	S1AP4BL S1AP4GY
Fire-Rated Closure Plug Used to seal a 4 Inch core hole when the FRPT is no longer required and the through-floor fitting is removed. Maintains the floor's 1-4 hour fire rating.		
	Black Gray	S1FRP4BL S1FRP4GY
Power Junction Box For use with SystemOne Fire-Rated Poke-Throughs. Provides 27.0 cubic inches. (1) ¾ and (1) 1" EMT connector supplied. Trade size knockouts: Top (1) 1 inch Bottom (1) ¾ inch Sides (2) ½ inch (1) ¾ inch		
		S1FRPTJB
4 Inch Dia., Pre-Pour Tube Includes hardware.		
		S1R4PPT*




Note: *Not UL Listed.

SystemOne Flush Sub-Plates

Description	Catalog Number	Description	Catalog Number	Description	Catalog Number
Style Line® Decorator/GFCI (2) Style Line® decorator openings for power and/or datacom applications.	 S1SP	Duplex/Duplex (2) Duplex openings for power and/or datacom applications.	 S1SPDU	Duplex/Style Line® Decorator (1) Duplex and (1) Style Line® decorator opening for power and/or datacom applications.	 S1SPDUSL
Hubbell 4 X 4 (4) 20A, 125V receptacles. (4) Keystone openings for Hubbell jacks or flush AV connectors. Power can be wired as single or two circuit with isolated ground capability. Includes  stickers.	 S1SP4X4 S1SP4X4C	Carpet Furniture Feed Cover/Flange* (1) 3/4" and (1) 1 1/2" NPT access holes for power and/or datacom applications. Universal Cover not required. Includes carpet flange.	 S1SPFFAL S1SPFFBRS S1SPFFBL S1SPFFGY	Tile Furniture Feed Cover/Flange* (1) 3/4" and (1) 1 1/2" NPT access holes for power and/or datacom applications. Universal Cover not required. Includes tile flange.	 S1SPFFTAL S1SPFFTBR S1SPFFTBL S1SPFFTGY
Aluminum Fin. Brass Finish Black Gray	Provided with 15 ft. wire leads Provided with 30 ft. wire leads			Aluminum Fin. Brass Finish Black Gray	
Single Receptacle + Data Opening for 20 or 30A Twist-Lock® receptacle (1.56" OD) and (2) Keystone openings for Hubbell jacks or flush AV connectors.	 S1SPTL	Hubbell DataCom + Power (1) 20A, 125V receptacle and 3-unit recessed Hubbell iSTATION opening for data, voice, and AV applications. Marked with 	 S1SP3IM S1SP3IMC	Hubbell DataCom + Duplex (1) Duplex opening, (2) flush Keystone openings and 1.5 unit recessed Hubbell iSTATION opening for data, voice and AV applications.	 S1SPDU2IM
Hubbell DataCom + Style Line® Decorator (1) Style Line® decorator opening, (2) flush Keystone openings and 1.5 unit recessed Hubbell iSTATION opening for data, voice and AV applications.	 S1SPSL2IM	Hubbell DataCom 1 unit flush Hubbell iSTATION opening and 3-unit recessed Hubbell iSTATION opening for data, voice, and AV applications.	 S1SP4IM	Active Multimedia + Power Single 20A, 125V receptacle; (2) flush Keystone openings; (1) rectangular Style Line® decorator opening to accommodate active multimedia modules or low voltage outlet frames.	 S1SPAMM20 S1SPAMM20C
Extron® or FSR + Power (1) 20A, 125V receptacle. Recessed opening for (3) single Extron® MAAP series adapter plates or FSR IPS plates.	 S1SPEXT1 S1SPEXT1C	Extron® or FSR + Power (1) 20A, 125V receptacle. Recessed opening for (1) single Extron® MAAP and (2) single AAP series adapter plates or FSR IPS plates.	 S1SPEXT2 S1SPEXT2C	Extron® or FSR Single-Service Recessed opening for (2) single Extron® MAAP and (2) single AAP series adapter plates or FSR IPS plates.	 S1SPEXT3
Marked with 		Marked with 		Marked with 	
Extron® AAP + Power (1) 20A, 125V receptacle. (2) flush Keystone & recessed opening for (2) single Extron® AAP Series adapter plates.	 S1SPEXT4 S1SPEXT4C	Ortronics Series II® + Power (1) 20A, 125V receptacle. Recessed opening for (3) 1 unit Ortronics Series II® modules.	 S1SPORT S1SPORTC	Ortronics TracJack® + Power (1) 20A, 125V receptacle. Recessed bezel for (6) Ortronics TracJack® modules.	 S1SPTRAC S1SPTRACC
Marked with 		Marked with 		Marked with 	
Panduit Mini Com® 4 X 4 (4) 20A, 125V receptacles. (4) Openings for Panduit Mini-Com Connectivity.	 S1SP4X4PA S1SP4X4PAC	SYSTIMAX® 4 X 4 (4) 20A, 125V receptacles. (4) Openings for SYSTIMAX® Connectivity.	 S1SP4X4SYS S1SP4X4SYSC	Siemon MAX® + Power (1) 20A, 125V receptacle. Recessed bezel for (6) Siemon MAX® modules.	 S1SPMAX S1SPMAXC
Includes  stickers.		Includes  stickers.		Marked with 	

Note: *Furnished with two screw-in flexible metal conduit connectors. See Network Wiring section for complete offering of Hubbell jacks, frames and datacom accessories. See page Q-30 for FRPT Configuration Chart.

Sub-Plate Accessories

Description		Description	Catalog Number	
Replacement Threaded Conduit Plugs Used with S1SPFFx and S1SPFFTx only. Sub-plate is supplied with plugs.		Replacement for S1SPMAX . Sub-plate is supplied with data frame. Works with Siemon MAX®.	S1DFMAX	
		Replacement for S1SPTRAC sub-plate. Sub-plate is supplied with data frame. Works with Ortronics TracJack®.	S1DFTRAC	
Color	1 1/2" Plug	3/4" Plug		
Aluminum Finish	S1FP15AL	S1FP34AL	Blank Style Line® decorator frame, Black.	NS620BK
Brass Finish	S1FP15BRS	S1FP34BRS	2-Port Style Line® decorator frame, Black.	ISF2BK
Black	S1FP15BL	S1FP34BL	4-Port Style Line® decorator frame, Black.	ISF4BK
Gray	S1FP15GY	S1FP34GY	6-Port Style Line® decorator frame, Black.	ISF6BK

Extron® is a registered trademark of Extron Electronics. MAX® is a registered trademark of The Siemon Company. Mini-Com® and Panduit® are registered trademarks of Panduit Corp. SYSTIMAX® is a registered trademark of CommScope, Inc. TracJack®, Series II® and Ortronics® are registered trademarks of Ortronics/Legrand.

SystemOne Flush Configuration Chart			Floor Boxes*						4" Core Hole Fire-Rated Poke-Throughs		
Approved for use in the City of Chicago. (except S1PFB)			Non-Metallic	Metal							
Sub-Plates			S1PFB	S1CFB	S1SFB	S1SFBCR	S1SFBAV	S1SFBAVCR	S1PTFIT	S1PT4X4FIT	S1PTAVFIT
S1SP	Style Line® Decorator/GFCI										
S1SPDU	Duplex/Duplex		3	3.5	3.5	3.5	3.5	3.5	+	X	+
S1SPDUSL	Duplex/Style Line® Decorator		3	3.5	3.5	3.5	3.5	3.5	+	X	+
S1SP4X4 S1SP4X4PA S1SP4X4SYS	Hubbell 4 X 4 Panduit Mini-Com® 4 X 4 SYSTIMAX® 4 X 4		4	4	4	4	4	4	X	+	X
S1SP4X4C S1SP4X4PAC S1SP4X4SYSC	Marked with "C" Controlled										
S1SPTL	Twist-Lock® Receptacle + Data		4	4	4	4	4	4	X	+	X
S1SP3IM	Hubbell DataCom + Power		5	5	5	5	5	5	+	X	+
S1SP4IM	Hubbell DataCom		3.5	3.5	3.5	3.5	3.5	3.5	+	X	+
S1SPDU2IM	Hubbell DataCom + Duplex		5	5	5	5	5	5	+	X	+
S1SPSL2IM	Hubbell DataCom + Style Line® Decorator		5	5	5	5	5	5	+	X	+
S1SPFFxx (Carpet)	Furniture Feed Cover/Flange (Replace "xx" with BRS (Brass finish), AL (Aluminum finish), BL (Black) or GY (Gray).		3	3.5	3.5	3.5	3.5	3.5	+	X	+
S1SPFFTxx (Tile)											
S1SPEXT1	Extron® or FSR + Power		4	4	4	4	4	4	+	X	+
S1SPEXT1C	Marked with "C" Controlled										
S1SPEXT2	Extron® or FSR + Power		4	4	4	4	4	4	+	X	+
S1SPEXT2C	Marked with "C" Controlled										
S1SPEXT3	Extron® or FSR Single-Service		4.5	4.5	4.5	4.5	4.5	4.5	+	X	+
S1SPEXT4	Extron® or FSR + Power		4	4	4	4	4	4	+	X	+
S1SPEXT4C	Marked with "C" Controlled										
S1SPORT	Ortronics Series II® + Power		5	5	5	5	5	5	+	X	+
S1SPORTC	Marked with "C" Controlled										
S1SPTRAC	Ortronics TracJack® + Power		5	5	5	5	5	5	+	X	+
S1SPTRACC	Marked with "C" Controlled										
S1SPMAX	Siemon MAX® + Power		5	5	5	5	5	5	+	X	+
S1SPMAXC	Marked with "C" Controlled										
S1SPAMM20	Active Multimedia + Flush Keystone + Power		5	5	5	5	5	5	+	X	+
S1SPAMM20C	Marked with "C" Controlled										
S1CFCxx (Carpet)	SystemOne Floor Boxes and FRPTs use SystemOne Universal Covers (Replace "xx" with BRS (Brass finish), AL (Aluminum finish), BL (Black) or GY (Gray).		Signifies minimum depth of concrete pour in inches for Hubbell SystemOne Floor Boxes.						+	+	X
S1TFCxx (Tile)			Extron® is a registered trademark of Extron Electronics. MAX® is a registered trademark of The Siemon Company. Mini-Com® and Panduit® are registered trademarks of Panduit Corp. SYSTIMAX® is a registered trademark of CommScope, Inc. TracJack®, Series II® & Ortronics® are registered trademarks of Ortronics/Legrand.								


Traditional Flush 2X2 FRPT 3 Inch Core Hole Units, for Use In Concrete Floors

2X2 Flush FRPT, One-Piece Units (PT2X2FIT)

Description	Color	Catalog Number	Description	Color/Material	Catalog Number
2X2 Poke-Through Non-metallic Cover	Black/Aluminum Black/Aluminum Black Gray Black Gray	PT2X2ALU3 PT2X2IGALU3 PT2X2BL PT2X2GY PT2X2IGBL* PT2X2IGGY*	2X2 Poke-Through	Black/Brass Brass Finish/Brass Black/Brass Brass Finish/Brass	PT2X2BRS3 PT2X2BRS PT2X2IGBRS3* PT2X2IGBRS*
<ul style="list-style-type: none"> Pre-wired 20A Style Line® decorator duplex receptacle and (2) Category 6 data jacks Painted or brushed aluminum flange Approved for use in the City of Chicago 			<ul style="list-style-type: none"> Pre-wired 20A Style Line® decorator duplex receptacle and (2) Category 6 data jacks Solid brass flange Approved for use in the City of Chicago 		

Note: *Includes pre-wired 20A isolated ground Style Line® decorator duplex receptacle.



2X2 Flush FRPT, Two-Piece Units

Description	Catalog Number
Multi-Channel Through-Floor Fitting with (1) ¼ in. EMT stem with junction box for power and (2) ½ in. EMT stems for low voltage.	PT2X2FIT
	<p>Specifications:</p> <ul style="list-style-type: none"> 1 – 4 hour fire rating (1 – 3 hour for steel floor units and concrete topping, D900 Series Design) For 2¼ in. to 7 in. floor thickness UL installation spacing – minimum 2 ft. on center and not more than one per 65 sq. ft. of floor area Approved for use in the City of Chicago

Service Fittings

Description	Color	Catalog Number	Description	Color/Material	Catalog Number
2X2 Service Fitting Non-metallic Cover/ Aluminum Flange	Black/Aluminum Black Gray	PT2X2SFALU3 PT2X2SFBL PT2X2SFGY	2X2 Service Fitting Non-metallic Cover/ Brass Flange	Black/Brass Brass Finish/Brass	PT2X2SFBR3 PT2X2SFBR3
<ul style="list-style-type: none"> Pre-wired 20A Style Line® decorator duplex receptacle and (2) Category 6 data jacks Painted or brushed aluminum flange 			<ul style="list-style-type: none"> Pre-wired 20A Style Line® decorator duplex receptacle and (2) Category 6 data jacks Solid brass flange 		



Accessories

Description	Color/Material	Catalog Number	Description	Color/Material	Catalog Number
Non-metallic Replacement Covers	Brass Finish Black Gray	PT2X2CBRS PT2X2CBL PT2X2CGY	Closure Plug Textured aluminum plug seals 3 in. core hole when FRPT is no longer required and is removed. Maintains the floor's 1 – 4 hour fire rating. UL Listed and CSA Certified.	Gray	FRP250
					

Note: See page Q-43 for technical information.


Traditional Flush Duplex FRPT 3 Inch Core Hole Units, for Use In Concrete Floors

Flush Duplex FRPT, One-Piece Units



Description	Color	Catalog Number	Description	Color/Material	Catalog Number
Flush Poke-Through	Black Brown Gray Ivory Gray Ivory	PT7FSDBLA PT7FSDBRA PT7FSDGYA PT7FSDIA PT7IGFSDGYA* PT7IGFSDIA*	Flush Brass Poke-Through	All Brass Black/Brass All Brass	PT7FSDBRS2A PT7FSDBRS3A PT7IGFSDBRSA*
Complete assembled unit includes: <ul style="list-style-type: none"> • Pre-wired 20A duplex receptacle • Non-metallic flip lid cover with (2) ½ in. diameter low voltage feed-through holes • Painted aluminum flange 			Complete assembled unit includes: <ul style="list-style-type: none"> • Pre-wired 20A duplex receptacle • All brass or black non-metallic cover option • Flip lid cover with (2) ½ in. diameter low voltage feed-through holes • Solid brass flange 		

Note: *Includes pre-wired 20A isolated ground duplex receptacle.

Flush FRPT, Two-Piece Units

Description	Catalog Number
Multi-Channel Through-Floor Fitting with (1) ¾ in. EMT stem for power and (2) ½ in. low voltage feed-through holes.	PT7FSD (with Junction Box) PT73SD (without Junction Box)
 <p>Specifications:</p> <ul style="list-style-type: none"> • 1 – 4 hour fire rating (1 – 3 hour for steel floor units and concrete topping, D900 Series Design) • For 2¼ in. to 7 in. floor thickness • UL installation spacing – minimum 2 ft. on center and not more than one per 65 sq. ft. of floor area 	

Service Fittings

Description	Color	Catalog Number	Description	Color/Material	Catalog Number
Flush Aluminum Service Fitting	Black Brown Gray Ivory	FRFBLA FRFBRA FRFGYA FRFIA	Flush Brass Service Fitting	Solid Brass	FRFBRS2A
Complete assembled unit includes: <ul style="list-style-type: none"> • Pre-wired 20A duplex receptacle • Non-metallic flip lid cover with (2) ½ in. diameter low voltage feed-through holes • Painted aluminum flange 			Complete assembled unit includes: <ul style="list-style-type: none"> • Pre-wired 20A duplex receptacle • Solid brass flip lid cover with (2) ½ in. diameter low voltage feed-through holes • Solid brass flange 		



Accessories

Description	Color	Catalog Number	Description	Color/Material	Catalog Number
Non-metallic Replacement Covers	Black Brown Gray Ivory	PFBRCBLA PFBRCBRA PFBRCGYA PFBRCIA	All Brass Replacement Covers	Solid Brass	BRS2RCA
					

Note: See page Q-35 for 3 Inch FRPT accessories.
See page Q-43 for technical information.

Traditional Flush Furniture Feed FRPT 3 Inch Core Hole Units, for Use In Concrete Floors

Large Capacity, Single-Service Flush Furniture Feed FRPT, Two-Piece Units

Description	Catalog Number	Description	Color/Material	Catalog Number
Large Capacity, Single-Service Through Floor Fitting with (1) 2 in. EMT stem. Will accommodate up to 36 Category 6 cables.	PT2FIT	Large Capacity Cover/Flange	Brass Finish Black Gray	FF2BRS FF2BK FF2GY
Specifications: <ul style="list-style-type: none"> 1- to 2-hour fire rating Single-Service, Power or Data For 2¼ to 7 in. floor thickness UL installation spacing – minimum 2 ft. on center and not more than 1 per 65 sq. ft. of floor area Approved for use in the City of Chicago 		Specifications: <ul style="list-style-type: none"> Cover/flange with 1¼ in. and 2 in. trade size combination knockout Painted aluminum cover and flange Approved for use in the City of Chicago 		



Note: See page Q-44 for technical information.

Flush Furniture Feed FRPT, One-Piece Units


Description	Color	Catalog Number	Description	Color	Catalog Number
3-Service Furniture Feed Poke-Through	Black Gray Ivory	PT73FFSDBK PT73FFSDGY PT73FFSDI	Single-Service Furniture Feed Poke-Through	Black Gray Ivory	PT7FFSDGY PT7FFSDI
Complete assembled unit includes: <ul style="list-style-type: none"> PT73SD floor fitting Aluminum cover with (2) ½ in. threaded hubs for low voltage and (1) ¾ in. threaded hub for power Painted aluminum flange 			Complete assembled unit includes: <ul style="list-style-type: none"> PT71SD floor fitting Aluminum cover with (1) KO to accept a ¾ in. connector Painted aluminum flange 		

Note: See page Q-44 for technical information.

Flush Furniture Feed FRPT, Two-Piece Units

Description	Catalog Number	Description	Catalog Number
3-Service Furniture Feed Through-Floor Fitting with (1) ¾ in. EMT stem for power and (2) ½ in. low voltage conduit holes.	PT73SD	Single-Service Furniture Feed Through-Floor Fitting with (1) ¾ in. EMT stem for power or low voltage applications.	PT71SD
Specifications: <ul style="list-style-type: none"> 1 – 4 hour fire rating (1 – 3 hour for steel floor units and concrete topping, D900 Series Design) 		Specifications: <ul style="list-style-type: none"> For 2¼ to 7 in. floor thickness UL installation spacing – minimum 2 ft. on center and not more than 1 per 65 sq. ft. of floor area 	


Service Fittings

Description	Color	Catalog Number	Description	Color	Catalog Number
3-Service Furniture Feed Service Fitting	Black Gray Ivory	FRF3BK FRF3GY FRF3I	Single-Service Furniture Feed Service Fitting	Brass Finish Black Gray	FRF1BRS FRF1BK FRF1GY
Complete assembled unit includes: <ul style="list-style-type: none"> Aluminum cover with (2) ½ in. threaded hubs for low voltage and (1) ¾ in. threaded hub for power Painted aluminum flange 			Complete assembled unit includes: <ul style="list-style-type: none"> Aluminum cover with (1) KO to accept a ¾ in. connector Painted aluminum flange 		

Note: See page Q-35 for 3 Inch FRPT accessories.
See page Q-44 for technical information.

Painted Pedestal FRPT 2 and 3 Inch Core Hole Units, for Use In Concrete Floors


3 Inch Core Hole, Two-Piece Unit

Description	Catalog Number
Large Capacity Multi-Service Pedestal Through-Floor Fitting with (1) 1 1/4 in. EMT stem for low voltage and (1) 1/2 in. EMT stem for power applications.	PT7XC
	

Specifications:

- 1 – 4 hour fire rating (1 – 3 hour for steel floor units and concrete topping, D900 Series Design)
- For 2 1/4 in. to 7 in. floor thickness
- Approved for use in the City of Chicago

2 Inch Core Hole, Two-Piece Unit

Description	Catalog Number
Multi-Service Pedestal Through-Floor Fitting with (1) 3/4 in. EMT stem for low voltage and (1) 1/2 in. EMT stem for power applications.	PT27A
	

Specifications:

- 1 – 4 hour fire rating (1 – 3 hour for steel floor units and concrete topping, D900 Series Design)
- For 2 1/4 in. to 7 in. floor thickness
- Approved for use in the City of Chicago

Note: See page Q-45 for technical information.

Pedestal Service Fittings (Order 1 plate per gang)

Description	Color/Material	Catalog Number	Description	Color	Catalog Number	Description	Color	Catalog Number
2-Gang	Alum. Finish Black Gray	FR280ALA FR280BKA FR280GYA	4-Gang	Black Gray	FR480BKA FR480GYA	6-Gang	Black Gray	FR680BKA FR680GYA
								
FR280BKA			FR480GYA			FR680BKA		

Use with PT27A only.

Use with PT27A or PT7XC.

Use with PT27A or PT7XC.

- Painted aluminum housing with low voltage barrier(s); plates and devices sold separately
- For additional barriers, use **FRBR1**, see page Q-33.
- UL Listed and CSA Certified

Note: See page Q-45 for technical information.

Pedestal Face Plates (Order 1 plate per gang)

Description	Color/Material	Catalog Number	Description	Color/Material	Catalog Number
Duplex	Black Gray	SS2309DBKA SS2309DGYA	Furniture feed (3/4 in. KO)	Alum. Finish Black Gray	SS2309FALA SS2309FBKA SS2309FGYA
Style Line®/GFCI	Black Gray	SS2309SLBKA SS2309SLGYA	Furniture feed (1 in. KO)	Black Gray	SS2309F1BKA SS2309F1GYA
Single receptacle (1.39 in. OD)	Black Gray	SS2309SBKA SS2309SGYA	Bushed data opening (1 in. ID)	Black Gray	SS2309TBKA SS2309TGYA
Blank	Alum. Finish Black Gray	SS2309BALA SS2309BBKA SS2309BGYA	<ul style="list-style-type: none"> • Painted aluminum plates • UL Listed and CSA Certified 		

Brushed Aluminum Pedestal FRPT 3 Inch Core Hole Two-Piece Units, for Use In Concrete Floors

Through-Floor Fitting

Description	Catalog Number
Large Capacity Multi-Service Pedestal Through-Floor Fitting with (1) 1 1/4 in. EMT stem for low voltage and (1) 1/2 in. EMT stem for power applications.	PT7XC
Specifications:	
<ul style="list-style-type: none"> 1 – 4 hour fire rating (1 – 3 hour for steel floor units and concrete topping, D900 Series Design). For 2 1/4 in. to 7 in. floor thickness. Approved for use in the City of Chicago. 	



Pedestal Service Fitting

Description	Color/Material	Catalog Number
2-Gang Pedestal Service Fitting For use with PT7XC only.	Brushed Aluminum	FR80AL
Specifications:		
<ul style="list-style-type: none"> Brushed aluminum housing with low voltage barrier. Plates and devices sold separately. 		



Note: See pages Q-45 and Q-46 for technical information.

Plates

Description	Catalog Number	Description	Catalog Number
Duplex	SS309D	Furniture feed (3/4 in. KO)	SS309SF*
Style Line®/GFCI	SS309DS	Furniture feed, blank	SS309BF*
Single receptacle (1.39 in. OD)	SS309S	Bushed data opening (1 in. ID)	SS309T
Blank	SS309B	<ul style="list-style-type: none"> 302/304 stainless steel plates (SS309SF and SS309BF are aluminum). UL Listed and CSA Certified. 	

Note: *For furniture feed applications using **SS309SF**, a blank **SS309BF** must be used for second plate.

3 Inch Core Hole FRPT Accessories

Description	Color	Catalog Number	Description	Color/Gang	Catalog Number
Flush FRPT Abandonment Plate Use with PT7FSD, PT73SD or PT71SD only. Covers the opening when FRPT is abandoned. Service fitting is removed and through-floor fitting remains.	Gray Ivory	AP2GY AP2I	PT7XC Extension Kit Extends PT7XC FRPT to accommodate between 7 in. and 13 in. floor thickness.	—	EXT13
Multi-Service Furniture Feed Replacement Inserts Use as a replacement cover for PT73FFSD series, or to convert installed PT7FSD series into furniture feed FRPTs. Includes (2) 1/2 in. threaded hubs for low voltage and (1) 3/4 in. threaded hub for power. (UL Listed only.)	Gray Ivory	FF3GY FF3I	Pedestal FRPT Abandonment Plate Use with PT27A or PT7XC only. Covers the opening when FRPT is abandoned. Service fitting is removed and through-floor fitting remains.	Gray/ 2-gang Gray/ 4-gang	AP22 AP42
Replacement Low Voltage Barrier Use with FR280, FR480, and FR680 pedestal service fittings only when additional power/low voltage separation is required.		FRBR1			



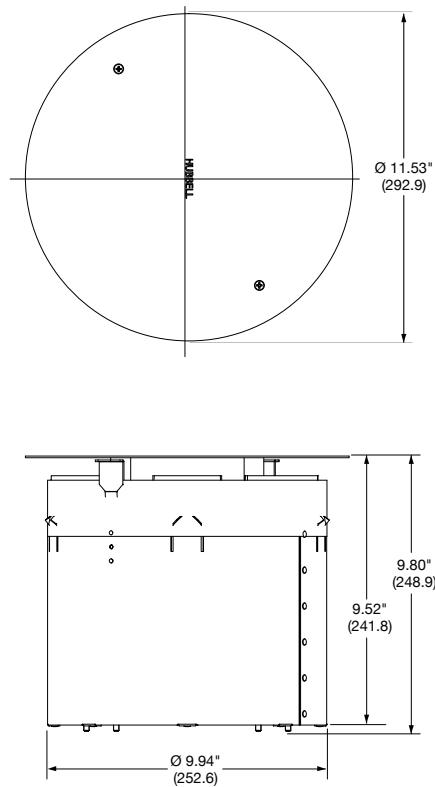
Fire-Rated Poke-Throughs

ScrubShield®
Complies with UL514A

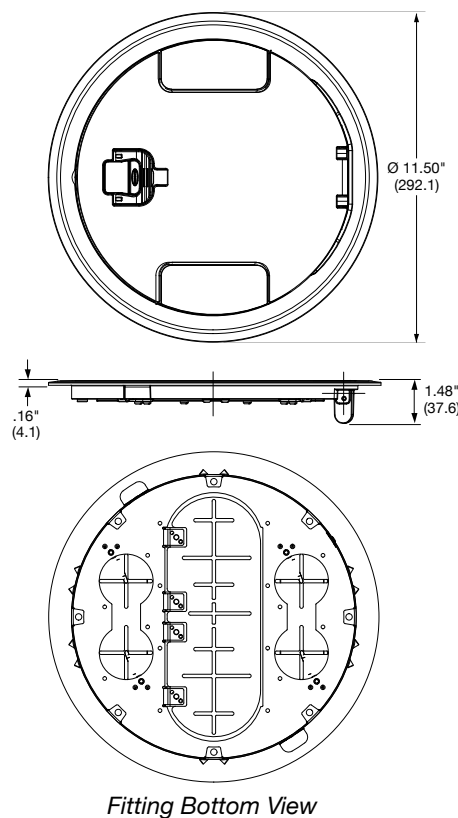


Hubbell SystemOne Recessed 10 Inch Series

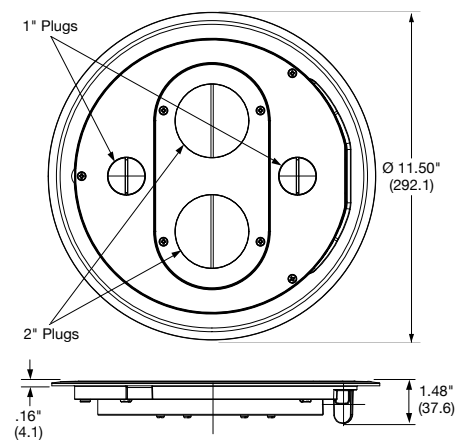
S1R10PTFIT Series



S1R10CVR Recessed Cover Series



S1R10CVRFF Cover Series



Product Information

- Plated cast aluminum covers available in brass, nickel or bronze finishes. Additionally available in brushed aluminum or black and gray powder coat.
- S1R10PSPZ series sub-plates supplied with pre-wired dual 20A receptacles. Wired with three #12 AWG solid conductors.
- Receptacles can be wired as dual circuit and isolated ground.
- S1R10FFCVR series furnished with one (2) 1 in. to 3/4 in. threaded reducer
- Meets ADA requirements for accessible design, "changes in level."
- Meets UL 514A scrubwater exclusion requirements.
- COVER LOAD RATING: 1,000 lbs with 2x safety factor. Load applied through a 3 in. (76) dia. mandrel at the center of the cover. **Rated for static loads only.**

Application Data

- Mounted in 10 in. (254.0) cored concrete diameter through hole.
- Minimum floor thickness: 2 1/4 in. (57.2).
- UL Listed for fire resistance in 1 – 2 hour rated D900 series floors.
- Approved for use in the City of Chicago.
- Not intended to be used in high traffic installations and not intended to support furniture.

Wire Size (AWG)	Copper Cross Sectional Area for Solid or Stranded Conductors
#24	.00032 sq. in. (.206mm ²)
#23	.00040 sq. in. (.258mm ²)
#22	.00050 sq. in. (.322mm ²)
#14	.00323 sq. in. (2.083mm ²)
#12	.00512 sq. in. (3.303mm ²)
#10	.00815 sq. in. (5.258mm ²)
#8	.01296 sq. in. (8.361mm ²)

UL Listed Wiring Capacity

	S1R10PT Recessed Series		S1R10PT FF Series	
Fire Resistance Rating	2-Hrs. (D900)		2-Hrs. (D900)	
Max. Copper Cross Section	Center Chamber .0978 sq. in.	Perimeter Chambers (each) .0408 sq. in.	Each 1 in. Power Hub .1304 sq. in.	Each 2 in. Low Voltage Hub .0962 sq. in.

UL Characteristics

Listing	UL File Number	ULC File Number
Outlet Box	E31999	CEYYC
Fire Resistance	R8429	R8429

For use in 1, 1 1/2 or 2 hour rated unprotected reinforced floors or in 1 or 2 hour rated floors employing steel floor units and concrete topping (D900 Series designs).
UL Spacing Restrictions - Minimum of 2 ft. on center and not more than one unit per each 65 square feet of floor area in each span.

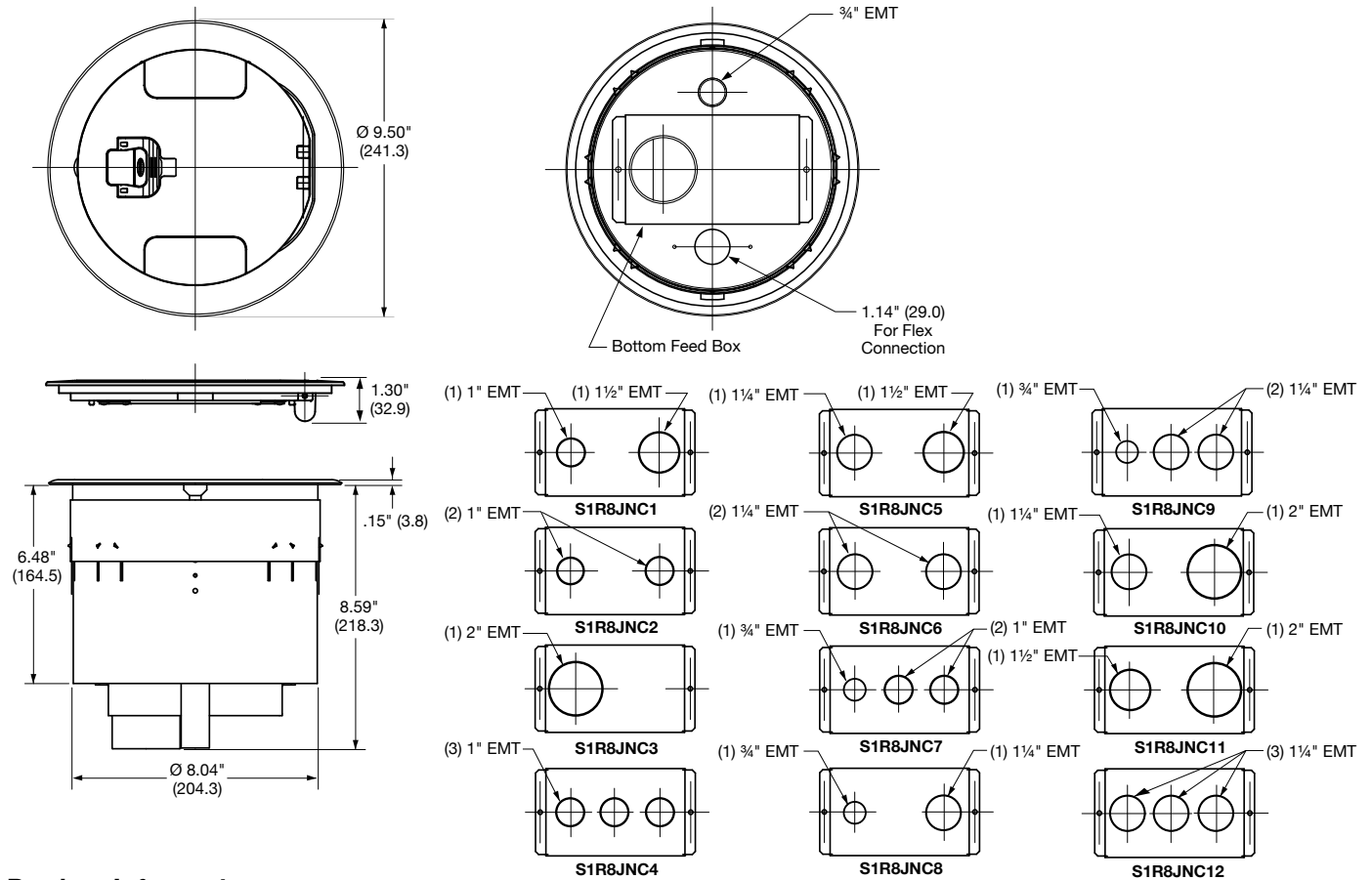
Note: The above product data pertains to both kitted units and through-floor fittings.

When connecting conduit sweeps to through-floor fittings, ensure compliance with NEC fill tables.

Dimensions in Inches (mm)

Hubbell SystemOne Recessed 8 Inch Series

S1R8PT Series



Product Information

- Plated cast aluminum covers available in brass, nickel or bronze finishes. Additionally available in brushed aluminum or black powder coat.
- S1R8PSPZ sub-plate supplied with pre-wired dual 20A receptacle. Wired with three #12 AWG solid conductors.
- Meets ADA requirements for accessible design, "changes in level."
- Meets UL 514A scrubwater exclusion requirements.
- COVER LOAD RATING: 1,000 lbs with 2x safety factor. Load applied through a 3 in. (76) dia. mandrel at the center of the cover. **Rated for static loads only.**

Application Data

- Mounted in 8 in. (203.2) cored concrete diameter through hole.
- Minimum floor thickness: 2 1/4 in. (57.2).
- UL Listed for fire resistance in 1 – 2 hour rated D900 series floors.
- Approved for use in the City of Chicago.
- Not intended to be used in high traffic installations and not intended to support furniture.

Wire Size (AWG)	Copper Cross Sectional Area for Solid or Stranded Conductors
#24	.00032 sq. in. (.206mm ²)
#23	.00040 sq. in. (.258mm ²)
#22	.00050 sq. in. (.322mm ²)
#14	.00323 sq. in. (2.083mm ²)
#12	.00512 sq. in. (3.303mm ²)
#10	.00815 sq. in. (5.258mm ²)
#8	.01296 sq. in. (8.361mm ²)

UL Listed Wiring Capacity

	S1R8PT Series	
Fire Resistance Rating	2-Hrs. (D900)	
Max. Copper Cross Section	Perimeter Chambers (each)	Center Chamber
	.0154 sq. in.	.0633 sq. in.

UL Characteristics

Listing	UL File Number	ULC File Number
Outlet Box	E31999	CEYYC
Fire Resistance	R8429	R8429

For use in 1, 1 1/2 or 2 hour rated unprotected reinforced floors or in 1 or 2 hour rated floors employing steel floor units and concrete topping (D900 Series designs).
UL Spacing Restrictions - Minimum of 2 ft. on center and not more than one unit per each 65 square feet of floor area in each span.

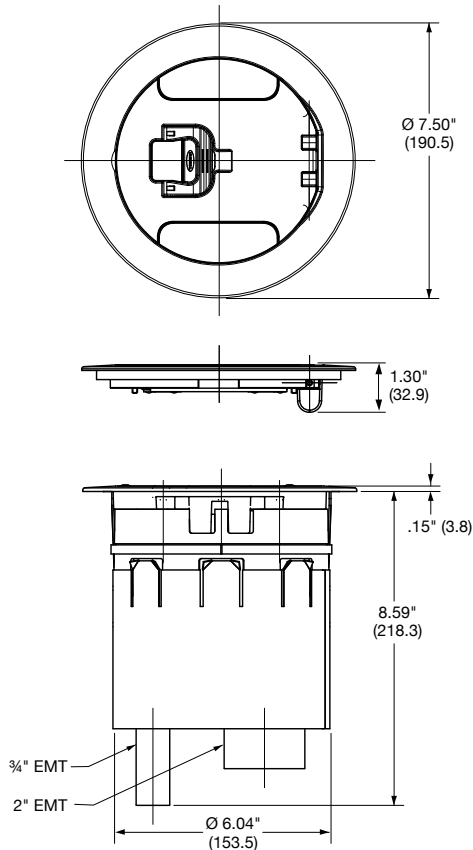
Note: The above product data pertains to both kitted units and through-floor fittings.

When connecting conduit sweeps to through-floor fittings, ensure compliance with NEC fill tables.

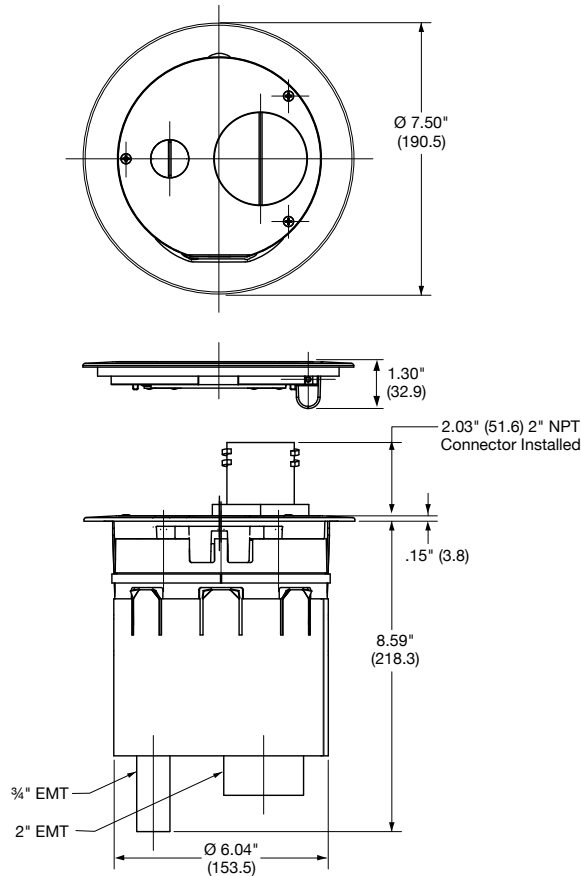
Dimensions in Inches (mm)

Hubbell SystemOne Recessed 6 Inch Series

S1R6PT Series



S1R6PTFF Series



Product Information

- Plated cast aluminum covers available in brass, nickel or bronze finishes. Additionally available in brushed aluminum or black powder coat.
- S1R6SPZ sub-plate supplied with pre-wired dual 20A receptacle. Wired with three #12 AWG solid conductors.
- S1R6SPH sub-plate supplied with pre-wired quad 20A receptacle. Wired with six #12 AWG solid conductors. Receptacle can be wired as dual circuit and isolated ground.
- S1R6FFCVR series furnished with one (1) 3/4 in. and one (1) 2 in. screw-in flexible metal conduit connectors.
- Meets ADA requirements for accessible design, "changes in level."
- Meets UL 514A scrubwater exclusion requirements.
- COVER LOAD RATING: 1,000 lbs with 2x safety factor. Load applied through a 3 in. (76) dia. mandrel at the center of the cover. **Rated for static loads only.**

Application Data

- Mounted in 6 in. (152.4) cored concrete diameter through hole.
- Minimum floor thickness: 2 1/4 in. (57.2).
- UL Listed for fire resistance in 1 – 2 hour rated D900 series floors.
- Approved for use in the City of Chicago.
- Not intended to be used in high traffic installations and not intended to support furniture.

Wire Size (AWG)	Copper Cross Sectional Area for Solid or Stranded Conductors
#24	.00032 sq. in. (.206mm ²)
#23	.00040 sq. in. (.258mm ²)
#22	.00050 sq. in. (.322mm ²)
#14	.00323 sq. in. (2.083mm ²)
#12	.00512 sq. in. (3.303mm ²)
#10	.00815 sq. in. (5.258mm ²)
#8	.01296 sq. in. (8.361mm ²)

UL Listed Wiring Capacity

	S1R6PT Series	S1R6PTFF Series
Fire Resistance Rating	2-Hrs. (D900)	2-Hrs. (D900)
Max. Copper Cross Section	3/4 in. Power EMT .0307 sq. in.	2 in. Low Voltage EMT .0348 sq. in.
		3/4 in. Power EMT .0815 sq. in.
		2 in. Low Voltage EMT .0962 sq. in.

UL Characteristics

Listing	UL File Number	ULC File Number
Outlet Box	E31999	CEYYC
Fire Resistance	R8429	R8429

For use in 1, 1 1/2 or 2 hour rated unprotected reinforced floors or in 1 or 2 hour rated floors employing steel floor units and concrete topping (D900 Series designs).
UL Spacing Restrictions - Minimum of 2 ft. on center and not more than one unit per each 65 square feet of floor area in each span.

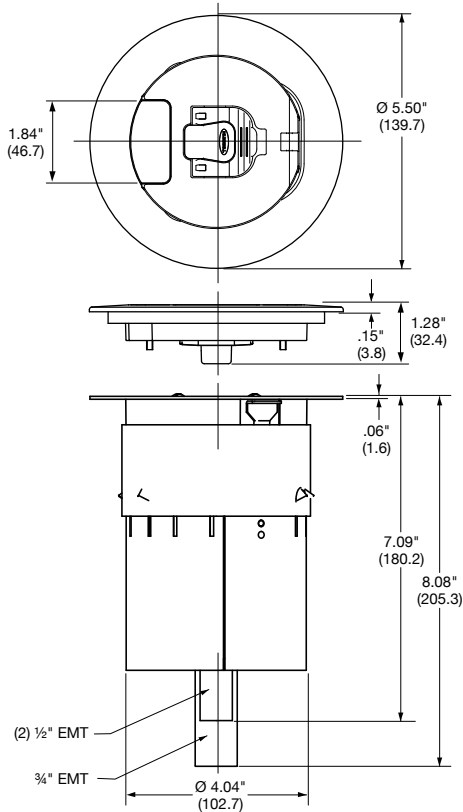
Note: The above product data pertains to both kitted units and through-floor fittings.

When connecting conduit sweeps to through-floor fittings, ensure compliance with NEC fill tables.

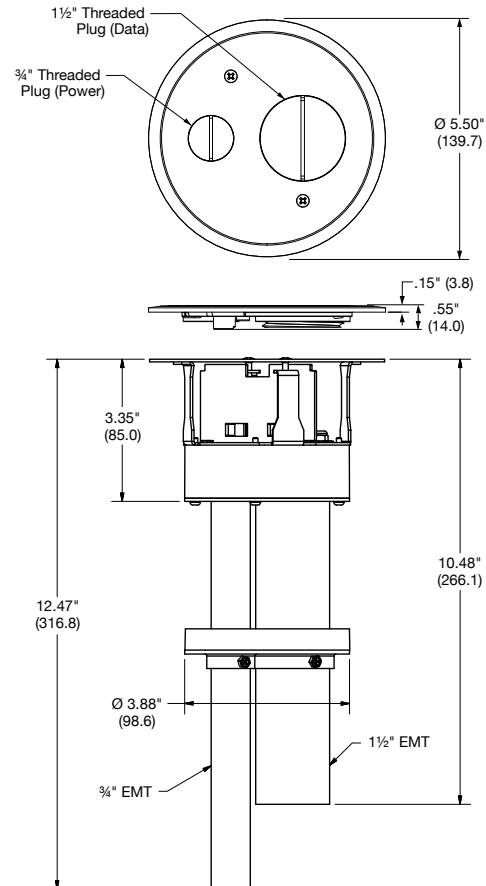
Dimensions in Inches (mm)

Hubbell SystemOne Recessed 4 Inch Series

S1R4PT Series



S1R4PT Series



Product Information

- Plated cast aluminum covers available in brass, nickel or bronze finishes. Additionally available in brushed aluminum, black or gray powder coat.
- S1R4SPQUAD sub-plate supplied with pre-wired quad 20A receptacle. Wired with six #12 AWG solid conductors. Receptacle can be wired as dual circuit and isolated ground.
- Meets ADA requirements for accessible design, "changes in level."
- Meets UL 514A scrubwater exclusion requirements.
- COVER LOAD RATING: 1,000 lbs with 2x safety factor. Load applied through a 3 in. (76) dia. mandrel at the center of the cover. **Rated for static loads only.**

Application Data

- Mounted in 4 in. (101.6) cored concrete diameter through hole.
- Minimum floor thickness: 2 1/4 in. (57.2).
- S1R4PT Series UL Listed for fire resistance in 1-2 hour rated D900 series floors.
- S1R4PTFF & S1R4PTAV Series UL Listed for fire resistance in 1-4 hour rated D900 series floors.
- Approved for use in the City of Chicago without junction box.
- Not intended to be used in high traffic installations and not intended to support furniture.

Wire Size (AWG)	Copper Cross Sectional Area for Solid or Stranded Conductors
#24	.00032 sq. in. (.206mm ²)
#23	.00040 sq. in. (.258mm ²)
#22	.00050 sq. in. (.322mm ²)
#14	.00323 sq. in. (2.083mm ²)
#12	.00512 sq. in. (3.303mm ²)
#10	.00815 sq. in. (5.258mm ²)
#8	.01296 sq. in. (8.361mm ²)

UL Listed Wiring Capacity

	S1R4PT Series		S1R4PTFF & S1R4PTAV Series	
Fire Resistance Rating	2-Hrs. (D900)		4-Hrs. (D900)	
Max. Copper Cross Section	3/4 in. Power EMT .0408 sq. in.	1/2 in. Low Voltage EMT .008 sq. in.	3/4 in. Power EMT .072 sq. in.	1 1/2 in. Low Voltage EMT .100 sq. in.

UL Characteristics

Listing	UL File Number	ULC File Number
Outlet Box	E31999	CEYYC
Fire Resistance	R8429	R8429

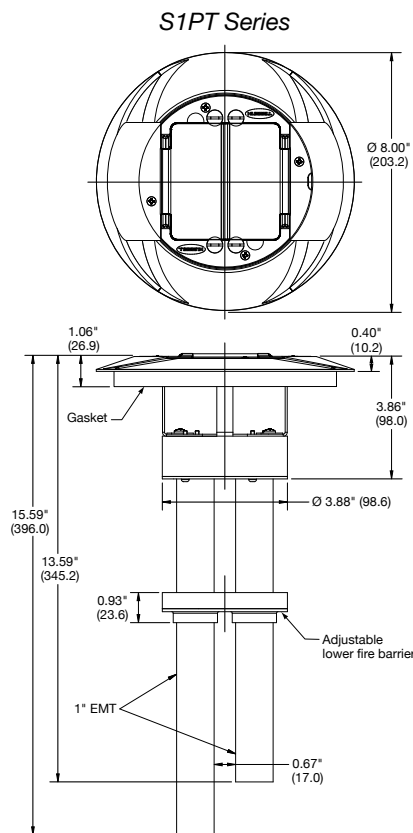
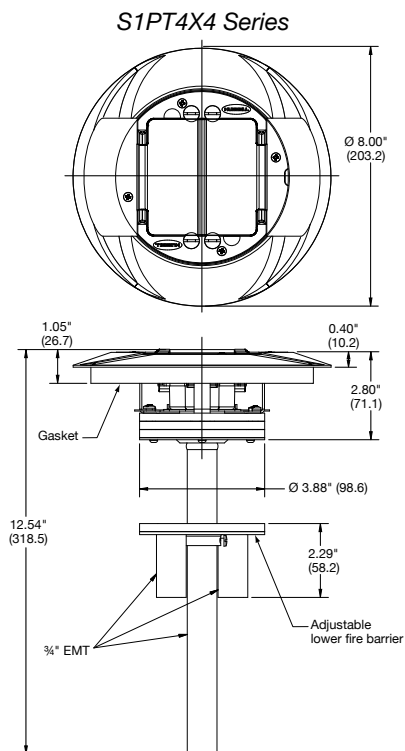
S1R4PT Series use in 1, 1 1/2 or 2 hour rated unprotected reinforced floors or 1 or 2 hour rated floors employing steel floor units and concrete topping (D900 Series designs). Also as applies to S1R4PTFF & S1R4PTAV Series except for 1-4 hours. UL Spacing Restrictions - Minimum of 2 ft. on center and not more than one unit per each 65 square feet of floor area in each span.

Note: The above product data pertains to both kitted units and through-floor fittings.

When connecting conduit sweeps to through-floor fittings, ensure compliance with NEC fill tables.

Dimensions in Inches (mm)

Hubbell SystemOne Flush 4 Inch Series



Product Information

- Powder coat cast aluminum cover and flange (color finish options: aluminum, brass, black, gray and ivory).
- Hubbell SystemOne universal cover meets ADA requirements for accessible design, "changes in level."
- S1SP4X4 sub-plate supplied with pre-wired, molded, four position 20A, 125V, black receptacle, NEMA 5-20R.
- S1SP4X4 wired with six thermally protected #14 AWG THHN stranded copper conductors, receptacle can be wired as dual-circuit and isolated ground.
- S1SP4X4 accepts four (4) Hubbell HXJ6, HXJ5E, HXJU; category 6A, 6, 5e, and USOC, and flush series jacks.
- S1SP sub-plate accepts two (2) 15A or 20A Style Line® decorator receptacles, Style Line® data frames, and/or one (1) GFCI or surge receptacle.

Application Data

- Mounted in 4 in. (101.6) cored concrete diameter through hole.
- Minimum floor thickness: 2 1/4 in. (57.2).
- UL Listed for fire resistance in 1 – 4 hour rated D900 series floors.
- Approved for use in the City of Chicago.
- Not intended to be used in high traffic installations and not intended to support furniture.

Wire Size (AWG)	Copper Cross Sectional Area for Solid or Stranded Conductors
#24	.00032 sq. in. (.206mm ²)
#23	.00040 sq. in. (.258mm ²)
#22	.00050 sq. in. (.322mm ²)
#14	.00323 sq. in. (2.083mm ²)
#12	.00512 sq. in. (3.303mm ²)
#10	.00815 sq. in. (5.258mm ²)
#8	.01296 sq. in. (8.361mm ²)

UL Listed Wiring Capacity

	S1PT4X4 Series	S1PT Series
Fire Resistance Rating	4-Hrs. (D900)	4-Hrs. (D900)
Max. Copper Cross Section	3/4 in. Power EMT .0307 sq. in.	1 in. Power EMT .0307 sq. in.
	3/4 in. Low Voltage EMT .016 sq. in.	1 in. Low Voltage EMT .024 sq. in.

UL Characteristics

Listing	UL File Number	ULC File Number
Outlet Box	E31999	CEYYC
Fire Resistance	R8429	R8429

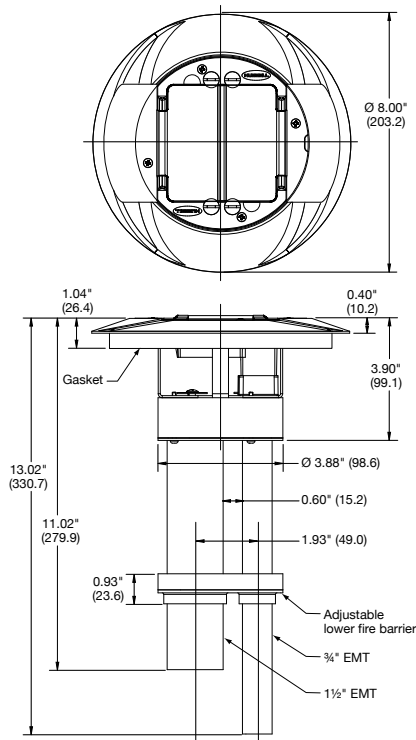
For use in 1, 1 1/2, 2, 3, or 4 hour rated unprotected reinforced concrete floors or in 1, 1 1/2, 2, or 3 hour rated floors employing steel form units and concrete topping (D900 Series designs), or concrete floors with suspended ceilings.

Note: The above product data pertains to both one-piece units, three-piece units and through-floor fittings.
When connecting conduit sweeps to through-floor fittings, ensure compliance with NEC fill tables.

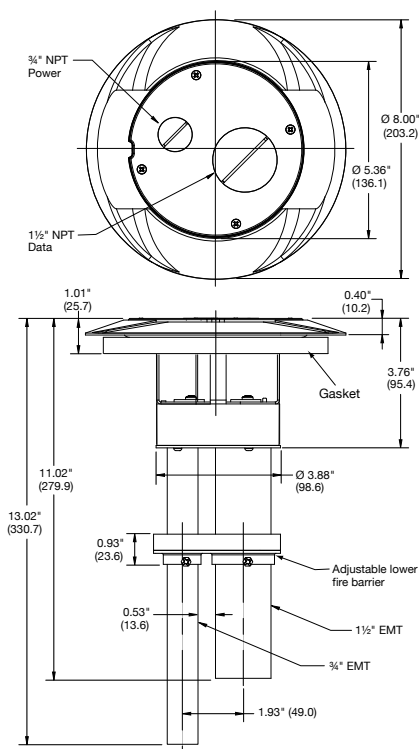
Dimensions in Inches (mm)

Hubbell SystemOne Flush 4 Inch Series

S1PTAVFIT and S1PT3IM Series



S1PTFF Series



Product Information

- Powder coat cast aluminum cover and flange (color finish options: aluminum, brass, black, gray and ivory).
- Hubbell SystemOne universal cover meets ADA requirements for accessible design, "changes in level."
- S1PTFF series aluminum conduit insert cover with one (1) 3/4 in. and one (1) 1 1/2 in. die-cast threaded plugs.
- S1PTFF series furnished with one (1) 3/4 in. and one (1) 1 1/2 in. screw-in flexible metal conduit connectors.
- S1PT3IM series sub-plate supplied with pre-wired single 20A 125V black receptacle, NEMA 5-20R.
- S1PT3IM wired with three #12 AWG THHN stranded copper conductors.
- S1PT3IM sub-plate also accepts three unit recessed Hubbell iSTATION; 15-Pin VGA, RCA, S-Video, 3.5 mm stereo and XLR microphone jacks.
- Meets UL 514A scrubwater exclusion requirements.

Application Data

- Mounted in 4 in. (101.6) cored concrete diameter through hole.
- Minimum floor thickness: 2 1/4 in. (57.2).
- UL Listed for fire resistance in 1 – 4 hour rated D900 series floors.
- Approved for use in the City of Chicago.
- Not intended to be used in high traffic installations and not intended to support furniture.

Wire Size (AWG)	Copper Cross Sectional Area for Solid or Stranded Conductors
#24	.00032 sq. in. (.206mm ²)
#23	.00040 sq. in. (.258mm ²)
#22	.00050 sq. in. (.322mm ²)
#14	.00323 sq. in. (2.083mm ²)
#12	.00512 sq. in. (3.303mm ²)
#10	.00815 sq. in. (5.258mm ²)
#8	.01296 sq. in. (8.361mm ²)

UL Listed Wiring Capacity

	S1PTAVFIT and S1PT3IM Series	S1PTFF Series
Fire Resistance Rating	4-Hrs. (D900)	4-Hrs. (D900)
Max. Copper Cross Section	3/4 in. Power EMT .0307 sq. in.	3/4 in. Power EMT .072 sq. in.
	1 1/2 in. Low Voltage EMT .048 sq. in.	1 1/2 in. Low Voltage EMT .100 sq. in.

UL Characteristics

Listing	UL File Number	ULC File Number
Outlet Box	E31999	CEYYC
Fire Resistance	R8429	R8429

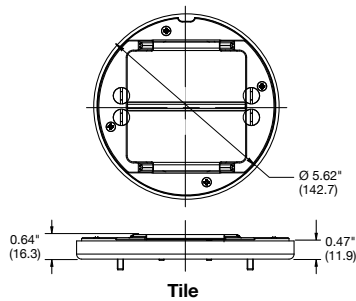
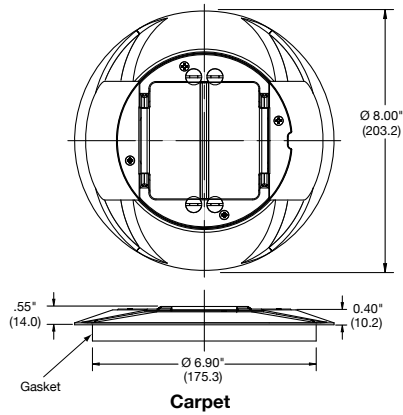
For use in 1, 1 1/2, 2, 3, or 4 hour rated unprotected reinforced concrete floors or in 1, 1 1/2, 2, or 3 hour rated floors employing steel form units and concrete topping (D900 Series designs), or concrete floors with suspended ceilings.

Note: The above product data pertains to both one-piece units, three-piece units and through-floor fittings.
When connecting 0 conduit sweeps to through-floor fittings, ensure compliance with NEC fill tables.

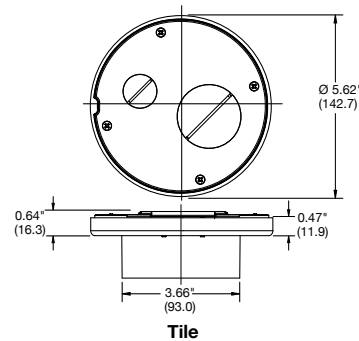
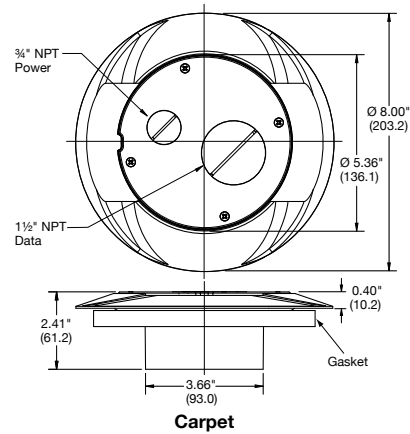
Dimensions in Inches (mm)

Hubbell SystemOne Flush 4 Inch Series

S1CFC and S1TFC Series



S1SPFF and S1SPFFT Series

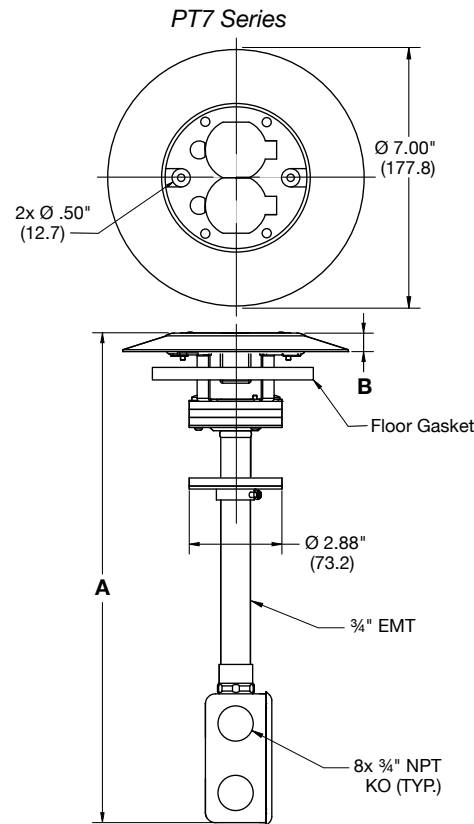
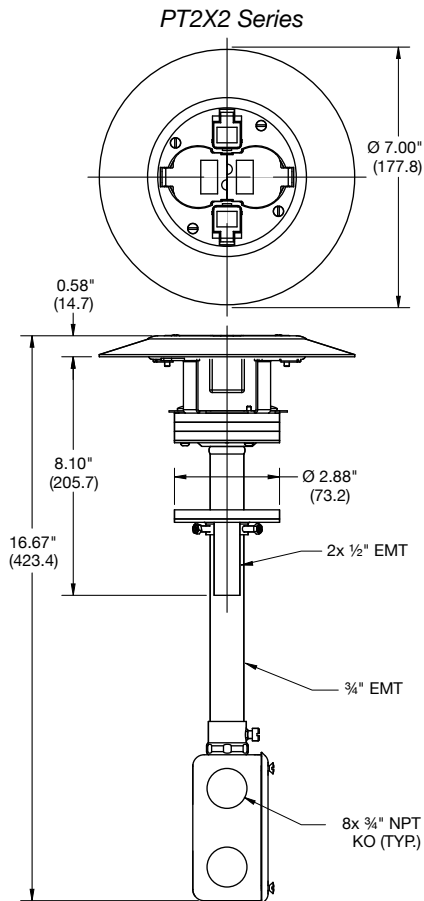


Product Information

- Powder coat cast aluminum cover and flange (color finish options: aluminum, brass, black, gray and ivory).
- Hubbell SystemOne universal cover meets ADA requirements for accessible design, "changes in level."
- S1SPFF and S1SPFFT series aluminum conduit insert cover with one (1) 3/4 in. and one (1) 1 1/2 in. die-cast threaded plugs.
- S1SPFF and S1SPFFT series furnished with one (1) 3/4 in. and one (1) 1 1/2 in. screw-in flexible metal conduit connectors.
- Meets UL 514A scrubwater exclusion requirements.

Dimensions in Inches (mm)

Hubbell 3 Inch Series



Series	Dimension A	Dimension B
Thermoplastic cover with aluminum flange.	13.24 in. (336.2)	.51 in. (13.0)
Brass cover and flange.	13.20 in. (335.2)	.49 in. (12.4)

Product Information

- PT7 series supplied with flush thermoplastic cover with matching painted aluminum flange (black, brown, gray, ivory) or solid brass cover and flange.
- PT2X2 series supplied with Hubbell pre-wired HBL2162BK; black Style Line® or IG2162 (isolated ground) receptacle, NEMA 5-20R, 20A, 125V.
- PT2X2 series supplied with two (2) Hubbell HXJ6BK black jacks; category 6, UL Listed, 110 type contacts.
- PT7 series supplied with Hubbell pre-wired HBL5352 or IG5362 (isolated ground) series receptacle, NEMA 5-20R, 20A, 125V.
- PT7 series supplied with two (2) 1/2 in. low voltage feed through holes. Two (2) feed through bushings supplied (cover will not accept data jacks).
- Wired with three (3) #12 AWG THHN stranded copper conductors.
- Supplied with 13.0 cu. in. junction box having eight (8) 3/4 in. knockouts.

Application Data

- Mounted in 3 in. (76.2) cored concrete diameter through hole.
- Floor thickness range: 2 1/4 to 7 in. (57.2 to 177.8).
- UL Listed for fire resistance in 1 – 4 hour rated floors.
- Approved for use in the City of Chicago (PT2X2 series).
- Not intended to be used in high traffic installations and not intended to support furniture.

Wire Size (AWG)	Copper Cross Sectional Area for Solid or Stranded Conductors
#24	.00032 sq. in. (.206mm ²)
#23	.00040 sq. in. (.258mm ²)
#22	.00050 sq. in. (.322mm ²)
#14	.00323 sq. in. (2.083mm ²)
#12	.00512 sq. in. (3.303mm ²)
#10	.00815 sq. in. (5.258mm ²)
#8	.01296 sq. in. (8.361mm ²)

UL Listed Wiring Capacity

	PT2X2 Series		PT7 Series	
Fire Resistance Rating	4-Hrs. (D900)		4-Hrs. (D900)	
Max. Copper Cross Section	3/4 in. Power EMT .0155 sq. in.	1/2 in. Data EMT .0026 sq. in.	3/4 in. Power EMT .0155 sq. in.	Low Voltage EMT .0250 sq. in.

UL Characteristics

Listing	UL File Number	ULC File Number
Outlet Box	E31999	CEYYC
Fire Resistance	R8429	R8429

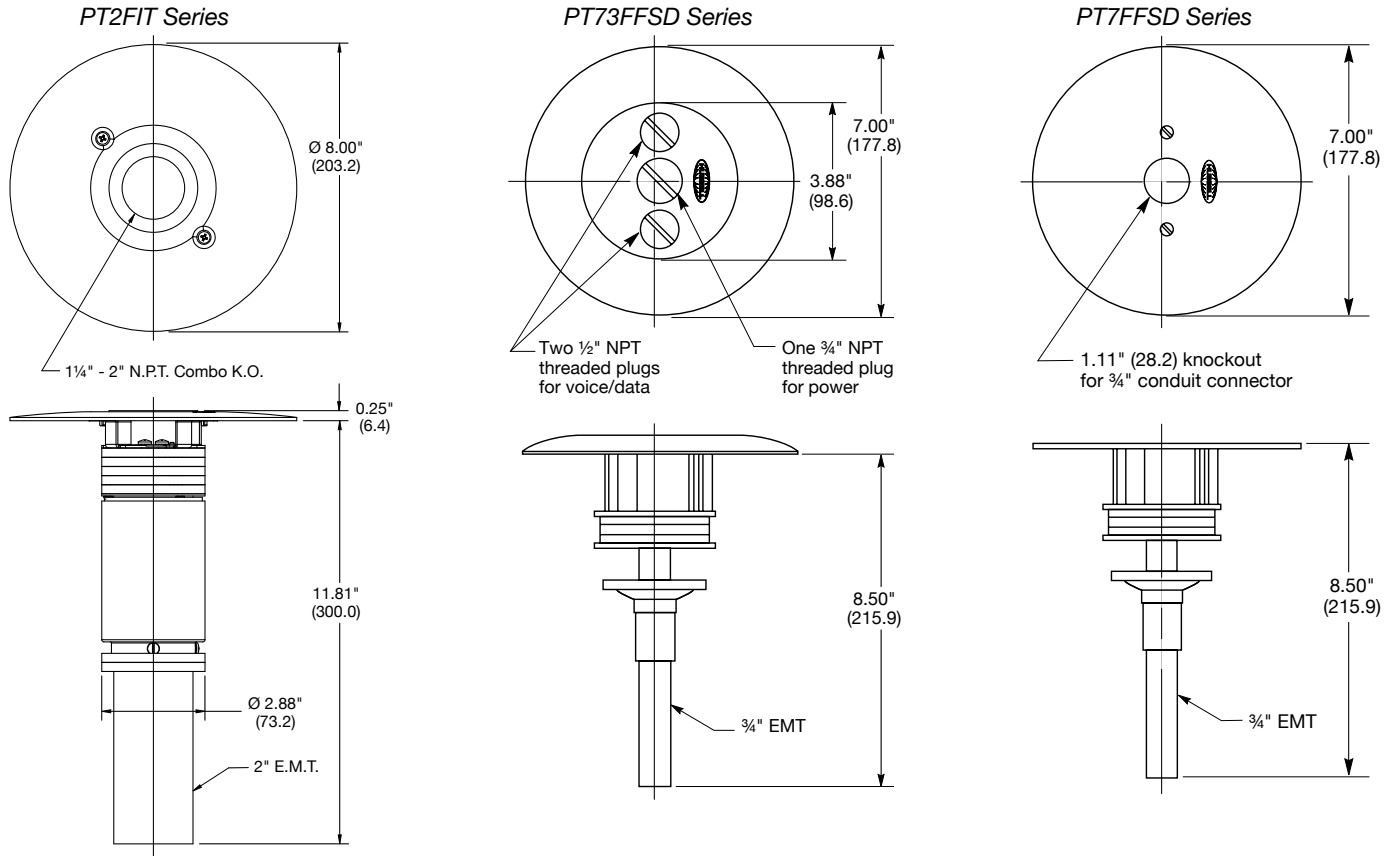
For use in 1, 1 1/2, 2, 3 or 4 hour rated unprotected reinforced floors or in 1, 2, or 3 hour rated floors employing steel floor units and concrete topping (D900 Series designs).
UL Spacing Restrictions - Minimum of 2 ft. on center and not more than one unit per each 65 square feet of floor area in each span.

Note: When connecting conduit sweeps to through-floor fittings, ensure compliance with NEC fill tables.

The above product data pertains to both one-piece units and through-floor fittings.

Dimensions in Inches (mm)

Hubbell 3 Inch Series



Product Information

PT2FIT series

- Flush aluminum service fitting with epoxy paint finish (gray, black and brass finish).
- Aluminum conduit cover with 2.47 in. (62.7) and 1.74 in. (44.2) combination knockouts to accept a 2 in. or 1 1/4 in. NPT flexible metal conduit connector.

PT73FFSD series

- Flush painted aluminum service fitting and carpet flange (color finish options: black, gray and ivory).
- Aluminum conduit insert cover with one (1) 3/4 in. and two (2) 1/2 in. die-cast threaded plugs.
- Supplied with one (1) 3/4 in. and two (2) 1/2 in. screw-in flexible metal conduit connectors.

PT7FFSD series

- Flush aluminum service fitting with epoxy paint finish (color finish options: gray, ivory and brass finish).
- Aluminum conduit cover with 1.11 in. (28.2) knockout to accept a 3/4 in. NPT flexible metal conduit connector.

Application Data

- Mounted in 3 in. (76.2) cored concrete diameter through hole.
- Floor thickness range: 2 1/4 in. to 7 in. (57.2 to 177.8).
- PT2FIT series has single-service, power or data.
- UL Listed for fire resistance in 1 – 2 hour (PT2FIT series) rated floors.
- UL Listed for fire resistance in 1 – 4 hour (PT73FFSD and PT7FFSD series) rated floors.
- Approved for use in the City of Chicago (PT2FIT series).
- Not intended to be used in high traffic installations and not intended to support furniture.

Wire Size (AWG)	Copper Cross Sectional Area for Solid or Stranded Conductors
#24	.00032 sq. in. (.206mm ²)
#23	.00040 sq. in. (.258mm ²)
#22	.00050 sq. in. (.322mm ²)
#14	.00323 sq. in. (2.083mm ²)
#12	.00512 sq. in. (3.303mm ²)
#10	.00815 sq. in. (5.258mm ²)
# 8	.01296 sq. in. (8.361mm ²)

UL Listed Wiring Capacity

	PT2FIT Series	PT73FFSD Series	PT7FFSD Series
Fire Resistance Rating	2-Hrs. (D900)	4-Hrs. (D900)	4-Hrs. (D900)
Max. Copper Cross Section	2 in. EMT .0922 sq. in.	3/4 in. EMT .0470 sq. in.	3/4 in. EMT .0500 sq. in.

UL Characteristics

Listing	UL File Number	ULC File Number
Outlet Box	E31999	CEYYC
Fire Resistance	R8429	R8429

For use in 1, 1 1/2, or 2 hour rated unprotected reinforced floors or in 1 or 2 hour rated floors employing steel floor units and concrete topping (D900 Series designs).
UL Spacing Restrictions - Minimum of 2 ft. on center and not more than one unit per each 65 square feet of floor area in each span.

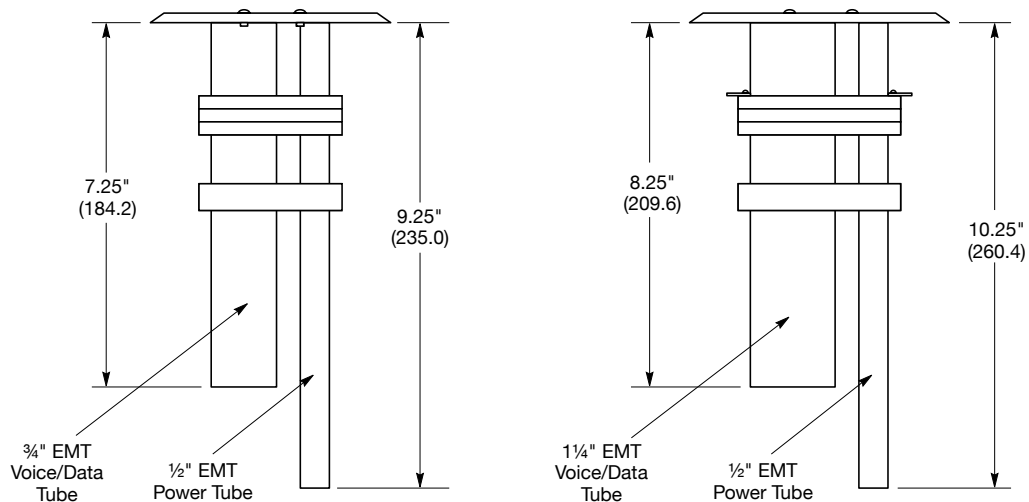
Note: The above product data pertains to both one-piece units and through-floor fittings.

When connecting conduit sweeps to through-floor fittings, ensure compliance with NEC fill tables.

Dimensions in Inches (mm)

Pedestal FRPT Series

Pedestal Fitting Series



Applications	PT27A	PT7XC
Mounting	2 in. (50.8) diameter hole.	3 in. (76.2) diameter hole.
Floor Thickness Range	2 1/4 in. to 7 in. (57.2 to 177.8)	2 1/4 in. to 7 in. (57.2 to 177.8)
Fire Rating	For use in 1, 1 1/2, 2, 3 or 4 hour rated unprotected reinforced concrete floors or in 1, 2 or 3 hour rated employing steel floor units and concrete topping (D900 series design).	For use in 1, 1 1/2, 2, 3 or 4 hour rated unprotected reinforced concrete floors or in 1, 2 or 3 hour rated floors employing steel floor units and concrete topping (D900 series design).
Service Pedestal Options	FR280, FR480, FR680 Series.	FR480 and FR680 Series.

Note: Not intended to be used in high traffic installations and not intended to support furniture.

UL Listed Wiring Capacity

Power Wiring Capacity	½ in. EMT power tube Handles: Up to ten #12 AWG type THHN wires, or Up to six #12 AWG and two #10 AWG type THHN wires.		½ in. EMT power tube Handles: Up to ten #12 AWG type THHN wires, or Up to six #12 AWG and two #10 AWG type THHN wires.	
Voice/Data Wiring Capacity	¾ in. EMT low-voltage tube Handles: Up to two 25 pair tel./data cables (100 #22 AWG tel./data conductors), or Up to two IBM Type 2 data cables.		1¼ in. EMT low-voltage tube Handles: Up to four 25 pair tel./data cables (200 #22 AWG tel./data conductors), or Up to five IBM Type 2 data cables and four 8-conductor tel./data cables.	
Total Allowable Copper Cross-Sectional Area	½ in. Power EMT .0461 sq. in.	¾ in. Low Voltage EMT .0500 sq. in.	½ in. Power EMT .0461 sq. in.	1½ in. Low Voltage EMT .1000 sq. in.

When conductors larger than #22 AWG are used, the total cross-sectional area of the copper conductors shall not exceed the total cross-sectional area of the #22 AWG conductors permitted in the low voltage compartment.

Note: When connecting conduit sweeps to through-floor fittings, ensure compliance with NEC fill tables.

UL Characteristics

Listing	UL File Number	UL File Number
Outlet Box	E31999	E31999
Fire Resistance	R8429	R8429
For use in 1, 1 1/2, 2, 3, or 4 hour rated unprotected reinforced concrete floors or in 1, 2 or 3 hour rated floors employing steel floor units and concrete topping (D900 Series designs).		
UL Spacing Restrictions - Minimum of 2 ft. O.C. and not more than one unit per each 65 sq. ft. of floor area in each span.		

Chicago Approved

Catalog Number	City of Chicago File Number
PT27A, PT7XC	5587E

These through-floor fittings are approved for the City of Chicago. Installation requires a plenum-rated 1900 series box or a handy box with gasketed cover. These boxes are to be affixed with compression gland-type connectors.

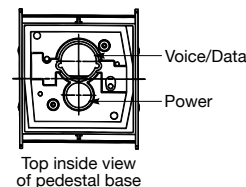
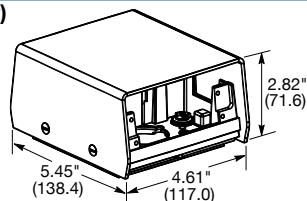
Dimensions in Inches (mm)

Pedestal FRPT Series

Painted and Brushed Aluminum Series

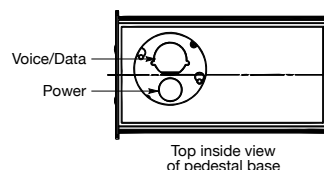
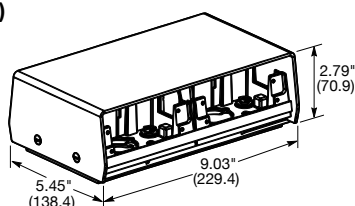
Dimensions

2-Gang – FR280 Series (Use with PT27A Only)



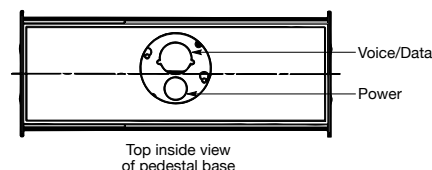
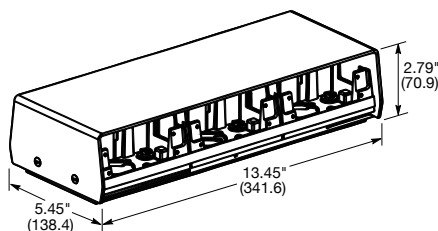
Total Cubic Inch Capacity (Single-Service)	39.00 in. (638.8cm ³)
Cubic Inch Capacity	Power 19.5 in. (319.4cm ³)
(when divided for multi-service)	Voice/Data 19.5 in. (319.4cm ³)
Service Pedestal Construction	Heavy gauge galvanized steel frame with aluminum housing and face plates.
Pedestal Finish	Textured black or gray epoxy paint.

4-Gang – FR480 (Use with PT27A or PT7XC)



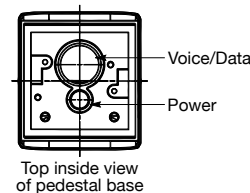
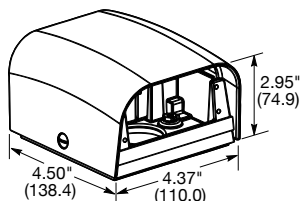
Total Cubic Inch Capacity (Single-Service)	78.00 in. (1277.6cm ³)
Cubic Inch Capacity	Power 39.00 in. (638.8cm ³)
(when divided for multi-service)	Voice/Data 39.00 in. (638.8cm ³)
Service Pedestal Construction	Heavy gauge galvanized steel frame with aluminum housing and face plates.
Pedestal Finish	Textured black or gray epoxy paint.

6-Gang – FR680 (Use with PT27A or PT7XC)



Total Cubic Inch Capacity (Single-Service)	117.00 in. (1916.4cm ³)
Cubic Inch Capacity	Power 58.5 in. (958.2cm ³)
(when divided for multi-service)	Voice/Data 58.5 in. (958.2cm ³)
Service Pedestal Construction	Heavy gauge galvanized steel frame with aluminum housing and face plates.
Pedestal Finish	Textured black or gray epoxy paint.

2-Gang – FR80AL (Use with PT7XC Only)



Total Cubic Inch Capacity (single service)	33.00 in. (540.9 cu cm ³)
Cubic Inch Capacity	Power 8.80 in. (144.2cm ³)
(when divided for multi-service)	Voice/Data 26.70 in. (437.6cm ³)
Service Pedestal Construction	Heavy gauge aluminum frame with satin anodized aluminum housing with 302/304 stainless steel face plates.
Pedestal Finish	Brushed.

Dimensions in Inches (mm)