

# SECTION B

## Table of Contents



### Twist-Lock® Devices



### 50A Twist-Lock® Devices



### Hubbellock® Devices



Product	Page
Products at a Glance	B-2
Insul-Lock™ Devices	B-4
Midget Twist-Lock® Devices	B-7
Midget Twist-Lock® Accessories	B-8
Twist-Lock® Devices	
15 Amp	B-11
20 Amp	B-19
30 Amp	B-28
Compatibility and Environmental Protection Chart	B-18
Switched Safety Enclosures	B-39
Mechanical Interlock Switched Safety Enclosures	B-41
Add-A-Shroud®	B-42

Product	Page
Non-NEMA Twist-Lock® Devices	
10 Amp	B-43
20 Amp	B-44
30 Amp	B-47
Variload® Twist-Lock® Devices	B-49
Accessories	
15 Amp	B-50
20 and 30 Amp	B-52
Safety-Shroud® Boxes	B-54
50A Twist-Lock® Devices	B-56
50A Accessories	B-60
Hubbellock® Devices	B-61
Hubbellock® Accessories	B-68
Technical Information	B-69

# Twist-Lock® Devices

## Products at a Glance



### Insul-Lock™ Devices

- Miniature 25 Amp power connections
- Connectors accept up to #12/3 AWG SO cable meeting NEC 520.68 requirements for extra-hard usage cords or cables
- Panel mount devices utilize .25 inch spade style tabs
- Interchangeable with other similar brands
- Suitable for use in UL1640 applications



### Midget Twist-Lock® Devices

- Smaller body size for use in tighter fit applications where larger products can't
- Abuse resistant nylon housing

### Midget Valise® Devices

- Powerful, cord-gripping jaws designed to eliminate conductor slip and strain on terminals
- Patented locking lugs interlock the two sections together providing a secure assembly



### Insulgrip® Twist-Lock® Devices

- Tough ribbed nylon housing for secure gripping
- Insulated nylon construction to keep non-current carrying parts from becoming energized
- Integral dust shield protects wiring chamber from dust and contaminants
- Voltage color coding on receptacle face facilitates proper mating of devices



### Safety-Shroud® Twist-Lock® Devices

- Tough nylon shroud protect blades from damage and abuse
- Prevents exposure to potential arc
- Lockout/tagout hole allows compliance with OSHA regulation 29 CFR 1910.147
- Accepts conventional NEMA locking plugs



### Watertight Safety-Shroud® Devices

- Gland seal prevents water ingress at cord entrance
- Strong PBT body for heavy duty applications
- Closure cap creates environmental seal when device is not in use
- Visible color coded rating label on devices ensure proper mating



### 50 Amp Insulgrip® Devices

- Heavy duty design built for heavy duty applications
- Thermoplastic cord grips are designed with offset gripping jaws to hold connectors as well as the jacket
- Stainless steel shroud restricts mismatching with the wrong device
- Padlock capable shroud allows compliance to OSHA lockout/tagout regulation 29 CFR 1910.147



### Hubbellock® Devices

- Enhanced safety because access to live female contacts is restricted by the spring-loaded safety shutter
- No "lazy" connections because a spring-loaded safety shutter automatically ejects the plug if it hasn't been properly locked into the female device. This eliminates teasing of the contacts, a major cause of contact burn-up

# Twist-Lock® Devices

## Features and Benefits

### Insul-Lock™ Connectors and Panel Mount Devices

Miniature 25 Amp Power Connections.

Ideal for use with LED lighting and other applications including multiple screen video walls. The rear of the connector is black to blend in when used in visible areas.

Available in both inline and panel mount styles, Hubbell's Insul-Lock™ Connectors have a quick release, vibration resistant latch. Hubbell's connections intermate with other similar brands.

- Meets NEC 520.68 requirements for extra-hard usage cords or cables
- Panel mount devices utilize .25 inch spade style tabs
- Interchangeable with other similar brands
- Suitable for use in UL1640 applications



#### Housing Design

- Impact-resistant thermoplastic construction
- Industry standard mating
- Color coded blue for power in and gray for power out



#### Connector Housing

- Insulgrip style body design for a secure grip
- Color coded blue for power in and gray for power out



#### Connector Body

- Connectors accept up to #12/3 AWG SO cable
- Multiple strain relief collets to accommodate cable range



#### Locking Latch

- Turn and latch feature prevents nuisance disconnects
- Quick release locking latch to ensure positive connection



#### Contacts

- Panel mount devices accept commonly available .25 inch spade style connectors



#### Panel Mount

- Divided panel mounts available for use with non-insulated terminations

## Insul-Lock™ Connectors and Panel Mount Devices




### Inline Connectors

Description	Style	Color	Catalog Number
25 Amp	Power In	Blue	<b>HBLCPIBL</b>
25 Amp	Power Out	Gray	<b>HBLCPOGY</b>



### Panel Mounts


Description	Style	Color	Catalog Number
25 Amp	Power In	Blue	<b>HBLPMIBL</b>
25 Amp	Power In, Divided	Blue	<b>HBLPMIDBL</b>
25 Amp	Power Out	Gray	<b>HBLPMOgy</b>
25 Amp	Power Out, Divided	Gray	<b>HBLPMODGY</b>



#### Power In



#### Power Out



### Accessories

Description	Catalog Number
Panel Mount Retainer Plate	<b>HBLPMRP</b>
Panel Mount M3x.5 Screw, 8mm Long	<b>HBLPMSC</b>

### Certifications

UL Recognized component for USA and Canada.

*Note: Not for make or break under load.*

Dimensions in Inches (mm)



# Twist-Lock® Devices

## Features and Benefits

### Midget 15 Amp Plugs and Connector Bodies

Hubbell's Valise® insulation displacement terminal for Midget Twist-Lock® Plugs and Connector Bodies are the right choice for economy, wiring speed and long life.

- Nylon webs join two sections together which makes assembly of the Valise® style device quick and easy
- Patented locking lugs interlock the two sections together when the device is assembled providing a secure assembly
- Powerful, cord-gripping jaws designed to eliminate conductor slip and strain on terminals
- "TURN & PULL" marking is highly visible, reducing possible damage to equipment by attempting disconnection prior to unlocking



*Note: The cut-away views below are construction elements pertaining specifically to the Valise® style series.*



#### Housing Design

- Totally insulated body adds extra measure of safety
- Abuse resistant nylon housing



#### Contacts

- The insulation displacement terminal reduces the time required for wire preparation and provides uniformity in the quality of termination
- Powerful, cord-gripping jaws designed to eliminate conductor slip and strain on terminals



#### One-Piece Design

- Nylon webs join two sections together which makes assembly of the device quick and easy
- Patented locking lugs interlock the two sections together when the device is assembled providing a secure assembly, even in the most abusive environments



#### Assembly

- Assembly screws have multiple drive heads for screwdriver versatility. Only two assembly screws are needed to close this device, make the wire terminations and retain the cord



#### Identification

- Rating marked on surface provides quick, sure circuit identification



#### Markings

- "TURN & PULL" marking is highly visible, reducing possible damage to equipment by attempting disconnection prior to unlocking

## Midget Plugs and Flanged Inlets

**IP20**  
SUITABILITY



15A 125V NEMA ML-1P	15A 125V NEMA ML-2P	15A 125/250V AC NEMA ML-3P
------------------------	------------------------	-------------------------------

### Plugs

Description	Cord Dia.	Catalog Number		
Valise® plug, black nylon, multiple drive screw terminals.	.220"-.385" (5.6-9.8)	<b>HBL7465V*</b>	-	-
Valise® plug, black nylon, insulation displacement terminals.	.300"-.430" (7.6-10.9)	-	<b>HBL7594V</b>	-
Black nylon cover, phenolic body, multiple drive screw terminals.	.281"-.421" (7.1-10.7)	-	<b>HBL7594</b>	-
Angle plug, black nylon cover, phenolic body, multiple drive screw terminals.	.335"-.421" (8.5-10.7)	-	<b>HBL7570</b>	-
Valise® plug, black nylon, with insulation displacement terminals.	.300"-.430" (7.6-10.9)	-	-	<b>HBL7485V*</b>
Black nylon body, phenolic base, multiple drive screw terminals, cord grip.	.281"-.421" (7.1-10.7)	-	-	<b>HBL7485*</b>
Same as above, except angle cord grip.	.335"-.421" (8.5-10.7)	-	-	<b>HBL7432*</b>

### Flanged Inlets

Description	Catalog Number		
Stainless steel flange, polarized, exposed terminals.	<b>HBL7467*</b>	-	-
Stainless steel flange, not polarized, exposed terminals.	<b>HBL7466*</b>	-	-
Exposed terminals, black nylon flange.	-	<b>HBL7595N</b>	-
Exposed terminals, stainless steel flange.	-	<b>HBL7595</b>	-
Covered terminals, stainless steel flange, accepts cord .500" (12.7) dia.	-	<b>HBL7551</b>	-
Exposed terminals, black nylon flange.	-	-	<b>HBL7486N*</b>
Exposed terminals, stainless steel flange.	-	-	<b>HBL7486*</b>

Note: See page B-10 for accessories.

\*UL Listed only.

Male ML-2P devices have hollow center ground sleeves.

Male ML-3P devices have solid center neutral pins.




**HBL7465V**



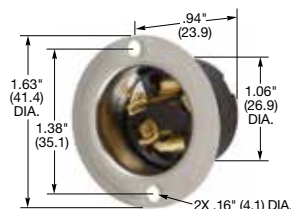
**HBL7594V**



**HBL7594**



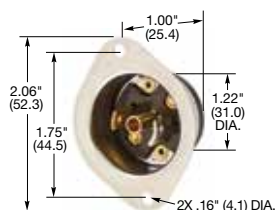
**HBL7570**



**HBL7466, HBL7467**



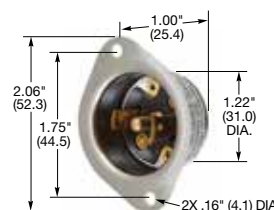
**HBL7595N**



**HBL7595**



**HBL7486N**

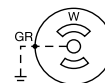


**HBL7486**

Dimensions in Inches (mm)

## Midget Connector Bodies and Flanged Receptacles

**IP20**  
SUITABILITY



### Connector Bodies

Description	Cord Dia.	Catalog Number	15A 125V NEMA ML-1R	15A 125V NEMA ML-2R	15A 125/250V AC NEMA ML-3R
Valise® connector body, black nylon, polarized, multiple drive screws.	.220"-.385" (5.6-9.8)	<b>HBL7464V*</b>	-	-	-
Valise® connector body, black nylon, insulation displacement terminals.	.300"-.430" (7.6-10.9)	-	<b>HBL7593V</b>	-	-
Black nylon cover, phenolic body, screw terminals.	.281"-.421" (7.1-10.7)	-	<b>HBL7593</b>	-	-
Angle connector body, black nylon cover, phenolic body, screw terminals.	.335"-.421" (8.5-10.7)	-	<b>HBL7571</b>	-	-
Valise® type, black nylon, with insulation displacement terminals.	.300"-.430" (7.6-10.9)	-	-	-	<b>HBL7484V*</b>
Black nylon body, phenolic base, cord grip.	.281"-.421" (7.1-10.7)	-	-	-	<b>HBL7484*</b>
Same as above, except for angle cord grip.	.335"-.421" (8.5-10.7)	-	-	-	<b>HBL7433*</b>




**HBL7464V**




**HBL7593V**



**HBL7593**



**HBL7571**



**HBL7484V**

### Flanged Receptacles

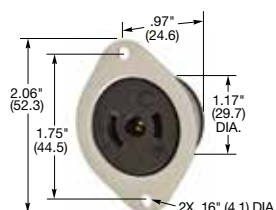
Description	Catalog Number		
Stainless steel flange, exposed terminals.	<b>HBL7468*</b>	-	-
Exposed terminals, black nylon flange.	-	<b>HBL7596N</b>	-
Exposed terminals, stainless steel flange.	-	<b>HBL7596</b>	-
Covered terminals, stainless steel flange, accepts cord .500" (12.7) in dia.	-	<b>HBL7598</b>	-
Exposed terminals, black nylon flange.	-	-	<b>HBL7487N*</b>
Exposed terminals, stainless steel flange.	-	-	<b>HBL7487*</b>
Covered terminals, stainless steel flange, accepts cord .500" (12.7) in diameter.	-	-	<b>HBL7489*</b>

Note: See page B-10 for accessories.

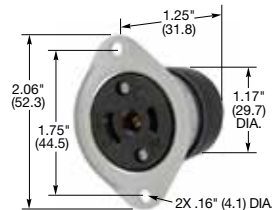
\*UL Listed only.

Female ML-2R devices have solid center ground pins.

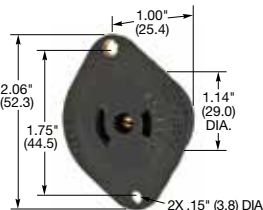
Female ML-3R devices have hollow center neutral sleeves.




**HBL7596**



**HBL7598**



**HBL7596N**



**HBL7468**

Dimensions in Inches (mm)

## Midget Accessories



**HBL7490V**



**HBL7459V**



**HBL4890**



**HBL7495V**



**HBL7440V**



**HBL4889**

### Weatherproof Accessories for ML-1

Description	Catalog Number
Seal-tite® cover, black elastomer, for use with a HBL7465V plug when used with a HBL7464V connector body or a HBL7464V connector when used with a flanged inlet.	<b>HBL7490V*</b>
Seal-tite® cover, black elastomer, for use with a HBL7464V connector body and combination of HBL7465V plug and HBL7490V cover.	<b>HBL7459V*</b>
Closure cover for use with HBL7466 or HBL7467. Bead chain is nickel-plated.	<b>HBL4890</b>

### Weatherproof Accessories for ML-2

Description	Catalog Number
Seal-Tite® cover, black elastomer, for use with a HBL7594V plug when used with a HBL7593V connector body or a HBL7593V connector body when used with a flanged inlet.	<b>HBL7495V*</b>
Seal-Tite® cover, black elastomer, for use with a HBL7593V connector body and a combination of HBL7594V plug and HBL7495V cover.	<b>HBL7440V*</b>
Closure cover for use with HBL7595 or HBL7595N.	<b>HBL4889</b>

### Weatherproof Accessories for ML-3

Description	Catalog Number
Seal-Tite® cover, black elastomer, for use with a HBL7485V or HBL7485 plug when used with a HBL7484V or HBL7484 connector body when used with a flanged inlet.	<b>HBL7495V*</b>
Seal-Tite® cover, black elastomer, for use with a HBL7484V or HBL7484 connector body and a combination of HBL7485V or HBL7485 plug and HBL7495V cover.	<b>HBL7440V*</b>
Closure cover for use with HBL7486 or HBL7486N.	<b>HBL4889</b>

*Note: \*IP55 suitability when installed and used properly with plug and connector body combinations.*

Dimensions in Inches (mm)



# Twist-Lock® Devices

## Features and Benefits

### Insulgrip® 15 Amp Plugs and Connector Bodies

Insulgrip products are synonymous with Hubbell's ongoing commitment to discovering ways to make products safer and last longer.


By encasing wiring devices in tough nylon housings, Insulgrip devices ensure high impact, heat, and chemical resistance while insulating current-carrying components from the user for maximum safety.

- The Insulgrip's cord gripping design clamps conductors, not just the cable jacket, making it the industry's most powerful cord grip with superior strain relief
- Each Insulgrip device is manufactured with roomy, separate wiring chambers to insulate conductors and an individually molded face to keep out dust and debris that can cause contamination over time



#### Housing Design

- Ribbed nylon housing provides a secure grip that's impact and chemical resistant
- Beveled housing prevents snagging when dragged across uneven surfaces
- Individually molded face for each blade configuration keeps debris out of plug interior



#### Internal Design

- Powerful cord grips clamp on individual conductors and outer cord jacket to prevent strain on terminations
- Individual wiring terminals are completely enclosed in their own separate chambers



#### Cord Range

- Integral VARI-SIZE® insert adjusts to a wide range of cord sizes: .230-.720 inch (5.8-18.3)
- VARI-SIZE® pointer set to "smaller than gauge" position. Cord diameter range is .230-.360 inch (5.8-9.0). Accepts slotted and Phillips head drivers



#### Assembly

- "Multiple drive" screw heads provide screwdriver versatility. Pocketed recess for cord grip screws deters slippage of the screwdriver



#### Identification

- Catalog number is visible on the device while in use for easy identification



#### Visual Verification

- Transparent angled wiring entrance holes guide conductor insertion and allow for quick visual verification of terminations

# Twist-Lock® Devices

## Features and Benefits

### 15 Amp Duplex Twist-Lock® Receptacles

Hubbell Wiring Device-Kellems line of duplex Twist-Lock® receptacles are designed to deliver premium service and longer life. This rugged product design establishes a new standard for 15 amp locking receptacles. A reinforced thermoplastic top and base encapsulates the brass alloy contacts that are locked together for unequalled assembly strength. Wiring and installation is simplified with back and side wire terminations, integral wire restraints, and combination head screws. The integral split circuit capability offers flexibility. Available in 2 pole, 3 wire configurations including isolated ground and corrosion resistant versions.

- Superior spring characteristics for increased contact force, secure connections and longer life
- High-conductivity, corrosion resistant material for reliable, low resistance to fault currents
- Easy and reliable installation for stranded and solid wire
- Features split circuit capability in the field
- The assembly locks together to make the most abuse resistant receptacle ever



#### Housing Design

- Reinforced thermoplastic construction
- High impact and heat resistance provides maximum safety and longer life



#### Terminals

- Single point break-off tabs
- High performance internal wiring clamps and open terminal design provide for the use of forked terminals



#### One-Piece Design

- Mounting strap tabs lock the body and base together
- Brass mounting strap with stainless steel grounding clip



#### Contacts

- Single piece, all brass contacts
- All terminals are back and side wired including the ground



#### Identification

- Rating marked on surface provides quick, sure circuit identification



#### Center Rivet

- Square head, 10-thread bronze center rivet won't rotate, reduces stripping and resists corrosion

**15 Amp, 125 Volts**  
**2 Pole, 2 Wire, Non-Grounding**

**IP20**  
 SUITABILITY



**15A 125V**  
**NEMA L1-15P**  
**0.5 HP**

## Plugs

Description	Cord Dia.	Catalog Number
Black and white nylon, polarized. Multiple drive screws.	.230"-.720" (5.8-18.3)	<b>HBL7545C</b>

*Note: See page B-53 for accessories.*



**HBL7545C**

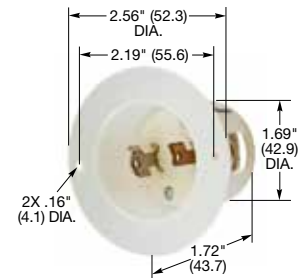
## Flanged Inlets

Description	Catalog Number
Nylon casing, polarized, backwired, Multiple drive screws.	<b>HBL7524C</b>

*Note: See page B-52 for accessories.*



**15A 125V**  
**NEMA L1-15R**  
**0.5 HP**



**HBL7524C**

## Connector Bodies

Description	Cord Dia.	Catalog Number
Black and white nylon. Multiple drive screws.	.230"-.720" (5.8-18.3)	<b>HBL7506C</b>

*Note: See page B-53 for accessories.*



**HBL7506C**

## Receptacles

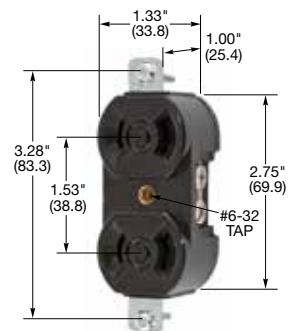
Description	Catalog Number
Duplex, flush, black phenolic.	<b>HBL7540</b>
Single, flush, black phenolic.	<b>HBL7535</b>
Single, panel mount, 1 1/16" (49.2) centers, black phenolic.	<b>HBL7498</b>

*Note: See pages B-52 and B-53 for accessories.*

## Flanged Receptacles

Description	Catalog Number
Insulgrip nylon casing, backwired. Multiple drive screws.	<b>HBL7526C</b>
Metal flange, stainless steel casing, black phenolic, exposed terminals.	<b>HBL7526</b>

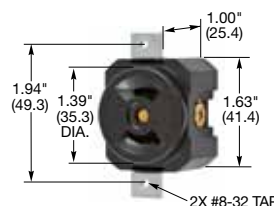
*Note: See pages B-52 and B-53 for accessories.*  
 Only receptacles and plugs are HP rated.  
 HP ratings are AC only.



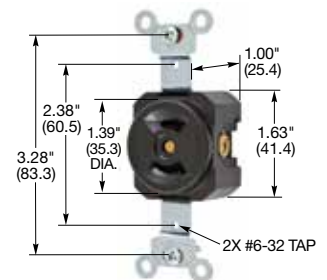
**HBL7540**



**HBL7526C**



**HBL7498**



**HBL7535**

*Dimensions in Inches (mm)*

**15 Amp, 125, 250 Volts and 277 Volts AC**  
**2 Pole, 3 Wire, Grounding**

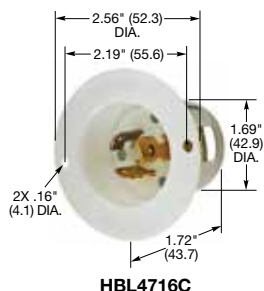
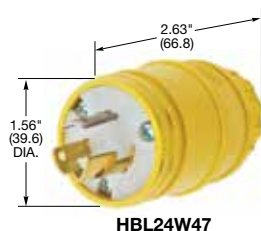
**IP20**  
 SUITABILITY



**15A 125V**  
**NEMA L5-15P**  
**0.5 HP**

**15A 250V**  
**NEMA L6-15P**  
**1.5 HP**

**15A 277V AC**  
**NEMA L7-15P**  
**2 HP**



Dimensions in Inches (mm)

## Plugs

Description	Cord Dia.	Catalog Number		
Insulgrip plug, black and white nylon. Multiple drive screws. Fed Spec WC596	.230"-.720" (5.8-18.3)	<b>HBL4720C</b>	<b>HBL4570C</b>	<b>HBL4770C</b>
All black nylon.	.230"-.720" (5.8-18.3)	<b>HBL4720CBK</b>	-	-
Insulgrip angle plug, 8 position angle, black and white nylon. Multiple drive screws.	.325"-.655" (8.3-16.6)	<b>HBL4720CA</b>	<b>HBL4570CA</b>	<b>HBL4770CA</b>
Insulgrip plug, corrosion resistant, yellow and white nylon. Multiple drive screws. Fed Spec WC596	.230"-.720" (5.8-18.3)	<b>HBL47CM20C</b>	<b>HBL45CM70C</b>	<b>HBL47CM70C</b>
Elastogrip® plug, yellow elastomer, dust tight.	300"-.655" (7.6-16.6)	<b>HBL2447</b>	-	-
Elastogrip plug, yellow elastomer, water/dust tight.	300"-.655" (7.6-16.6)	<b>HBL24W47</b>	-	-
Valise® plug, yellow nylon.	.220"-.660" (5.6-16.8)	<b>HBL4723VY</b>	<b>HBL4573VY</b>	<b>HBL4773VY</b>
Valise® plug, black nylon.	.220"-.660" (5.6-16.8)	<b>HBL4723VBK</b>	<b>HBL4573VBK</b>	<b>HBL4773VBK</b>

Note: See page B-53 for accessories.

## Flanged Inlets

Description	Catalog Number		
Insulgrip flanged inlet, nylon casing, back wired.	<b>HBL4716C</b>	<b>HBL4586C</b>	<b>HBL4786C</b>
Stainless steel casing, brown phenolic.	<b>HBL4716*</b>	<b>HBL4586*</b>	<b>HBL4786*</b>
Corrosion resistant, stainless steel casing, yellow melamine.	<b>HBL47CM16*</b>	-	-

Note: See page B-52 for accessories.

HP ratings are AC only.

Only plugs are HP rated.

See page B-71 for technical information on Insulgrip devices.

\*These flanged inlets will not accept Valise® connector bodies.

## 15 Amp, 125, 250 Volts and 277 Volts AC 2 Pole, 3 Wire, Grounding

**IP20**  
SUITABILITY



**15A 125V  
NEMA L5-15R  
0.5 HP**

**15A 250V  
NEMA L6-15R  
1.5 HP**

**15A 277V AC  
NEMA L7-15R  
2 HP**

### Connector Bodies

Description	Cord Dia.	Catalog Number		
Insulgrip connector body, black and white nylon. Multiple drive screws.	.230"-.720" (5.8-18.3)	<b>HBL4729C</b>	<b>HBL4579C</b>	<b>HBL4779C</b>
All black nylon.	.230"-.720" (5.8-18.3)	<b>HBL4729CBK</b>	-	-
Insulgrip connector body, 8 position angle, black and white nylon. Multiple drive screws.	.325"-.655" (8.3-16.6)	<b>HBL4729CA</b>	-	-
Insulgrip connector body, corrosion resistant, yellow and white nylon. Multiple drive screws.	.230"-.720" (5.8-18.3)	<b>HBL47CM29C</b>	<b>HBL45CM79C</b>	<b>HBL47CM79C</b>
Elastogrip connector body, yellow elastomer, dust tight.	.300"-.655" (7.6-16.6)	<b>HBL2547</b>	-	-
Elastogrip® connector body, yellow elastomer, water/dust tight.	.300"-.655" (7.6-16.6)	<b>HBL25W47**</b>	-	-
Valise® connector body, yellow nylon.	.220"-.660" (5.6-16.8)	<b>HBL4729VY</b>	<b>HBL4579VY</b>	<b>HBL4779VY</b>
Valise® connector body, black nylon.	.220"-.660" (5.6-16.8)	<b>HBL4729VBK</b>	<b>HBL4579VBK</b>	<b>HBL4779VBK</b>

Note: See page B-51 for accessories.

### Receptacles

Description	Catalog Number		
Duplex, flush, brown RTP face, back and side wired.	<b>HBL4700*</b>	<b>HBL4550*</b>	<b>HBL4750*</b>
Duplex, flush, ivory RTP face, back and side wired.	<b>HBL4700I*</b>	-	-
Duplex, ring terminal connection.	<b>HBL4700RT*</b>	<b>HBL4550RT*</b>	-
Duplex, isolated ground, flush, orange RTP face, back and side wired.	<b>IG4700A*</b>	<b>IG4550A*</b>	-
Duplex, corrosion resistant, yellow RTP face, back and side wired.	<b>HBL47CM00*</b>	-	-
Single, flush, black nylon face, back and side wired.	<b>HBL4710</b>	<b>HBL4560</b>	<b>HBL4760</b>
Same as HBL4760 without mounting screws, ears. Terminal screws backed out, back and side wired. This item is bulk packed 100 pcs case.	-	-	<b>HBL4760C</b>
Single, ring terminal connection.	<b>HBL4710RT</b>	<b>HBL4560RT</b>	-
Single, isolated ground, flush, orange nylon face, back and side wired.	<b>IG4710</b>	<b>IG4560</b>	-
Single, black nylon face mounted on a 4" (101.6) round box cover, back and side wired.	<b>HBL4711</b>	-	<b>HBL4761</b>
Single, panel mount, black nylon face, side wired only, 1.75" or 1.937" (44.5 or 49.2) mounting centers.	<b>HBL4713</b>	<b>HBL4563</b>	<b>HBL4763</b>

Note: See pages B-52 and B-53 for accessories.

### Flanged Receptacles

Description	Catalog Number		
Insulgrip flanged receptacle, nylon casing, back wired.	<b>HBL4715C</b>	<b>HBL4585C</b>	<b>HBL4785C</b>
Stainless steel casing, brown phenolic.	<b>HBL4715</b>	<b>HBL4585</b>	<b>HBL4785</b>
Corrosion resistant, stainless steel casing, yellow melamine.	<b>HBL47CM15</b>	-	-

Note: See pages B-52 and B-53 for accessories.

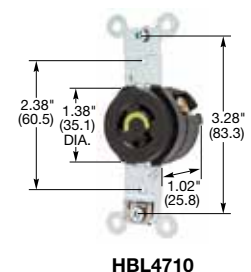
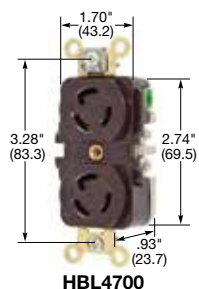
HP ratings are AC only.

RTP is an abbreviation for reinforced thermoplastic polyester.

See section N for additional information on isolated ground devices.

\*Supplied with break-off tabs for split circuit wiring.

\*\*Watertight connector body IP55 suitability when closure plug is inserted or when installed and used properly with watertight plug.



Dimensions in Inches (mm)



# Twist-Lock® Devices

## Features and Benefits

### Insulgrip® 20 and 30 Amp Plugs and Connector Bodies

Our 20 and 30 amp Insulgrip® plugs and connectors maintain Hubbell's classic integrity, solid construction and safety features that make these devices the "industry standard".

Insulgrip's cord gripping design clamps the conductors, not just the cable jacket, making it the industry's most powerful cord grip. The cord grips also provide a clean, one-piece look and makes it stronger.

Insulgrip's design guards against contamination. The nylon body and housing of the plugs and connectors are resistant to industrial chemicals, solvents and hydrocarbons. The face of each plug is molded specific to the blade configuration, eliminating holes that attract debris. And finally, our dust shield provides additional protection from contamination.

Additional features that make Insulgrip the industry standard are our improved contacts that provide better terminations, an exclusive double rivet design for the female contacts and an easy to read identification system.

The Hubbell Twist-Lock® line of plugs and connectors remain the broadest in the industry. Hubbell has you covered – proven performance, innovation and selection.



#### Housing Design

- Tough ribbed nylon housing for secure gripping
- Insulated nylon construction to keep non-current carrying parts from becoming energized



#### Internal Design

- Integral dust shield protects wiring chamber from dust or contaminants. Single-piece shield/housing eliminates need for separate step at installation
- Wiring chambers separate and positively insulate conductors and promote easy inspection



#### Cord Range

- Two-part cord grip tightens with two screws for maximum retention force
- Broad gripping area to accommodate wide range of cable diameters



#### Assembly

- Self-threading screws specially designed for secure assembly



#### Identification

- Product identification is visible while device is in use. Markings include catalog number and ratings printed in the IEC color scheme on the current-carrying portion of the device



#### Contacts

- Improved terminations include #10 multiple drive screws and thicker .080 inch clamping nuts
- Funneled holes to permit "straight-in" conductor insertion
- Contoured binding plates ensures strong wire retention

# Twist-Lock® Devices

## Features and Benefits

### Insulgrip® Standard Locking Receptacles

Twist-Lock® receptacles combine functional design features, unparalleled quality to deliver ultimate performance.

The high-impact nylon face of each Hubbell Twist-Lock receptacle has a colored ring. Keyed to an internationally recognized color coding scheme, this ring enables mating devices to be matched quickly. It's just one more example of user-oriented thinking at Hubbell.

The terminals in each Hubbell Twist-Lock receptacle are mechanically and electrically the finest available. These terminals incorporate unique design features to contain and hold conductors, including an external back wiring "wraparound" clamp, a wire restraint recess and more.

The materials used in every receptacle are of the highest quality. The all brass mounting system provides a safer, lower resistance ground path than those made of steel. The thick wall base is constructed of an engineered thermoplastic to offer the benefits of a thermoset, yet with much greater impact resistance.

Hubbell Twist-Lock Receptacles: Voltage color coding on the outside. Proven designs and quality materials on the inside. Any way you look at them, they are the standard of the industry.



#### Housing Design

- High-impact, abuse-resistant nylon face
- Glass-Reinforced thermoplastic base (PBT) has the desirable characteristics of a thermoset material, including heat, flame resistance and dimensional stability. The impact resistance it provides, however, is much greater than that of a thermoset



#### Wiring Design

- Wire restraint recess for both back and side wiring, greatly reduces the possibility of loosening the terminal connection



#### Mounting Strap

- All-brass mounting and grounding system provides a lower resistance ground path and greater resistance to corrosion than steel mounting systems



#### Terminals

- #10 brass terminal screw provides greater strength and resistance to corrosion and stripping
- Anti-rotational clamp has a stop to limit the amount of cocking when only one side is used. Accommodates both back and side wiring



#### Identification

- Face color coding by voltage facilitates locating and mating of proper devices
- Boss diameter is 1.562 inch on 20A and 30A devices for simplifying installation and accessory selection



#### Contacts

- One-piece contact with long spring arm (low stress) and oxide cutting nibs: prevents stress and overheating associated with riveted contact and short spring arms

# Twist-Lock® Devices

## Features and Benefits

### Watertight Safety-Shroud® Twist-Lock® System

- Virtually eliminates bent and broken plug blades, leading to longer equipment life
- Extends life of mating receptacles by eliminating damage caused by insertion of bent blades
- Extra protection for personnel by significantly reducing chance of inadvertent contact with blades when connecting or disconnecting energized receptacles and connector bodies
- Reduces exposure to arcing when connecting or disconnecting plugs under load
- Compliance with California Code of Regulations, Title 8, Article 51, subsection 2510.7(b), which requires shrouding for devices exceeding 300 volts
- Lockout/tagout hole allows compliance with OSHA regulation 29 CFR 1910.147



*Note: Works with Mechanical Interlocks, see page B-43 for additional information.*




#### Housing Design

- One-piece, engineered thermoplastic housing is impact-resistant for heavy duty industrial environments
- Blades are recessed for protection against bending and breaking
- Closure cap is included for environmental seal when device is not in use



#### Assembly

- Cord grip screw recess minimizes screwdriver slippage
- All screws are #10 multiple drive head



#### Cord Range

- Assorted TPE seal glands can accommodate a wide range of cord sizes from #16-3 Type SJ to #8-5 Type S, SO
- Sealing gland and thermoplastic guard assure sealing when fully connected



#### Panel or Box Mount Receptacles and Inlets

- High impact, thermoplastic housing for heavy duty industrial environments
- Mounting screw recesses minimize screwdriver slippage
- Accepts all mating NEMA locking plugs and most connector bodies, allowing interchangeability with existing devices



#### Identification

- Catalog number and color-coded voltage rating are easily visible even when in use
- Alignment arrows and lock and unlock symbols provide a visual indication that devices are properly connected



#### Spring-Loaded Cover

- One-step, push-to-close, spring-loaded cover with latch allows for fast opening and closing of lift cover
- Result: environmental sealing is assured

# Twist-Lock® Devices

## Features and Benefits

### Safety-Shroud® Twist-Lock® System

- Mates with most NEMA locking connector bodies
- Virtually eliminates bent and broken plug blades
- Provides protection for personnel by reducing chance of inadvertent contact with blades when connecting or disconnecting energized devices
- Reduces exposure to arcing when connecting or disconnecting under load
- Extends life of mating receptacles by eliminating damage caused by insertion of bent blades
- Complies with California Code of Regulation, which requires shrouding for devices exceeding 300 volts
- Lockout/tagout hole allows compliance to OSHA regulation 29 CFR 1910.147
- Allows engagement with Mechanical Interlock Enclosure which virtually prevents make and break under load

*Note: All screws are #10 multiple drive head.*

*Works with Mechanical Interlocks, see page B-43 for additional information.*



#### Housing Design

- Impact resistant shroud made of engineered thermoplastic protects blades against bending or breaking



#### Housing Design

- Engineered thermoplastic housing is impact and corrosion resistant, making it suitable for heavy duty industrial environments
- Accepts conventional NEMA locking plugs



#### Safety

- External keying on plug devices allows quick mating of devices
- Lockout/tagout hole allows compliance with OSHA regulation 29 CFR 1910.147



#### Safety-Shroud® Twist-Lock® Receptacles

- The Safety-Shroud Twist-Lock single gang receptacles were designed to mount in virtually all standard and FS/FD type boxes, allowing easy conversion of existing NEMA locking receptacles to Safety-Shroud Twist-Lock receptacles



#### Identification

- Catalog number and color-coded voltage rating are visible even when in use
- Alignment arrows with lock and unlock symbols provide a visual indication that devices are properly connected



#### Boxes Available

- The semi-flush receptacles install in (RACO type 242/255) boxes, with 1/2 raised 2-gang device mount covers (RACO type 778/841) and a 2-gang FD type box. Standard 4 inch and 4 1/16 in. square boxes 2 1/8 in. deep



# Twist-Lock® Devices




## Compatibility and Environmental Protection Chart

### Twist-Lock® Receptacles



### Twist-Lock® Connector Bodies



### Twist-Lock® Plugs

<b>Watertight Safety-Shroud</b> 	<b>YES</b> Type 4X, Type 12	<b>YES</b> Type 4X, Type 12K	<b>YES</b> Type 1	<b>NO</b>	<b>NO</b>	<b>YES</b> Type 4X, Type 12	<b>YES</b> Type 1
<b>Safety-Shroud</b> 	<b>YES</b> Type 1	<b>YES</b> Type 1	<b>YES</b> Type 1	<b>NO</b>	<b>NO</b>	<b>YES</b> Type 1	<b>YES</b> Type 1
<b>Insulgrip</b> 	<b>YES</b> Type 1	<b>NO</b>	<b>YES</b> Type 1	<b>YES</b> Type 3R	<b>YES</b> Type 1	<b>YES</b> Type 1	<b>YES</b> Type 1

### Twist-Lock® Inlets

<b>NEMA</b> 	<b>NA</b>	<b>NA</b>	<b>NA</b>	<b>NA</b>	<b>NA</b>	<b>NO</b>	<b>YES</b> Type 1
<b>Watertight Safety-Shroud</b> 	<b>NA</b>	<b>NA</b>	<b>NA</b>	<b>NA</b>	<b>NA</b>	<b>YES</b> Type 4X, Type 12	<b>YES</b> Type 1

<b>Type 1</b>	<i>Indoor</i>
<b>Type 3R</b>	<i>Raintight</i>
<b>Type 4X</b>	<i>Hose-directed water and corrosion resistant</i>
<b>Type 12</b>	<i>Dust tight, drip-proof without knockouts</i>
<b>Type 12K</b>	<i>Dust tight, drip-proof with knockouts</i>
<b>YES</b>	<i>Interchangeable</i>
<b>NO</b>	<i>Does not interchange</i>
<b>NA</b>	<i>Not Applicable</i>

Note: See Technical section for full description of enclosure types.




**20 Amp, 250 Volts**  
**2 Pole, 2 Wire, Non-Grounding**



## Plugs

Description	Cord Dia.	Catalog Number
Black and white nylon, polarized, multiple drive screws.	.220"-.720" (5.6-18.3)	<b>HBL7102C</b>

*Note: See page B-53 for accessories.*




**HBL7102C**

## Flanged Inlets

Description	Catalog Number
Nylon casing, back wired, polarized, multiple drive screws.	<b>HBL8815C</b>

*Note: See page B-52 for accessories.*



**HBL8815C**

## Connector Bodies

Description	Cord Dia.	Catalog Number
Black and white nylon, multiple drive screws.	.220"-.720" (5.6-18.3)	<b>HBL7101C</b>

*Note: See page B-53 for accessories.*

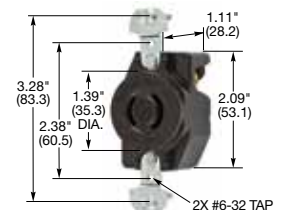


**HBL7101C**

## Receptacles

Description	Catalog Number
Single, black phenolic.	<b>HBL7210B</b>
Single, mounted on 4" (101.6) round box cover, black phenolic.	<b>HBL7217B</b>

*Note: See pages B-52 and B-53 for accessories.*



**HBL7210B**

## Flanged Receptacles


Description	Catalog Number
Insulgrip nylon casing, back wired, multiple drive screws.	<b>HBL8809C</b>
Metal flange, stainless steel casing, black phenolic, exposed terminals.	<b>HBL3226</b>

*Note: See pages B-52 and B-53 for accessories.*

*Only receptacles and plugs are HP rated.  
 HP ratings are AC only.*



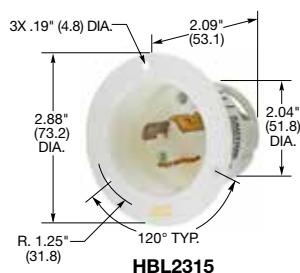
**HBL8809C**



**HBL3226**

*Dimensions in Inches (mm)*

**20 Amp, 125, 250 Volts and 277 Volts AC  
2 Pole, 3 Wire, Grounding**



Dimensions in Inches (mm)

## Plugs

### Watertight Safety-Shroud®

Description	Cord Dia.	Catalog Number	IP66 SUITABILITY	UL Type 4x, 12
Black Valox® housing, white Valox® clamps.	.360"-.930" (9-24)	<b>HBL2311SW</b>	<b>HBL2321SW</b>	<b>HBL2331SW</b>

### Safety-Shroud®

Description	Cord Dia.	Catalog Number	IP20 SUITABILITY
Black and white nylon body, white Valox® shroud. Can be used with the Insulgrip Connector Bodies.	.360"-.930" (9-24)	<b>HBL2311S</b>	<b>HBL2321S</b> <b>HBL2331S</b>

### Insulgrip®

Description	Cord Dia.	Catalog Number	IP20 SUITABILITY
Black and white nylon.	.360"-.930" (9-24)	<b>HBL2311</b>	<b>HBL2321</b> <b>HBL2331</b>
Corrosion resistant, yellow nylon.	.360"-.930" (9-24)	<b>HBL23CM11</b>	<b>HBL23CM21</b> -
All black nylon.	.360"-.930" (9-24)	<b>HBL2311BK</b>	<b>HBL2321BK</b> -
Cord clamps with removable inserts. All black nylon.	.360"-.930" (9-24)	<b>HBL2311EBK</b>	<b>HBL2321EBK</b> -

Note: See page B-54 for accessories.

### Valise®

Description	Cord Dia.	Catalog Number	IP20 SUITABILITY
Yellow nylon.	.325"-.720" (8.26-18.3)	<b>HBL2311VY</b>	<b>HBL2321VY</b> <b>HBL2331VY</b>
Corrosion resistant, yellow nylon.	.325"-.720" (8.26-18.3)	<b>HBL23CM11V</b>	- -
Black nylon.	.325"-.720" (8.26-18.3)	<b>HBL2311VBK</b>	<b>HBL2321VBK</b> <b>HBL2331VBK</b>

Note: See page B-55 for accessories.

## Flanged Inlets

### Watertight Safety-Shroud®

Description	Catalog Number	IP66 SUITABILITY	UL Type 4x, 12
Gray Valox® housing and flange.	<b>HBL2315SW</b>	<b>HBL2325SW</b>	<b>HBL2335SW</b>
Gray Valox® housing and flange, reverse service (Not shown).	-	<b>HBL2325SWR</b>	-

Note: See page B-56 for accessories.

### Insulgrip®

Description	Catalog Number	IP20 SUITABILITY
Nylon casing, back wired.	<b>HBL2315</b>	<b>HBL2325</b> <b>HBL2335</b>

Note: See page B-54 for accessories.

See pages B-71 and B-72 for technical information on Twist-Lock and Watertight Safety-Shroud devices.

See page B-76 for technical information on Valise® plugs and connectors.

**HBLMITL** - For use with Watertight Safety-Shroud receptacles, see page B-43.



Valox® is a trademark of SABIC Innovative Plastics, acquired from General Electric Company.

## 20 Amp, 125, 250 Volts and 277 Volts AC 2 Pole, 3 Wire, Grounding



20A 125V  
NEMA L5-20R  
1 HP

20A 250V  
NEMA L6-20R  
2 HP

20A 277V AC  
NEMA L7-20R  
2 HP

### Connector Bodies

#### Watertight Safety-Shroud®

IP66 SUITABILITY

UL Type 4x, 12

Description	Cord Dia.	Catalog Number		
Black Valox® housing, white Valox® clamps.	.360"-.930" (9-24)	<b>HBL2313SW</b>	<b>HBL2323SW</b>	<b>HBL2333SW</b>

#### Insulgrip®

IP20 SUITABILITY

Description	Cord Dia.	Catalog Number		
Black and white nylon.	.360"-.930" (9-24)	<b>HBL2313</b>	<b>HBL2323</b>	<b>HBL2333</b>
Corrosion resistant, yellow nylon.	.360"-.930" (9-24)	<b>HBL23CM13</b>	<b>HBL23CM23</b>	-
All black nylon.	.360"-.930" (9-24)	<b>HBL2313BK</b>	<b>HBL2323BK</b>	-
Cord clamps with removable inserts. All black nylon.	.360"-.930" (9-24)	<b>HBL2313EBK</b>	<b>HBL2323EBK</b>	-

Note: See page B-54 for accessories.

#### Valise®

IP20 SUITABILITY



Description	Cord Dia.	Catalog Number		
Yellow nylon.	.325"-.720" (8.26-18.3)	<b>HBL2313VY</b>	<b>HBL2323VY</b>	-
Black nylon.	.325"-.720" (8.26-18.3)	<b>HBL2313VBK</b>	<b>HBL2323VBK</b>	<b>HBL2333VBK</b>

Note: See page B-55 for accessories.

### Receptacles

#### Watertight Safety-Shroud®

IP66 SUITABILITY

UL Type 4x, 12

Description	Catalog Number		
Gray Valox® housing and flange, back wired.	<b>HBL2310SW</b>	<b>HBL2320SW</b>	<b>HBL2330SW</b>

Note: See page B-56 for accessories.

#### Safety-Shroud® Twist-Lock®

IP20 SUITABILITY

Description	Catalog Number		
Gray Valox® angle housing, one gang, back wired.	<b>HBL2310AR</b>	<b>HBL2320AR</b>	<b>HBL2330AR</b>
Gray Valox® surface mounting, one gang, back wired.	<b>HBL2310SR</b>	<b>HBL2320SR</b>	<b>HBL2330SR</b>
Gray Valox® semi-flush, two gang, back wired.	<b>HBL2310SR2</b>	<b>HBL2320SR2</b>	<b>HBL2330SR2</b>

#### Single Flush Receptacles

IP20 SUITABILITY

Description	Catalog Number		
Black nylon face, back and side wired.	<b>HBL2310</b>	<b>HBL2320</b>	<b>HBL2330</b>
Black nylon face, spring terminals.	<b>HBL2310ST</b>	<b>HBL2320ST</b>	-
Blue nylon face, back and side wired.	<b>HBL2310M7</b>	<b>HBL2320M4</b>	-
Isolated ground, orange nylon face, back and side wired.	<b>IG2310</b>	<b>IG2320</b>	-
Corrosion resistant, yellow nylon face, back and side wired.	<b>HBL23CM10</b>	-	-
Ring terminal connection.	<b>HBL2310RT</b>	<b>HBL2320RT</b>	-

Note: See page B-54 for accessories.

#### Insulgrip® Flanged Receptacles

Description	Catalog Number		
Nylon casing, back wired.	<b>HBL2316</b>	<b>HBL2326</b>	<b>HBL2336</b>

Note: See page B-54 for accessories.

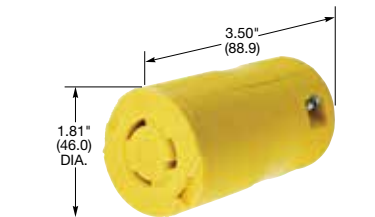
Valox® is a trademark of SABIC Innovative Plastics, acquired from General Electric Company.



**HBL2323SW**



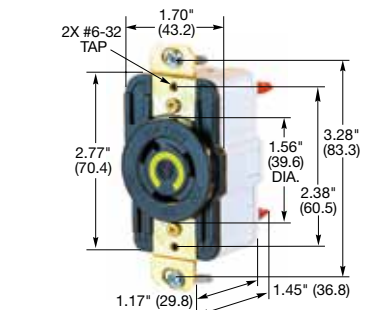
**HBL2313**



**HBL2313VY**



**HBL2320SW**



**HBL2310ST**



**HBL2320SR**

Dimensions in Inches (mm)

**20 Amp, 125/250, 3Ø 250 and 3Ø 480 Volts AC**  
**3 Pole, 4 Wire, Grounding**



**HBL2421SW**



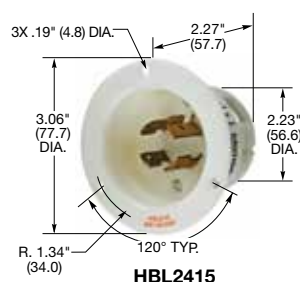
**HBL2421S**



**HBL2411**



**HBL2425SW**



**HBL2415**

Dimensions in Inches (mm)

## Plugs

### Watertight Safety-Shroud®

Description	Cord Dia.	Catalog Number	IP66 SUITABILITY	UL Type 4x, 12
Black Valox® housing, white Valox® clamps.	.350"-1.150" (9-29)	<b>HBL2411SW</b>	<b>HBL2421SW</b>	<b>HBL2431SW</b>

### Safety-Shroud®

Description	Cord Dia.	Catalog Number	IP20 SUITABILITY
Black and white nylon body, white Valox® shroud. Can be used with the Insulgrip Connector Bodies.	.350"-1.150" (9-29)	<b>HBL2411S</b>	<b>HBL2421S</b>

Note: See page B-54 for accessories.

### Insulgrip®

Description	Cord Dia.	Catalog Number	IP20 SUITABILITY
Black and white nylon.	.350"-1.150" (9-29)	<b>HBL2411</b>	<b>HBL2421</b>
Corrosion resistant, yellow nylon.	.350"-1.150" (9-29)	<b>HBL24CM11</b>	<b>HBL24CM21</b>
All black nylon.	.350"-1.150" (9-29)	<b>HBL2411BK</b>	-

Note: See page B-54 for accessories.

## Flanged Inlets

### Watertight Safety-Shroud®

Description	Catalog Number	IP66 SUITABILITY	UL Type 4x, 12
Gray Valox® housing and flange.	<b>HBL2415SW</b>	<b>HBL2425SW</b>	<b>HBL2435SW</b>

Note: See page B-56 for accessories.

### Insulgrip®

Description	Catalog Number	IP20 SUITABILITY
Nylon casing, back wired.	<b>HBL2415</b>	<b>HBL2425</b>

Note: See page B-54 for accessories.

See pages B-71 and B-72 for technical information on Twist-Lock and Watertight Safety-Shroud devices.

**HBLMITL** - For use with Watertight Safety-Shroud receptacles, see page B-43.



Valox® is a trademark of SABIC Innovative Plastics, acquired from General Electric Company.

**20 Amp, 125/250, 3Ø 250 and 3Ø 480 Volts AC  
3 Pole, 4 Wire, Grounding**



20A 125/250V AC  
NEMA L14-20R  
2 (1) HP

20A 3Ø 250V AC  
NEMA L15-20R  
3 HP

20A 3Ø 480V AC  
NEMA L16-20R  
5 HP


## Connector Bodies

### Watertight Safety-Shroud®

IP66 SUITABILITY

UL Type 4x, 12

Description	Cord Dia.	Catalog Number		
Black Valox® housing, white Valox® clamps.	.350"-1.150" (9-29)	<b>HBL2413SW</b>	<b>HBL2423SW</b>	<b>HBL2433SW</b>



**HBL2423SW**

### Insulgrip®

IP20 SUITABILITY

Description	Cord Dia.	Catalog Number		
Black and white nylon.	.350"-1.150" (9-29)	<b>HBL2413</b>	<b>HBL2423</b>	<b>HBL2433</b>
Corrosion resistant, yellow nylon.	.350"-1.150" (9-29)	<b>HBL24CM13</b>	<b>HBL24CM23</b>	<b>HBL24CM33</b>
All black nylon.	.350"-1.150" (9-29)	<b>HBL2413BK</b>	-	-



**HBL2413**

Note: See page B-54 for accessories.

## Receptacles

### Watertight Safety-Shroud®

IP66 SUITABILITY

UL Type 4x, 12

Description	Catalog Number		
Gray Valox® housing and flange, back wired.	<b>HBL2410SW</b>	<b>HBL2420SW</b>	<b>HBL2430SW</b>

Note: See page B-56 for accessories.

### Safety-Shroud® Twist-Lock®

IP20 SUITABILITY

Description	Catalog Number		
Gray Valox® angle housing, one gang, back wired.	<b>HBL2410AR</b>	<b>HBL2420AR</b>	<b>HBL2430AR</b>
Gray Valox® surface mounting, one gang, back wired.	<b>HBL2410SR</b>	<b>HBL2420SR</b>	<b>HBL2430SR</b>
Gray Valox® semi-flush, two gang, back wired.	<b>HBL2410SR2</b>	<b>HBL2420SR2</b>	<b>HBL2430SR2</b>



**HBL2420SW**

### Single Flush Receptacles

IP20 SUITABILITY

Description	Catalog Number		
Black nylon face, back and side wired.	<b>HBL2410</b>	<b>HBL2420</b>	<b>HBL2430</b>
Isolated ground, orange nylon face, back and side wired.	<b>IG2410</b>	<b>IG2420</b>	-
Ring terminal connection.	<b>HBL2410RT</b>	<b>HBL2420RT</b>	-

Note: See page B-54 for accessories.

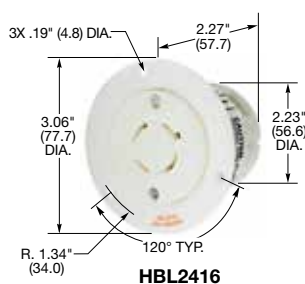
### Insulgrip® Flanged Receptacles

Description	Catalog Number		
Nylon casing, back wired.	<b>HBL2416</b>	<b>HBL2426</b>	<b>HBL2436</b>

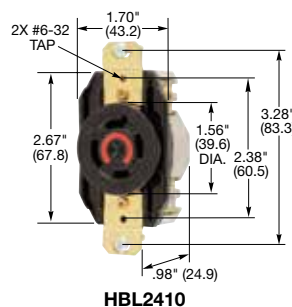
Note: See page B-54 for accessories.




**HBL2420AR**



**HBL2416**



**HBL2410**



**HBL2420SR2**



**HBL2420SR**

Valox® is a trademark of SABIC Innovative Plastics, acquired from General Electric Company.

Dimensions in Inches (mm)



**20 Amp, 347, 480, 600 and 125/250 Volts AC**  
**2 Pole, 3 Wire, Grounding and 3 Pole, 3 Wire, Non-Grounding**

**IP20**  
SUITABILITY



**HBL2341**

## Plugs

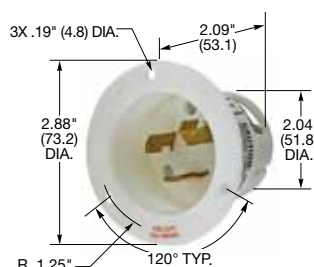
Description	Cord Dia.	Catalog Number			
Black and white nylon.	.360"- .930" (9-24)	<b>HBL3721</b>	<b>HBL2341</b>	<b>HBL2351</b>	-
Black and white nylon (Not shown).	.300"-1.050" (7.6-26.7)	-	-	-	<b>HBL2361</b>

Note: See page B-54 for accessories.

## Flanged Inlets

Description	Catalog Number			
Nylon casing, back wired.	<b>HBL3725</b>	<b>HBL2345</b>	<b>HBL2355</b>	<b>HBL2365</b>

Note: See page B-54 for accessories.



**HBL2345**

**IP20**  
SUITABILITY



## Connector Bodies

Description	Cord Dia.	Catalog Number			
Black and white nylon.	.360"- .930" (9-24)	<b>HBL3723</b>	<b>HBL2343</b>	<b>HBL2353</b>	-
Black and white nylon (Not shown).	.300"-1.050" (7.6-26.7)	-	-	-	<b>HBL2363</b>

Note: See page B-54 for accessories.

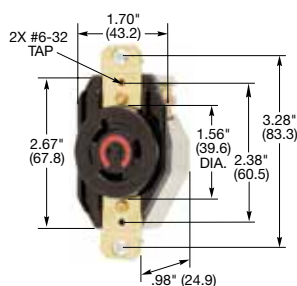


**HBL2343**

## Single Flush Receptacles

Description	Catalog Number			
Black nylon face, back and side wired.	<b>HBL3720</b>	<b>HBL2340</b>	<b>HBL2350</b>	<b>HBL2360</b>
Watertight Safety-Shroud®, gray Valox® housing and flange, back and side wired, (Not shown).	-	<b>HBL2340SW</b>	-	-
Isolated ground, orange nylon face, back and side wired.	-	<b>IG2340</b>	-	-

Note: See page B-54 for accessories.



**HBL2340**

## Flanged Receptacles

Description	Catalog Number			
Nylon casing, back wired.	<b>HBL3726</b>	<b>HBL2346</b>	<b>HBL2356</b>	<b>HBL2366</b>

Note: See page B-54 for accessories.


See page B-71 for technical information.

See page B-41 for switched enclosure.

See page B-44 for Add-A-Shroud® kit. For use with connector bodies.

Only receptacles and plugs up to 480V AC are HP rated.

HP ratings are AC only.



**HBL2346**

Dimensions in Inches (mm)

Valox® is a trademark of SABIC Innovative Plastics, acquired from General Electric Company.

## 20 Amp, 3ØY 120/208, 277/480 and 347/600 Volts AC 4 Pole, 4 Wire, Non-Grounding

**IP20**  
SUITABILITY



### Plugs

Description	Cord Dia.	Catalog Number		
Black and white nylon.	.350"-1.150" (9-29)	<b>HBL2441</b>	<b>HBL2451</b>	<b>HBL2461</b>

Note: See page B-54 for accessories.

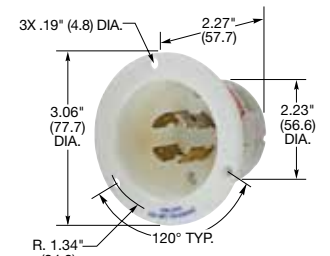


**HBL2441**

### Flanged Inlets

Description	Catalog Number		
Nylon casing, back wired.	<b>HBL2445</b>	<b>HBL2455</b>	<b>HBL2465</b>

Note: See page B-54 for accessories.



**HBL2445**

**IP20**  
SUITABILITY



### Connector Bodies

Description	Cord Dia.	Catalog Number		
Black and white nylon.	.350"-1.150" (9-29)	<b>HBL2443</b>	<b>HBL2453</b>	<b>HBL2463</b>

Note: See page B-54 for accessories.

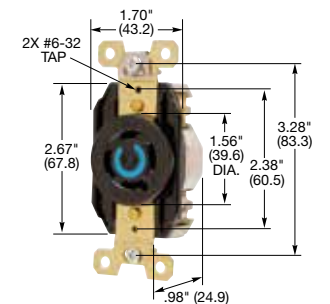


**HBL2443**

### Single Flush Receptacles

Description	Catalog Number		
Black nylon face, back and side wired.	<b>HBL2440</b>	<b>HBL2450</b>	<b>HBL2460</b>

Note: See page B-54 for accessories.

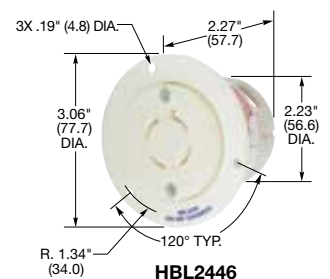


**HBL2440**

### Flanged Receptacles

Description	Catalog Number		
Nylon casing, back wired.	<b>HBL2446</b>	<b>HBL2456</b>	<b>HBL2466</b>

Note: See page B-54 for accessories.  
See page B-71 for technical information.  
See page B-41 for switched enclosure.  
See page B-44 for Add-A-Shroud® kit. For use with connector bodies.  
Only receptacles and plugs up to 480V AC are HP rated.  
HP ratings are AC only.




**HBL2446**

Dimensions in Inches (mm)


**20 Amp, 3ØY 120/208, 277/480 and 347/600 Volts AC**  
**4 Pole, 5 Wire, Grounding**



**HBL2511SW**



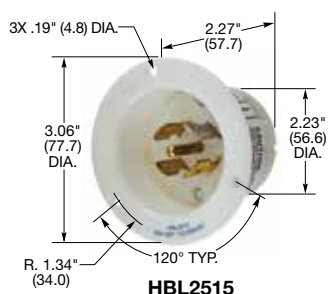
**HBL2511S**



**HBL2511**



**HBL2515SW**



**HBL2515**

Dimensions in Inches (mm)

## Plugs

### Watertight Safety-Shroud®

Description	Cord Dia.	Catalog Number	IP66 SUITABILITY	UL Type 4x, 12
Black Valox® housing, white Valox® clamps.	.350"-1.150" (9-29)	<b>HBL2511SW</b>	-	-

### Safety-Shroud®

Description	Cord Dia.	Catalog Number	IP20 SUITABILITY
Black and white nylon body, white Valox® shroud. Can be used with the Insulgrip Connector Bodies.	.350"-1.150" (9-29)	<b>HBL2511S</b>	-

Note: See page B-42 for accessories.

### Insulgrip®

Description	Cord Dia.	Catalog Number	IP20 SUITABILITY
Black and white nylon.	.350"-1.150" (9-29)	<b>HBL2511</b>	<b>HBL2521</b> <b>HBL2531</b>
All black nylon.	.350"-1.150" (9-29)	<b>HBL2511BK</b>	-
Corrosion resistant, yellow nylon.	.350"-1.150" (9-29)	<b>HBL25CM11</b>	-
Black and white for flat cable.	.350"-1.150" (9-29)	<b>HBL2511FC</b>	-

Note: See page B-54 for accessories.

## Flanged Inlets

### Watertight Safety-Shroud®

Description	Catalog Number	IP66 SUITABILITY	UL Type 4x, 12
Gray Valox® housing and flange.	<b>HBL2515SW</b>	-	-

Note: See page B-54 for accessories.

### Insulgrip®

Description	Catalog Number	IP20 SUITABILITY
Nylon casing, back wired.	<b>HBL2515</b> <b>HBL2525</b> <b>HBL2535</b>	

Note: See page B-54 for accessories.

See pages B-71 and B-72 for technical information on Twist-Lock and Watertight Safety-Shroud devices.

## Twist-Lock® 3-Phase Circuit Tester

Description	Rating	Catalog Number	IP66 SUITABILITY	UL Type 4x, 12
3-Phase Circuit Tester	3Ø 120/208V AC Min. Voltage: 90V AC	<b>HBL3PT2511</b>	-	-

Note: Testers in other NEMA configurations can be developed upon request.  
 See page B-55 for additional circuit testers.



**HBL3PT2511**

**HBLMITL** - For use with Watertight Safety-Shroud receptacles, see page B-43.



Valox® is a trademark of SABIC Innovative Plastics, acquired from General Electric Company.

**20 Amp, 3ØY 120/208, 277/480 and 347/600 Volts AC**  
**4 Pole, 5 Wire, Grounding**



**20A 3ØY 120/208V AC**  
**NEMA L21-20R**  
**2 HP**

**20A 3ØY 277/480V AC**  
**NEMA L22-20R**  
**5 HP**

**20A 3ØY 347/600V AC**  
**NEMA L23-20R**

## Connector Bodies

### Watertight Safety-Shroud®

IP66 SUITABILITY

UL Type 4x, 12

Description	Cord Dia.	Catalog Number		
Black Valox® housing, white Valox® clamps.	.350"-1.150" (9-29)	<b>HBL2513SW</b>	-	-



**HBL2513SW**

### Insulgrip®

IP20 SUITABILITY

Description	Cord Dia.	Catalog Number		
Black and white nylon.	.350"-1.150" (9-29)	<b>HBL2513</b>	<b>HBL2523</b>	<b>HBL2533</b>
All black nylon.	.350"-1.150" (9-29)	<b>HBL2513BK</b>	-	-
Corrosion resistant, yellow nylon.	.350"-1.150" (9-29)	<b>HBL25CM13</b>	-	-
Black and white for flat cable.	.350"-1.150" (9-29)	<b>HBL2513FC</b>	-	-



**HBL2513**

Note: See page B-54 for accessories.

## Receptacles

### Watertight Safety-Shroud®

IP66 SUITABILITY

UL Type 4x, 12

Description	Catalog Number		
Gray Valox® housing and flange, back wired.	<b>HBL2510SW</b>	-	-

Note: See page B-56 for accessories.



**HBL2510SW**

### Safety-Shroud® Twist-Lock®

IP20 SUITABILITY

Description	Catalog Number		
Gray Valox® angle housing, one gang, back wired.	<b>HBL2510AR</b>	-	-
Gray Valox® surface mounting, one gang, back wired.	<b>HBL2510SR</b>	-	-
Gray Valox® semi-flush, two gang, back wired.	<b>HBL2510SR2</b>	-	-

### Single Flush Receptacles

IP20 SUITABILITY

Description	Catalog Number		
Black nylon face, back and side wired.	<b>HBL2510</b>	<b>HBL2520*</b>	<b>HBL2530*</b>
Isolated ground, orange nylon face, back and side wired.	<b>IG2510</b>	-	-

Note: See page B-54 for accessories.

\*Not Fed Spec.



**HBL2510AR**

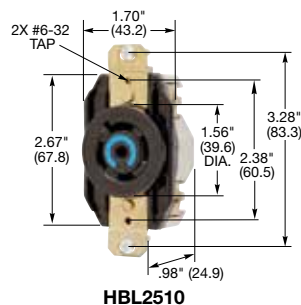
### Insulgrip® Flanged Receptacles

Description	Catalog Number		
Nylon casing, back wired.	<b>HBL2516</b>	<b>HBL2526</b>	<b>HBL2536</b>


Note: See page B-54 for accessories.



**HBL2516**



**HBL2510**



**HBL2510SR2**




**HBL2510SR**


Valox® is a trademark of SABIC Innovative Plastics, acquired from General Electric Company.

Dimensions in Inches (mm)

**30 Amp, 125, 250 Volts and 277 Volts AC  
2 Pole, 3 Wire, Grounding**




**HBL2611SW**



**HBL2621S**



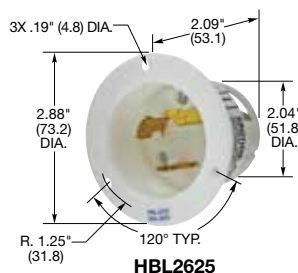
**HBL2621**



**HBL2611VY**



**HBL2615SW**



**HBL2625**

Dimensions in Inches (mm)



**30A 125V  
NEMA L5-30P  
2 HP**



**30A 250V  
NEMA L6-30P  
2 HP**



**30A 277V AC  
NEMA L7-30P  
3 HP**

## Plugs

### Watertight Safety-Shroud®

IP66 SUITABILITY

UL Type 4x, 12

Description	Cord Dia.	Catalog Number
Black Valox® housing, white Valox® clamps.	.325"-.930" (9-24)	<b>HBL2611SW</b> <b>HBL2621SW</b> -

### Safety-Shroud®

IP20 SUITABILITY

Description	Cord Dia.	Catalog Number
Black and white nylon body, white Valox® shroud. Can be used with the Insulgrip Connector Bodies.	.360"-.930" (9-24)	<b>HBL2611S</b> <b>HBL2621S</b> -

Note: See page B-42 for accessories.

### Insulgrip®

IP20 SUITABILITY

Description	Cord Dia.	Catalog Number
Black and white nylon.	.360"-.930" (9-24)	<b>HBL2611</b> <b>HBL2621</b> <b>HBL2631</b>
Heat stabilized, gray nylon, 220° F (104° C).	.360"-.930" (9-24)	<b>HBL2611F</b> <b>HBL2621F</b> -
Corrosion resistant, yellow nylon.	.360"-.930" (9-24)	<b>HBL26CM11</b> <b>HBL26CM21</b> -
All black nylon.	.360"-.930" (9-24)	<b>HBL2611BK</b> <b>HBL2621BK</b> -
Cord clamps with removable inserts. All black nylon.	.360"-.930" (9-24)	- <b>HBL2621EBK</b> -

Note: See page B-54 for accessories.

### Valise®

IP20 SUITABILITY

Description	Cord Dia.	Catalog Number
Yellow nylon.	.590"-.930" (15.0-23.6)	<b>HBL2611VY</b> <b>HBL2621VY</b> -
Corrosion resistant, yellow nylon.	.590"-.930" (15.0-23.6)	<b>HBL26CM11V</b> -   -
Black nylon.	.590"-.930" (15.0-23.6)	<b>HBL2611VBK</b> <b>HBL2621VBK</b> -

Note: See page B-55 for accessories.

## Flanged Inlets

### Watertight Safety-Shroud®

IP66 SUITABILITY

UL Type 4x, 12

Description	Catalog Number
Gray Valox® housing and flange.	<b>HBL2615SW</b> <b>HBL2625SW</b> -
Reverse service, gray Valox® housing and flange (use with HBL2613SR), (Not shown).	<b>HBL2615SWR</b> -   -

Note: See page B-56 for accessories.

### Insulgrip®

IP20 SUITABILITY

Description	Catalog Number
Nylon casing, back wired.	<b>HBL2615</b> <b>HBL2625</b> <b>HBL2635</b>
Heat stabilized, gray nylon, 220° F (104° C).	<b>HBL2615F</b> <b>HBL2625F</b> -
Nylon casing, weather protective, die cast aluminum, back wired, self closing lift cover.	<b>HBL2615M3</b> -   -

Note: See page B-54 for accessories.

See pages B-71 and B-72 for technical information on Twist-Lock and Watertight Safety-Shroud devices.  
See page B-76 for technical information on Valise plugs and connectors.

Valox® is a trademark of SABIC Innovative Plastics, acquired from General Electric Company.



**30 Amp, 125, 250 Volts and 277 Volts AC**  
**2 Pole, 3 Wire, Grounding**



## Connector Bodies

### Watertight Safety-Shroud®

		IP66 SUITABILITY		UL Type 4x, 12
Description	Cord Dia.	Catalog Number		
Black Valox® housing, white Valox® clamps.	.360"-.930" (9-24)	<b>HBL2613SW</b>	<b>HBL2623SW</b>	-
Reverse service, black Valox® housing, white Valox® clamps (use with HBL2615SWR), (Not shown).	.360"-.930" (9-24)	<b>HBL2613SR</b>	-	-

### Insulgrip®

		IP20 SUITABILITY		
Description	Cord Dia.	Catalog Number		
Black and white nylon.	.360"-.930" (9-24)	<b>HBL2613</b>	<b>HBL2623</b>	<b>HBL2633</b>
Heat stabilized, gray nylon, 220° F (104° C).	.360"-.930" (9-24)	<b>HBL2613F</b>	<b>HBL2623F</b>	-
Corrosion resistant, yellow nylon.	.360"-.930" (9-24)	<b>HBL26CM13</b>	<b>HBL26CM23</b>	-
All black nylon.	.360"-.930" (9-24)	<b>HBL2613BK</b>	<b>HBL2623BK</b>	-

Note: See page B-54 for accessories.

### Valise®

		IP20 SUITABILITY		
Description	Cord Dia.	Catalog Number		
Yellow nylon.	.590"-.930" (15.0-23.6)	<b>HBL2613VY</b>	<b>HBL2623VY</b>	-
Corrosion resistant, yellow nylon.	.590"-.930" (15.0-23.6)	<b>HBL26CM13V</b>	-	-
Black nylon.	.590"-.930" (15.0-23.6)	<b>HBL2613VBK</b>	<b>HBL2623VBK</b>	-
Cord clamps with removable inserts. All black nylon.	.360"-.930" (9-24)	-	<b>HBL2623EBK</b>	-

Note: See page B-55 for accessories.

## Receptacles

### Watertight Safety-Shroud®

		IP66 SUITABILITY		UL Type 4x, 12
Description	Catalog Number			
Gray Valox® housing and flange, back wired.	<b>HBL2610SW</b>	<b>HBL2620SW</b>	-	

Note: See page B-56 for accessories.

### Safety-Shroud® Twist-Lock®

		IP20 SUITABILITY		
Description	Catalog Number			
Gray Valox® angle housing, one gang, back wired.	<b>HBL2610AR</b>	<b>HBL2620AR</b>	-	
Gray Valox® surface mounting, one gang, back wired.	<b>HBL2610SR</b>	<b>HBL2620SR</b>	-	
Gray Valox® semi-flush, two gang, back wired.	<b>HBL2610SR2</b>	<b>HBL2620SR2</b>	-	

### Single Flush Receptacles

		IP20 SUITABILITY		
Description	Catalog Number			
Black nylon face, back and side wired.	<b>HBL2610</b>	<b>HBL2620</b>	<b>HBL2630</b>	
Black nylon face, spring terminals.	<b>HBL2610ST</b>	<b>HBL2620ST</b>	-	
Blue nylon face, back and side wired.	<b>HBL2610M6</b>	<b>HBL2620M6</b>	-	
Isolated ground, orange nylon face, back and side wired.	<b>IG2610</b>	<b>IG2620</b>	-	
Corrosion resistant, yellow nylon face, back and side wired.	<b>HBL26CM10</b>	<b>HBL26CM20</b>	-	
Ring terminal connection.	<b>HBL2610RT</b>	<b>HBL2620RT</b>	-	

Note: See page B-54 for accessories.

### Insulgrip® Flanged Receptacles

		IP20 SUITABILITY		
Description	Catalog Number			
Nylon casing, back wired.	<b>HBL2616</b>	<b>HBL2626</b>	<b>HBL2636</b>	
Heat stabilized, gray nylon, 220° F (104° C).	<b>HBL2616F</b>	<b>HBL2626F</b>	-	

Note: See page B-54 for accessories.


Valox® is a trademark of SABIC Innovative Plastics, acquired from General Electric Company.



**HBL2613SW**



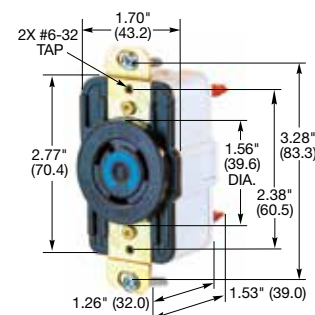
**HBL2623**



**HBL2613VY**



**HBL2610SW**



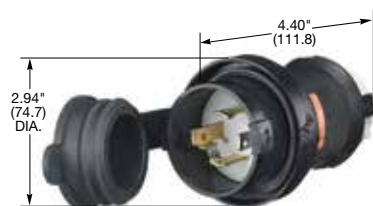
**HBL2610ST**



**HBL2620SR**

Dimensions in Inches (mm)

**30 Amp, 125/250 and 3Ø 250 Volts AC**  
**3 Pole, 3 Wire, Non-Grounding and 3 Pole, 4 Wire, Grounding**



**HBL2711SW**



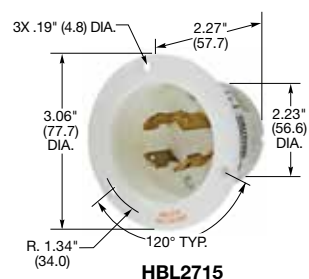
**HBL2711S**



**HBL2711**



**HBL2715SW**



**HBL2715**

## Plugs

### Watertight Safety-Shroud®

Description		Cord Dia.	Catalog Number	IP66 SUITABILITY	UL Type 4x, 12
Black Valox® housing, white Valox® clamps.		.350"-1.150" (9-29)	-	<b>HBL2711SW</b>	<b>HBL2721SW</b>

### Safety-Shroud®

Description		Cord Dia.	Catalog Number	IP20 SUITABILITY
Black and white nylon body, white Valox® shroud. Can be used with the Insulgrip Connector Bodies.		.350"-1.150" (9-29)	-	<b>HBL2711S</b> <b>HBL2721S</b>

Note: See page B-42 for accessories.

### Insulgrip®

Description		Cord Dia.	Catalog Number	IP20 SUITABILITY
Black and white nylon.		.350"-1.150" (9-29)	-	<b>HBL2711</b> <b>HBL2721</b>
Black and white nylon, (Not shown).		.300"-.950" (7.6-24.1)	<b>HBL2661</b>	-
Corrosion resistant, yellow nylon.		.350"-1.150" (9-29)	-	<b>HBL27CM11</b> <b>HBL27CM21</b>
All black nylon.		.350"-1.150" (9-29)	-	<b>HBL2711BK</b> -

Note: See page B-54 for accessories.

## Flanged Inlets

### Watertight Safety-Shroud®

Description		Catalog Number	IP66 SUITABILITY	UL Type 4x, 12
Gray Valox® housing and flange.		-	<b>HBL2715SW</b>	<b>HBL2725SW</b>
Reverse service, gray Valox® housing and flange (use with HBL2713SR), (Not shown).		-	<b>HBL2715SWR</b>	-


Note: See page B-56 for accessories.

### Insulgrip®

Description		Catalog Number	IP20 SUITABILITY
Nylon casing, back wired.		-	<b>HBL2715</b> <b>HBL2725</b>
Nylon casing, back wired, (Not shown).		<b>HBL2665</b>	-
Nylon casing, weather protective, die cast aluminum, back wired, self closing lift cover.		-	<b>HBL2715M3</b> -

Note: See page B-54 for accessories.

See pages B-71 and B-72 for technical information on Twist-Lock and Watertight Safety-Shroud devices.



**HBL2715M3**

**HBLMITL** - For use with Watertight Safety-Shroud receptacles and reverse service inlet, see page B-43.



Dimensions in Inches (mm)

Valox® is a trademark of SABIC Innovative Plastics, acquired from General Electric Company.

**30 Amp, 125/250 and 3Ø 250 Volts AC  
3 Pole, 3 Wire, Non-Grounding and  
3 Pole, 4 Wire, Grounding**



30A 125/250V AC  
NEMA L10-30R

30A 125/250V AC  
NEMA L14-30R  
2 (2) HP

30A 3Ø 250V AC  
NEMA L15-30R  
3 HP

## Connector Bodies

### Watertight Safety-Shroud®

IP66 SUITABILITY

UL Type 4x, 12

Description	Cord Dia.	Catalog Number		
Black Valox® housing, white Valox® clamps.	.350"-1.150" (9-29)	-	<b>HBL2713SW</b>	<b>HBL2723SW</b>
Reverse service, black Valox® housing, white Valox® clamps (use with HBL2715SWR), (Not shown).	.350"-1.150" (9-29)	-	<b>HBL2713SR</b>	-



**HBL2713SW**

### Insulgrip®

IP20 SUITABILITY

Description	Cord Dia.	Catalog Number		
Black and white nylon.	.350"-1.150" (9-29)	-	<b>HBL2713</b>	<b>HBL2723</b>
Black and white nylon, (Not shown).	.300"-1.150" (7.6-24.1)	<b>HBL2663</b>	-	-
Corrosion resistant, yellow nylon.	.350"-1.150" (9-29)	-	<b>HBL27CM13</b>	<b>HBL27CM23</b>
All black nylon.	.350"-1.150" (9-29)	-	<b>HBL2713BK</b>	-



**HBL2713**

Note: See page B-54 for accessories.

## Receptacles

### Watertight Safety-Shroud®

IP66 SUITABILITY

UL Type 4x, 12

Description	Catalog Number		
Gray Valox® housing and flange, back wired.	-	<b>HBL2710SW</b>	<b>HBL2720SW</b>

Note: See page B-56 for accessories.

### Safety-Shroud® Twist-Lock®

IP20 SUITABILITY

Description	Catalog Number		
Gray Valox® angle housing, one gang, back wired.	-	<b>HBL2710AR</b>	<b>HBL2720AR</b>
Gray Valox® surface mounting, one gang, back wired.	-	<b>HBL2710SR</b>	<b>HBL2720SR</b>
Gray Valox® semi-flush, two gang, back wired.	-	<b>HBL2710SR2</b>	<b>HBL2720SR2</b>



**HBL2710SW**

### Single Flush Receptacles

IP20 SUITABILITY

Description	Catalog Number		
Black nylon face, back and side wired.	-	<b>HBL2710</b>	<b>HBL2720</b>
Black nylon face, back and side wired, (Not shown).	<b>HBL2660</b>	-	-
Isolated ground, orange nylon face, back and side wired.	-	<b>IG2710</b>	<b>IG2720</b>
Ring terminal connection.	-	<b>HBL2710RT</b>	<b>HBL2720RT</b>

Note: See page B-54 for accessories.

### Insulgrip® Flanged Receptacles

Description	Catalog Number		
Nylon casing, back wired.	-	<b>HBL2716</b>	<b>HBL2726</b>

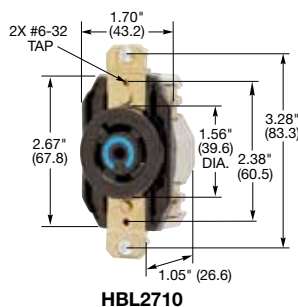
Note: See page B-54 for accessories.




**HBL2710AR**



**HBL2716**



**HBL2710**



**HBL2710SR2**



**HBL2710SR**

Valox® is a trademark of SABIC Innovative Plastics, acquired from General Electric Company.

Dimensions in Inches (mm)

**30 Amp, 3Ø 480 and 3Ø 600 Volts AC  
3 Pole, 4 Wire, Grounding**



**HBL2731SW**



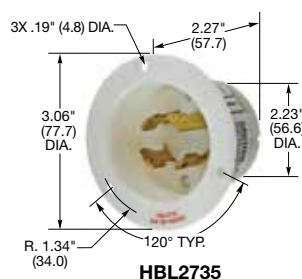
**HBL2731S**



**HBL2731**



**HBL2735SW**



**HBL2735**

Dimensions in Inches (mm)

## Plugs

### Watertight Safety-Shroud®

Description	Cord Dia.	Catalog Number
Black Valox® housing, white Valox® clamps.	.350"-1.150" (9-29)	<b>HBL2731SW</b> <b>HBL2741SW</b>

### Safety-Shroud®

Description	Cord Dia.	Catalog Number
Black and white nylon body, white Valox® shroud. Can be used with the Insulgrip Connector Bodies.	.350"-1.150" (9-29)	<b>HBL2731S</b> <b>HBL2741S</b>

Note: See page B-42 for accessories.

### Insulgrip®

Description	Cord Dia.	Catalog Number
Black and white nylon.	.350"-1.150" (9-29)	<b>HBL2731</b> <b>HBL2741</b>
Corrosion resistant, yellow nylon.	.350"-1.150" (9-29)	<b>HBL27CM31</b> <b>HBL27CM41</b>

Note: See page B-54 for accessories.

## Flanged Inlets

### Watertight Safety-Shroud®

Description	Catalog Number
Gray Valox® housing and flange.	<b>HBL2735SW</b> <b>HBL2745SW</b>

Note: See page B-56 for accessories.

### Insulgrip®

Description	Catalog Number
Nylon casing, back wired.	<b>HBL2735</b> <b>HBL2745</b>

Note: See page B-54 for accessories.

See pages B-71 and B-72 for technical information on Twist-Lock and Watertight Safety-Shroud devices.



30A 3Ø 480V AC  
NEMA L16-30P  
10 HP



30A 3Ø 600V AC  
NEMA L17-30P



**HBLMITL** - For use with Watertight Safety-Shroud receptacles, see page B-43.

Valox® is a trademark of SABIC Innovative Plastics, acquired from General Electric Company.



**30 Amp, 3Ø 480 and 3Ø 600 Volts AC  
3 Pole, 4 Wire, Grounding**



**30A 3Ø 480V AC  
NEMA L16-30R  
10 HP**

**30A 3Ø 600V AC  
NEMA L17-30R**

## Connector Bodies

### Watertight Safety-Shroud®

		IP66 SUITABILITY	UL Type 4x, 12
Description	Cord Dia.	Catalog Number	
Black Valox® housing, white Valox® clamps.	.350"-1.150" (9-29)	<b>HBL2733SW</b>	<b>HBL2743SW</b>



**HBL2733SW**

### Insulgrip®

		IP20 SUITABILITY	
Description	Cord Dia.	Catalog Number	
Black and white nylon.	.350"-1.150" (9-29)	<b>HBL2733</b>	<b>HBL2743</b>
Corrosion resistant, yellow nylon.	.350"-1.150" (9-29)	<b>HBL27CM33</b>	<b>HBL27CM43</b>



**HBL2733**

Note: See page B-54 for accessories.

## Receptacles

### Watertight Safety-Shroud®

		IP66 SUITABILITY	UL Type 4x, 12
Description		Catalog Number	
Gray Valox® housing and flange, back wired.		<b>HBL2730SW</b>	<b>HBL2740SW</b>

Note: See page B-56 for accessories.

### Safety-Shroud® Twist-Lock®

		IP20 SUITABILITY	
Description		Catalog Number	
Gray Valox® angle housing, one gang, back wired.		<b>HBL2730AR</b>	<b>HBL2740AR</b>
Gray Valox® surface mounting, one gang, back wired.		<b>HBL2730SR</b>	<b>HBL2740SR</b>
Gray Valox® semi-flush, two gang, back wired.		<b>HBL2730SR2</b>	<b>HBL2740SR2</b>



**HBL2730SW**

### Single Flush Receptacles

		IP20 SUITABILITY	
Description		Catalog Number	
Black nylon face, back and side wired.		<b>HBL2730</b>	<b>HBL2740</b>

Note: See page B-54 for accessories.

### Insulgrip® Flanged Receptacles

Description	Catalog Number
Nylon casing, back wired.	<b>HBL2736</b> <b>HBL2746</b>


Note: See page B-54 for accessories.




**HBL2730AR**




**HBL2736**



**HBL2730**



**HBL2730SR2**



**HBL2730SR**

Valox® is a trademark of SABIC Innovative Plastics, acquired from General Electric Company.


Dimensions in Inches (mm)



**30 Amp, 3ØY 120/208, 277/480 and 347/600 Volts AC**  
**4 Pole, 5 Wire, Grounding**



**HBL2811SW**



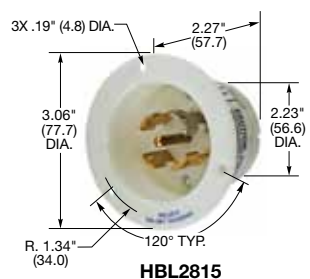
**HBL2811S**



**HBL2811**



**HBL2815SW**



**HBL2815**



**30A 3ØY**  
**120/208V AC**  
**NEMA L21-30P**  
**3 HP**



**30A 3ØY**  
**240/415V AC**  
**NEMA L26-30P**



**30A 3ØY**  
**277/480V AC**  
**NEMA L22-30P**  
**10 HP**



**30A 3ØY**  
**347/600V AC**  
**NEMA L23-30P**

## Plugs

### Watertight Safety-Shroud®

IP66 SUITABILITY

UL Type 4x, 12

Description	Cord Dia.	Catalog Number
Black Valox® housing, white Valox® clamps.	.350"-1.150" (9-29)	<b>HBL2811SW</b> <b>HBL2801</b> <b>HBL2821SW</b> <b>HBL2831SW</b>

### Safety-Shroud®

IP20 SUITABILITY

Description	Cord Dia.	Catalog Number
Black and white nylon body, white Valox® shroud. Can be used with the Insulgrip Connector Bodies.	.350"-1.150" (9-29)	<b>HBL2811S</b> - - -

Note: See page B-54 for accessories.

### Insulgrip®

IP20 SUITABILITY

Description	Cord Dia.	Catalog Number
Black and white nylon.	.350"-1.150" (9-29)	<b>HBL2811</b> - <b>HBL2821</b> <b>HBL2831</b>
Corrosion resistant, yellow nylon.	.350"-1.150" (9-29)	<b>HBL28CM11</b> - - -
Black and white for flat cable.	.350"-1.150" (9-29)	<b>HBL2811FC</b> - - -
All black nylon.	.350"-1.150" (9-29)	<b>HBL2811BK</b> - - -

Note: See page B-54 for accessories.

## Flanged Inlets

### Watertight Safety-Shroud®

IP66 SUITABILITY

UL Type 4x, 12

Description	Catalog Number
Gray Valox® housing and flange.	<b>HBL2815SW</b> <b>HBL2805</b> - -

Note: See page B-56 for accessories.

### Insulgrip®

IP20 SUITABILITY

Description	Catalog Number
Nylon casing, back wired.	<b>HBL2815</b> - <b>HBL2825</b> <b>HBL2835</b>

Note: See page B-54 for accessories.

See pages B-71 and B-72 for technical information on Twist-Lock and Watertight Safety-Shroud devices.

## Twist-Lock® 3-Phase Circuit Tester



Description	Rating	Catalog Number
3-Phase Circuit Tester	3Ø 120/208V AC Min. Voltage: 90V AC	<b>HBL3PT2811</b> - - -

Note: Testers in other NEMA configurations can be developed upon request.

See page B-55 for additional circuit testers.



**HBL3PT2811**

**HBLMITL** - For use with Watertight Safety-Shroud receptacles, see page B-43.



Dimensions in Inches (mm)

Valox® is a trademark of SABIC Innovative Plastics, acquired from General Electric Company.

## 30 Amp, 3ØY 120/208, 277/480 and 347/600 Volts AC 4 Pole, 5 Wire, Grounding



30A 3ØY  
120/208V AC  
NEMA L21-30R  
3 HP



30A 3ØY  
240/415V AC  
NEMA L26-30R



30A 3ØY  
277/480V AC  
NEMA L22-30R  
10 HP



30A 3ØY  
347/600V AC  
NEMA L23-30R

### Connector Bodies

#### Watertight Safety-Shroud®

IP66 SUITABILITY

UL Type 4x, 12

Description	Cord Dia.	Catalog Number			
Black Valox® housing, white Valox® clamps.	.350"-1.150" (9-29)	<b>HBL2813SW</b>	<b>HBL2803</b>	<b>HBL2823SW</b>	-

#### Insulgrip®

IP20 SUITABILITY

Description	Cord Dia.	Catalog Number			
Black and white nylon.	.350"-1.150" (9-29)	<b>HBL2813</b>	-	<b>HBL2823</b>	<b>HBL2833</b>
Corrosion resistant, yellow nylon.	.350"-1.150" (9-29)	<b>HBL28CM13</b>	-	-	-
Black and white for flat cable.	.350"-1.150" (9-29)	<b>HBL2813FC</b>	-	-	-
All black nylon.	.350"-1.150" (9-29)	<b>HBL2813BK</b>	-	-	-

Note: See page B-54 for accessories.



**HBL2813SW**



**HBL2813**

### Receptacles

#### Watertight Safety-Shroud®

IP66 SUITABILITY

UL Type 4x, 12

Description	Catalog Number			
Gray Valox® housing and flange, back wired.	<b>HBL2810SW</b>	-	<b>HBL2820SW</b>	<b>HBL2830SW</b>

Note: See page B-56 for accessories.

#### Safety-Shroud® Twist-Lock®

IP20 SUITABILITY

Description	Catalog Number			
Gray Valox® angle housing, one gang, back wired.	<b>HBL2810AR</b>	-	-	-
Gray Valox® surface mounting, one gang, back wired.	<b>HBL2810SR</b>	-	-	-
Gray Valox® semi-flush, two gang, back wired.	<b>HBL2810SR2</b>	-	-	-

#### Single Flush Receptacles

IP20 SUITABILITY

Description	Catalog Number			
Black nylon face, back and side wired.	<b>HBL2810</b>	<b>HBL2800</b>	<b>HBL2820</b>	<b>HBL2830</b>
Isolated ground, orange nylon face, back and side wired.	<b>IG2810</b>	-	-	-
Ring terminal connection.	<b>HBL2810RT</b>	-	-	-

Note: See page B-54 for accessories.



**HBL2810SW**



**HBL2810AR**



**HBL2810SR**

Valox® is a trademark of SABIC Innovative Plastics, acquired from General Electric Company.

Dimensions in Inches (mm)

**30 Amp, 3ØY 120/208, 277/480 and 347/600 Volts AC  
4 Pole, 4 Wire, Non-Grounding**

**IP20**  
SUITABILITY



**HBL2751**

## Plugs

Description	Cord Dia.	Catalog Number
Black and white nylon.	.350"-1.150" (9-29)	<b>HBL2751</b> <b>HBL2761</b> <b>HBL2771</b>

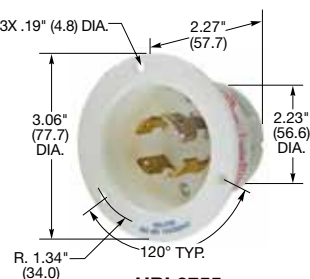
*Note: See page B-55 for accessories.*

## Flanged Inlets

Description	Catalog Number
Nylon casing, back wired.	<b>HBL2755</b> <b>HBL2765</b> <b>HBL2775</b>

*Note: See page B-54 for accessories.*

**IP20**  
SUITABILITY



**HBL2755**

## Connector Bodies

Description	Cord Dia.	Catalog Number
Black and white nylon.	.350"-1.150" (9-29)	<b>HBL2753</b> <b>HBL2763</b> <b>HBL2773</b>

*Note: See page B-54 for accessories.*

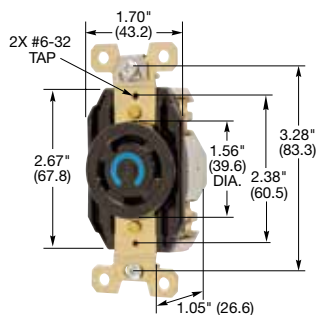


**HBL2753**

## Single Flush Receptacles

Description	Catalog Number
Black nylon face, back and side wired.	<b>HBL2750</b> <b>HBL2760</b> <b>HBL2770</b>

*Note: See page B-54 for accessories.*




**HBL2750**

## Flanged Receptacles

Description	Catalog Number
Nylon casing, back wired.	<b>HBL2756</b> <b>HBL2766</b> <b>HBL2776</b>

*Note: See page B-54 for accessories.*

*See page B-71 for technical information on Twist-Lock devices.*



**HBL2756**

*Dimensions in Inches (mm)*

## 30 Amp, 480 and 600 Volts AC 2 Pole, 3 Wire, Grounding

**IP20**  
SUITABILITY



### Plugs

Description	Cord Dia.	Catalog Number
Black and white nylon.	.325"-.930" (8.25-24)	<b>HBL2601</b> <b>HBL2641</b> <b>HBL2651</b>

Note: See page B-54 for accessories.



**HBL2651**

### Flanged Inlets

Description	Catalog Number
Nylon casing, back wired.	<b>HBL2605</b> <b>HBL2645</b> <b>HBL2655</b>

Note: See page B-54 for accessories.



**HBL2655**

**IP20**  
SUITABILITY



### Connector Bodies

Description	Cord Dia.	Catalog Number
Black and white nylon.	.325"-.930" (8.25-24)	<b>HBL2603</b> <b>HBL2643</b> <b>HBL2653</b>

Note: See page B-54 for accessories.



**HBL2653**

### Single Flush Receptacles

Description	Catalog Number
Black nylon face, back and side wired.	<b>HBL2600</b> <b>HBL2640</b> <b>HBL2650</b>

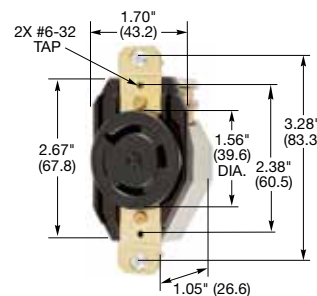
Note: See page B-54 for accessories.

### Flanged Receptacles

Description	Catalog Number
Nylon casing, back wired.	- <b>HBL2646</b> <b>HBL2656</b>

Note: See page B-54 for accessories.

See page B-71 for technical information on Twist-Lock devices.



**HBL2650**



**HBL2656**

Dimensions in Inches (mm)

# Twist-Lock® Devices

## Features and Benefits

### Switched Safety Enclosures

The Switched Twist-Lock® and Hubbellock® Enclosures integrate a receptacle and a switch to produce distinct advantages for the user. This enclosure replaces box, switch, cover and all in a compact design that meets Type 3R Rainproof or 12K Dust-tight requirements.

The receptacle is angled downward for a low profile, and it maintains a low profile while accommodating either a 20 or 30 Amp Twist-Lock receptacle or 30 Amp, 4 wire Hubbellock receptacle. The enclosure can be used in top, bottom or back feed applications. The handle is designed to be locked in the OFF position for lockout protection.

Hubbell has developed the Switched Safety Enclosure because users want to be able to disconnect higher voltage devices confidently. Hubbell responded with a line of Switched Safety Enclosures for Twist-Lock and Hubbellock receptacles.

The provision of the integral switch and the receptacle in a compact, non-metallic enclosure encourages the safe operating practice of disconnecting at the switch rather than the plug and receptacle.

For plants and factories in a wide variety of industries, as well as light industrial facilities, Hubbell's Switched Enclosures offer an upgrade that's convenient, compact and easy to install.



#### Housing Design

- Angled 20 or 30 amp Hubbell Twist-Lock receptacle provides low profile and helps control cable arc of bend
- Large receptacle gasketless door and hinge assembly
- Enclosure back is designed for top, bottom or back feed options



#### Internal Design

- Horsepower rated switch
- Heavy duty internal frame bonds conduit and all grounds and has a DIN rail to accommodate the switch



#### Safety

- Lockable handle provides lockout protection for greater safety and complies with OSHA lockout requirements



#### Wiring

- Premolded conduit entry hole is offset to prevent water condensation from falling directly on interior electrical components



#### Installation

- Moveable feet may be used in horizontal or vertical position or may be removed and premarked holes drilled for Type 1 or 3R installations



# Twist-Lock® Devices

## Switched Twist-Lock® and Hubbellock® Enclosures



UL Listed, CSA Certified  
Type 3R and 12K Enclosure Rating

**IP54**  
SUITABILITY

### Switched Enclosure Ready for Twist-Lock® Receptacle Addition

Ideal unit for stockroom. This single unit provides the complete enclosure ready to accept any Hubbell 20 or 30A Twist-Lock receptacle.

Description	Ratings	Catalog Number
Switched Twist-Lock enclosure accommodates any NEMA 2 pole, 3 wire to 4 pole, 5 wire grounding receptacle (sold separately).	Amperage, voltage, and horsepower ratings will be determined by the choice of the NEMA 20 or 30A Twist-Lock receptacle selected.	<b>SETL3</b>
Auxiliary contact.	"Break After Main Break", 1 set of n/o contacts, 1 set of n/c contacts.	<b>HBLAC1</b>
Auxiliary contact.	"Break Before Main Break", 1 set of n/o contacts.	<b>HBLAC2</b>

### Switched Enclosure Complete with Twist-Lock® Receptacle

Completely pre-wired with a Twist-Lock receptacle, these application oriented combinations are available to satisfy your needs.

Description	Amps	Voltage	NEMA Config.	Horsepower	Switched Enclosure	Use Twist-Lock Plug
Switched Twist-Lock enclosure with a pre-wired HBL2720 receptacle.	30	3Ø 240V AC	L15-30R	3	<b>SE2720A</b>	<b>HBL2721</b>
Switched Twist-Lock enclosure with a pre-wired HBL2730 receptacle.	30	3Ø 480V AC	L16-30R	10	<b>SE2730A</b>	<b>HBL2731</b>

### Switched Enclosure Ready for Hubbellock® Receptacle Addition

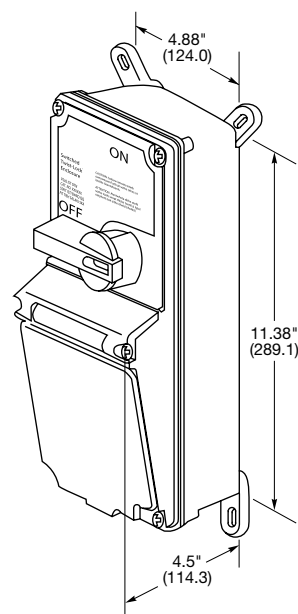
Ideal unit for stockroom. This single unit provides the complete enclosure ready to accept your 30A, 4 wire Hubbellock receptacle choice.

Description	Ratings	Catalog Number
Switched enclosure for use with 3 pole 4 wire 30A Hubbellock receptacle (sold separately).	Amperage, voltage, and horsepower ratings will be determined by the choice of the 4 wire Hubbellock receptacle selected.	<b>SEHBL3</b>
Auxiliary contact.	"Break After Main Break", 1 set of n/o contacts, 1 set of n/c contacts.	<b>HBLAC1</b>
Auxiliary contact.	"Break Before Main Break", 1 set of n/o contacts.	<b>HBLAC2</b>

### Replacement Mounting Feet

Description	Catalog Number
For 30A switches.	<b>HBLRFT1<sup>Δ</sup></b>

Note: <sup>Δ</sup> Package of 10 feet and 10 screws.  
See page B-74 for technical information on Switched Safety Enclosures.



**SETL3**



**SE2720A**



**HBLAC1**



**HBLAC2**



**HBLRFT1**

Dimensions in Inches (mm)

# Twist-Lock® Devices

## Features and Benefits

### Mechanical Interlock Switched Safety Enclosures

Hubbell offers the only mechanical interlock for Twist-Lock®. This new, unfused mechanical interlock for Watertight Safety-Shroud® Twist-Lock® integrates a watertight receptacle with a linked disconnect switch to provide a mechanically interlocked receptacle. This virtually eliminates the possibility of making or breaking the circuit while under load or making a casual or “lazy” connection.

The switch cannot be turned ON until the plug is properly inserted and locked, and the plug cannot be removed until the switch is turned OFF. All these protective features are included in a compact Type 4X hose-directed water and corrosion resistant enclosure that allows for top, bottom or back feed options.

The non-metallic enclosure is nonconductive, yet has an internal frame to assure ground continuity with metallic conduit.

In addition, this interlock works with all Safety-Shroud Twist-Lock Plugs. The new unfused mechanical interlock for Watertight Safety-Shroud Twist-Lock can be locked out as a method of compliance with OSHA lockout/tagout regulations.



#### Housing Design

- Angled 20 or 30 amp Hubbell Watertight Safety-Shroud Twist-Lock receptacle provides watertight, low profile and mechanical interlock capabilities (ordered separately)
- Enclosure back is designed for top, bottom or back feed options



#### Internal Design

- Horsepower rated switch
- Heavy duty internal frame bonds conduit and all grounds and has a DIN rail to accommodate the switch



#### Safety

- Lockable handle provides lockout protection for greater safety and complies with OSHA lockout requirements
- Heavy duty interlock linkage prevents make and break under load



#### Wiring

- Premolded conduit entry hole is offset to prevent water condensation from falling directly on interior electrical components, while speeding installation by making it easier to pull conductors



#### Installation

- Moveable feet may be used in horizontal or vertical position or may be removed and premarked holes drilled for Type 1 or 3R installations

# Twist-Lock® Devices

## Mechanical Interlock Switched Safety Enclosures



UL Listed, CSA Certified TYPE 4,  
4X and TYPE 12K Enclosure Rating

**IP66**  
SUITABILITY

### Mechanical Interlock Ready for Twist-Lock® Receptacle Addition

This unit is a complete enclosure ready to accept any 20 or 30A Watertight Safety-Shroud Twist-Lock Receptacle.

Description	Ratings	Catalog Number
Mechanical Interlock accommodates 20A or 30A Watertight Safety-Shroud Twist-Lock receptacles.	Amperage and voltage ratings will be determined by the choice of the Watertight Safety-Shroud Twist-Lock selected. Supplied with 3/4" NPT Hub.	<b>HBLMITL</b>

### Accepts the following Watertight Safety-Shroud® Twist-Lock® Receptacles: 20 Amp

Rating	Voltage AC	NEMA Config.	Max. HP Rating*	Receptacle Catalog Number	Use Watertight Safety-Shroud Twist-Lock Plug
2 Pole, 3 Wire	120	L5-20	1	<b>HBL2310SW</b>	<b>HBL2311SW</b>
	208-240	L6-20	2.5	<b>HBL2320SW</b>	<b>HBL2321SW</b>
	277	L7-20	3	<b>HBL2330SW</b>	<b>HBL2331SW</b>
3 Pole, 4 Wire	120/240	L14-20	2.5	<b>HBL2410SW</b>	<b>HBL2411SW</b>
	240 3Ø	L15-20	5 (3@208V)	<b>HBL2420SW</b>	<b>HBL2421SW</b>
	480 3Ø	L16-20	10	<b>HBL2430SW</b>	<b>HBL2431SW</b>
4 Pole, 5 Wire	120/208 3ØY	L21-20	3	<b>HBL2510SW</b>	<b>HBL2511SW</b>

### 30 Amp

2 Pole, 3 Wire	120	L5-30	1	<b>HBL2610SW</b>	<b>HBL2611SW</b>
	208-240	L6-30	3	<b>HBL2620SW</b>	<b>HBL2621SW</b>
3 Pole, 4 Wire	120/240	L14-30	3	<b>HBL2710SW</b>	<b>HBL2711SW</b>
	240 3Ø	L15-30	7.5	<b>HBL2720SW</b>	<b>HBL2721SW</b>
	480 3Ø	L16-30	15	<b>HBL2730SW</b>	<b>HBL2731SW</b>
	600 3Ø	L17-30	15	<b>HBL2740SW</b>	<b>HBL2741SW</b>
4 Pole, 5 Wire	120/208 3ØY	L21-30	7.5	<b>HBL2810SW</b>	<b>HBL2811SW</b>
	277/480	L22-30	7.5	<b>HBL2820SW</b>	<b>HBL2821SW</b>
	347/600	L23-30	7.5	<b>HBL2830SW</b>	<b>HBL2831SW</b>

### 30 Amp Reverse Service

2 Pole, 3 Wire	120	L5-30	1	<b>HBL2615SWR</b>	<b>HBL2613SR</b>
3 Pole, 4 Wire	120/240	L14-30	3	<b>HBL2715SWR</b>	<b>HBL2713SR</b>
3 Pole, 4 Wire	240 3Ø	L15-30	7.5	<b>HBL2725SWR</b>	<b>HBL2723SR</b>

### Auxiliary Contacts

Description	Ratings	Catalog Number
Auxiliary contact.	"Break After Main Break", 1 set of n/o contacts, 1 set of n/c contacts.	<b>HBLAC1</b>
Auxiliary contact.	"Break Before Main Break", 1 set of n/o contacts.	<b>HBLAC2</b>

### Replacement Parts

Description	Catalog Number
Ground block.	<b>HBL30RGB</b>
Neutral block.	<b>HBL30RNB</b>
Replacement switch.	<b>HBLDS3RS</b>

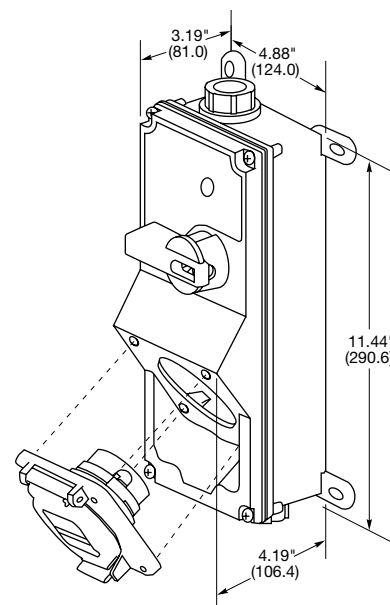
### Replacement Mounting Feet

Description	Catalog Number
For 30A switches.	<b>HBLRFT1<sup>Δ</sup></b>

Note: \*HP ratings for the final unit are determined by the HP rating of the switch, limited by the full load current capability of the receptacle at 80% of rated current, number of phases and line voltage. HP ratings listed above are AC only.

<sup>Δ</sup>Package of 10 feet and 10 screws.

See page B-75 for technical information on Mechanical Interlock Enclosures.



**HBLMITL**



**HBL2620SW**



**HBL2713SR**



**HBLAC1**



**HBLAC2**



**HBL30RGB**



**HBL30RNB**



**HBLRFT1**

Dimensions in Inches (mm)

# Twist-Lock® Devices

## ADD-A-SHROUD® and Adapters

### Safety-Shroud® Twist-Lock® – 20 and 30 Amp

The Add-A-Shroud® devices allow conversion of existing 20A and 30A 3 to 5 wire Hubbell Insulgrip® Twist-Lock devices to a Safety-Shroud Twist-Lock plug. These devices provide a convenient and cost-effective way to convert existing Hubbell Insulgrip Twist-Lock plugs to Safety-Shroud Twist-Lock plugs. The Safety-Shroud Twist-Lock plug permits engagement with the Hubbell Mechanical Interlock Enclosure which virtually prevents make and break under load.

### Add-A-Shroud® Catalog Number HBLSS3

For conversion of all 3 wire Hubbell Insulgrip Twist-Lock Devices.

Rating	Voltage AC	NEMA Config. Reference Number	Plug Catalog Number	Add-A-Shroud Catalog Number
20A, 2 Pole 3 Wire Grounding	125V	L5-20	<b>HBL2311</b>	<b>HBLSS3</b>
	250V	L6-20	<b>HBL2321</b>	<b>HBLSS3</b>
	277V AC	L7-20	<b>HBL2331</b>	<b>HBLSS3</b>
	480V AC	L8-20	<b>HBL2341</b>	<b>HBLSS3</b>
	600V AC	L9-20	<b>HBL2351</b>	<b>HBLSS3</b>
30A, 2 Pole 3 Wire Grounding	125V	L5-30	<b>HBL2611</b>	<b>HBLSS3</b>
	250V	L6-30	<b>HBL2621</b>	<b>HBLSS3</b>
	277V AC	L7-30	<b>HBL2631</b>	<b>HBLSS3</b>
	480V AC	L8-30	<b>HBL2641</b>	<b>HBLSS3</b>
	600V AC	L9-30	<b>HBL2651</b>	<b>HBLSS3</b>

### Add-A-Shroud® Catalog Number HBLSS45

For conversion of all 4 and 5 wire Hubbell Insulgrip Twist-Lock Devices.

Rating	Voltage AC	NEMA Config. Reference Number	Plug Catalog Number	Add-A-Shroud Catalog Number
20A, 3 Pole 4 Wire Grounding	125/250V AC	L14-20	<b>HBL2411</b>	<b>HBLSS45</b>
	3Ø 250V AC	L15-20	<b>HBL2421</b>	<b>HBLSS45</b>
	3Ø 480V AC	L16-20	<b>HBL2431</b>	<b>HBLSS45</b>
30A, 3 Pole 4 Wire Grounding	125/250V AC	L14-30	<b>HBL2711</b>	<b>HBLSS45</b>
	3Ø 250V AC	L15-30	<b>HBL2721</b>	<b>HBLSS45</b>
	3Ø 480V AC	L16-30	<b>HBL2731</b>	<b>HBLSS45</b>
	3Ø 600V AC	L17-30	<b>HBL2741</b>	<b>HBLSS45</b>
20A, 4 Pole 5 Wire Grounding	3ØY 120/208V AC	L21-20	<b>HBL2511</b>	<b>HBLSS45</b>
	3ØY 277/480V AC	L22-20	<b>HBL2521</b>	<b>HBLSS45</b>
	3ØY 347/600V AC	L23-20	<b>HBL2531</b>	<b>HBLSS45</b>
30A, 4 Pole 5 Wire Grounding	3ØY 120/208V AC	L21-30	<b>HBL2811</b>	<b>HBLSS45</b>
	3ØY 277/480V AC	L22-30	<b>HBL2821</b>	<b>HBLSS45</b>
	3ØY 347/600V AC	L23-30	<b>HBL2831</b>	<b>HBLSS45</b>

### Watertight Safety Shroud - Deluxe Cord Grip and Metallic Liquidtight Conduit Fitting Adapters

#### Adapter for Use with ¾" NPT Fittings

Description	Cord Dia.	Catalog Number
3 Wire, Anodized Aluminum	.250" - .750"	<b>WTSS234</b>
3 Wire, Stainless Steel	.250" - .750"	<b>WTSS234SS</b>
4 and 5 Wire, Anodized Aluminum	.250" - .750"	<b>WTSS334</b>
4 and 5 Wire, Stainless Steel	.250" - .750"	<b>WTSS334SS</b>

#### Adapter for Use with 1" NPT Fittings

Description	Cord Dia.	Catalog Number
4 and 5 Wire, Anodized Aluminum	.375" - 1.00"	<b>WTSS310</b>
4 and 5 Wire, Stainless Steel	.375" - 1.00"	<b>WTSS310SS</b>

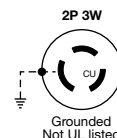


# Twist-Lock® Devices

## Non-NEMA 10 Amp, 250 Volts, 15 Amp 125 Volts 3 Pole, 3 Wire, Non-Grounding and 2 Pole, 3 Wire, Grounding

For Replacement Use Only

**IP20**  
SUITABILITY



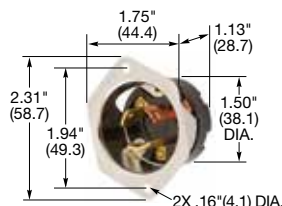
### Plugs

Description	Cord Dia.	Catalog Number	
Black and white nylon. Multiple drive screws.	230"-.720" (5.8-18.3)	<b>HBL7567C</b>	-
Yellow and white nylon. Multiple drive screws.	230"-.720" (5.8-18.3)	<b>HBL7567CY</b>	-

Note: See page B-53 for accessories.



**HBL7567C**



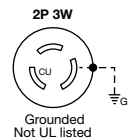
**HBL7556**

### Flanged Inlets

Description	Catalog Number	
Stainless steel casing.	<b>HBL7556</b>	<b>HBL7556G</b>

For Replacement Use Only

**IP20**  
SUITABILITY




### Connector Bodies

Description	Cord Dia.	Catalog Number	
Insulgrip connector, black and white nylon. Multiple drive screws.	230"-.720" (5.8-18.3)	<b>HBL7565C</b>	-
Insulgrip connector, yellow and white nylon. Multiple drive screws.	230"-.720" (5.8-18.3)	<b>HBL7565CY</b>	-
Black phenolic.	.296"-.625" (7.5-15.9)	<b>HBL7555</b>	<b>HBL7555G</b>

Note: See page B-53 for accessories.



**HBL7565C**



**HBL7580**

### Receptacles

Description	Catalog Number	
Duplex, black RTP*, back and side wired.	<b>HBL7580</b>	<b>HBL7580G</b>
Single, black phenolic, back and side wired.	<b>HBL7582</b>	<b>HBL7582G</b>


Note: See page B-52 for accessories.

### Flanged Receptacles

Description	Catalog Number	
Stainless steel casing.	<b>HBL7557</b>	<b>HBL7557G</b>

Note: \*RTP is an abbreviation for reinforced thermoplastic.

The devices shown on this page are not listed by Underwriters Laboratories Inc. and are for replacement use only in existing installations.



**HBL7557**

**CAUTION: To avoid electrical shock, review premises carefully and do not use if slot or blade configuration (design) is already in a circuit having a rating differing from the rating of this device.**

Dimensions in Inches (mm)



# Twist-Lock® Devices

**Non-NEMA 20 Amp, 250, 125/250 Volts and 3ØY 120/208 Volts AC**  
**2 Pole, 3 Wire, Grounding and**  
**3 Pole, 3 Wire, Non-Grounding**




**HBL9965C**



**HBL3325C**



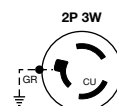
**HBL7411C**



**HBL7408C**

For Replacement Use Only

**IP20**  
SUITABILITY



**20A 250V**  
Non-NEMA  
Not UL Listed



**20A 125/250V**  
Non-NEMA  
Not UL Listed

## Plugs

Description	Cord Dia.	Catalog Number	
Black and white nylon.	.360"-.930" (9-24)	<b>HBL9965GCB</b>	<b>HBL9965C</b>
Corrosion resistant, yellow nylon.	.360"-.930" (9-24)	—	<b>HBL99CM65C</b>

Note: See page B-54 for accessories.

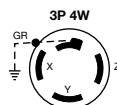
## Flanged Inlets

Description	Catalog Number
Nylon casing, back wired.	— <b>HBL3325C</b>

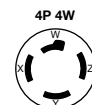
Note: See page B-54 for accessories.

For Replacement Use Only

**IP20**  
SUITABILITY



**20A 3Ø 250V AC**  
Non-NEMA  
Not UL Listed



**20A 3Ø Y**  
**120/208V AC**  
Non-NEMA  
Not UL Listed

## Plugs

Description	Cord Dia.	Catalog Number	
Black and white nylon.	.350"-1.150" (9-29)	<b>HBL7411GCB</b>	<b>HBL7411C</b>

Note: See page B-54 for accessories.

## Flanged Inlets

Description	Catalog Number
Nylon casing, back wired.	— <b>HBL7408C</b>

Note: See page B-54 for accessories.

The devices shown on this page are not listed by Underwriters Laboratories Inc.  
and are for replacement use only in existing installations.

Dimensions in Inches (mm)

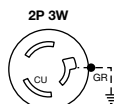
**CAUTION: To avoid electrical shock, review premises carefully and do not use if slot or blade configuration (design) is already in a circuit having a rating differing from the rating of this device.**

# Twist-Lock® Devices

## Non-NEMA 20 Amp, 250, 125/250 Volts and 3ØY 120/208 Volts AC 2 Pole, 3 Wire, Grounding and 3 Pole, 3 Wire, Non-Grounding

For Replacement Use Only

**IP20**  
SUITABILITY



### Connector Bodies

Description	Cord Dia.	Catalog Number	
Black and white nylon.	.360"-.930" (9-24)	<b>HBL7314GCB</b>	<b>HBL7314C</b>
Corrosion resistant, yellow nylon.	.360"-.930" (9-24)	-	<b>HBL73CM14C</b>

Note: See page B-54 for accessories.

### Single Flush Receptacles

Description	Catalog Number	
Black nylon face, back wired.	<b>HBL7310BG</b>	<b>HBL7310B</b>

Note: See page B-54 for accessories.

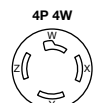
### Flanged Receptacles

Description	Catalog Number
Nylon casing, back wired.	<b>HBL3326C</b>

Note: See page B-54 for accessories.

For Replacement Use Only

**IP20**  
SUITABILITY



### Connector Bodies

Description	Cord Dia.	Catalog Number	
Black and white nylon.	.350"-1.150" (9-29)	<b>HBL7413GCB</b>	<b>HBL7413C</b>

Note: See page B-54 for accessories.

### Single Flush Receptacles

Description	Catalog Number	
Black thermoset, back wired.	<b>HBL7410BG</b>	<b>HBL7410B</b>
Mounted on a 4" (101.6) round metal cover.	-	<b>HBL7417B</b>

Note: See page B-54 for accessories.

### Flanged Receptacles

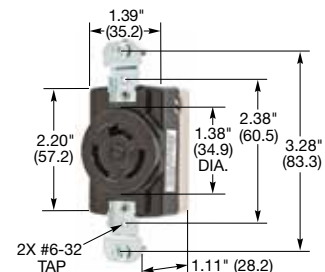
Description	Catalog Number
Nylon casing, back wired.	<b>HBL7409C</b>

Note: See page B-54 for accessories.

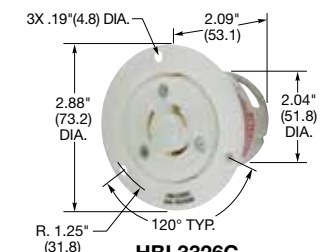
The devices shown on this page are not listed by Underwriters Laboratories Inc.  
and are for replacement use only in existing installations.



**HBL7314C**



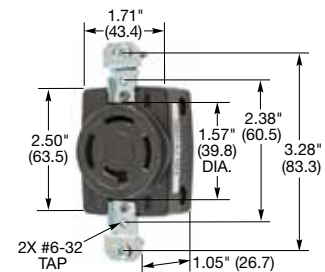
**HBL7310B**



**HBL3326C**



**HBL7413GCB**



**HBL7410BG**



**HBL7409C**

Dimensions in Inches (mm)

**CAUTION:** To avoid electrical shock, review premises carefully and do not use if slot or blade configuration (design) is already in a circuit having a rating differing from the rating of this device.

## Non-NEMA 20 Amp, 250 Volts, 10 Amp, 600 Volts AC 4 Pole, 5 Wire, Grounding



**HBL3521C**

For Replacement Use Only

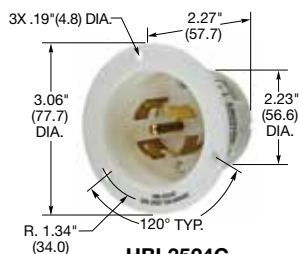
**IP20**  
SUITABILITY



### Plugs

Description	Cord Dia.	Catalog Number
Black and white nylon.	.350"-1.150" (9-29)	<b>HBL3521C</b>

Note: See page B-54 for accessories.



**HBL3524C**

### Flanged Inlets

Description	Catalog Number
Insulgrip nylon casing, back wired.	<b>HBL3524C</b>

Note: See page B-54 for accessories.



**HBL3523C**

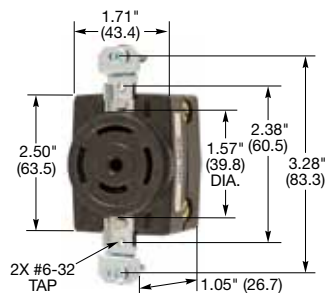
**IP20**  
SUITABILITY



### Connector Bodies

Description	Cord Dia.	Catalog Number
Black and white nylon.	.350"-1.150" (9-29)	<b>HBL3523C</b>

Note: See page B-54 for accessories.



**HBL3520**

### Single Flush Receptacles

Description	Catalog Number
Black thermoset, back wired.	<b>HBL3520</b>

Note: See page B-54 for accessories.



**HBL3525C**

### Flanged Receptacles

Description	Catalog Number
Insulgrip nylon casing, back wired.	<b>HBL3525C</b>

Note: See page B-54 for accessories.

Dimensions in Inches (mm)

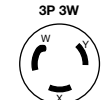
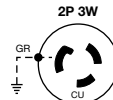
**CAUTION:** To avoid electrical shock, review premises carefully and do not use if slot or blade configuration (design) is already in a circuit having a rating differing from the rating of this device.

# Twist-Lock® Devices

## Non-NEMA 30 Amp, 250, 125/250 Volts and 3ØY 120/208 Volts AC 2 Pole, 3 Wire, Grounding and 3 Pole, 3 Wire, Non-Grounding

For Replacement Use Only

**IP20**  
SUITABILITY



### Insulgrip® Plugs

Description	Cord Dia.	Catalog Number	
Black and white nylon.	.360"-.930" (9-24)	<b>HBL3331GC</b>	<b>HBL3331C</b>

Note: See page B-54 for accessories.

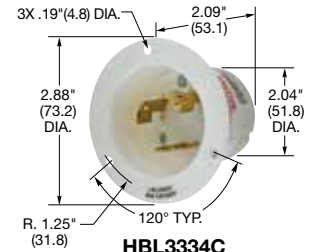


**HBL3331GC**

### Insulgrip® Flanged Inlets

Description	Catalog Number
Nylon casing, back wired.	<b>HBL3334C</b>

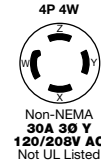
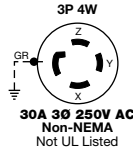
Note: See page B-54 for accessories.



**HBL3334C**

For Replacement Use Only

**IP20**  
SUITABILITY



### Insulgrip® Plugs

Description	Cord Dia.	Catalog Number	
Black and white nylon.	.350"-1.150" (9-29)	<b>HBL3431GCB</b>	<b>HBL3431C</b>

Note: See page B-54 for accessories.

The devices shown on this page are not listed by Underwriters Laboratories Inc. and are for replacement use only in existing installations.



**HBL3431C**

**CAUTION:** To avoid electrical shock, review premises carefully and do not use if slot or blade configuration (design) is already in a circuit having a rating differing from the rating of this device.

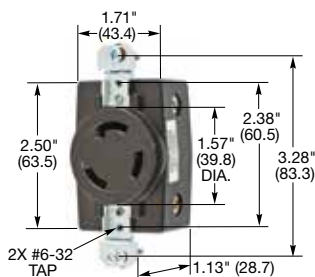
Dimensions in Inches (mm)

# Twist-Lock® Devices

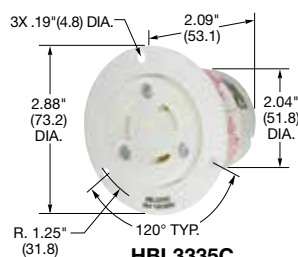
**Non-NEMA 30 Amp, 250, 125/250 Volts and 3ØY 120/208 Volts AC**  
**2 Pole, 3 Wire, Grounding and**  
**3 Pole, 3 Wire, Non-Grounding**



**HBL3333GC**



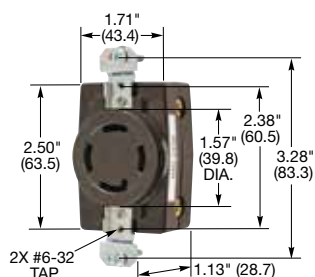
**HBL3330G**



**HBL3335C**



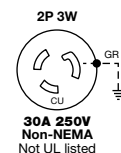
**HBL3433C**



**HBL3430**

For Replacement Use Only

**IP20**  
SUITABILITY



## Insulgrip® Connector Bodies

Description	Cord Dia.	Catalog Number
Black and white nylon.	.360"- .930" (9-24)	<b>HBL3333GC</b> <b>HBL3333C</b>

Note: See page B-54 for accessories.

## Single Flush Receptacles

Description	Catalog Number
Black thermoset, back wired.	<b>HBL3330G</b> <b>HBL3330</b>

Note: See page B-54 for accessories.

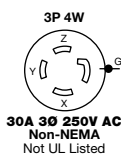
## Insulgrip® Flanged Receptacles

Description	Catalog Number
Nylon casing, back wired.	<b>HBL3335C</b>

Note: See page B-54 for accessories.

For Replacement Use Only

**IP20**  
SUITABILITY



## Insulgrip® Connector Bodies

Description	Cord Dia.	Catalog Number
Black and white nylon.	.350"-1.150" (9-29)	<b>HBL3433GCB</b> <b>HBL3433C</b>

Note: See page B-54 for accessories.

## Single Flush Receptacles

Description	Catalog Number
Black thermoset, back wired.	<b>HBL3430G</b> <b>HBL3430</b>

Note: See page B-54 for accessories.

## Insulgrip® Flanged Receptacles

Description	Catalog Number
Nylon casing, back wired.	<b>HBL3435CM2</b> <b>-</b>

Note: See page B-54 for accessories.

The devices shown on this page are not listed by Underwriters Laboratories Inc. and are for replacement use only in existing installations.

Dimensions in Inches (mm)

**CAUTION: To avoid electrical shock, review premises carefully and do not use if slot or blade configuration (design) is already in a circuit having a rating differing from the rating of this device.**



**Non-NEMA 30 Amp, 250 Volts DC Max. and 600 Volts AC Max. 50 - 400Hz**  
**Non-NEMA 20 Amp, 3ØY 120/208 Volts AC 400Hz**

## Variload® Twist-Lock® Devices

In many large plants and laboratories the number of circuits of different ratings and frequency is greater than the number of blade configurations available in conventional wiring devices.

Prior to NEMA configuration standardization the solution was "Variload® Twist-Lock®" devices with four non-interchangeable center pin and slot configurations that can be assigned within the same premises to circuits of same voltage, frequency and supply (AC or DC), in accordance with NEC® 406.4(F) and 406.8 and with CE Code, Part I, Rule 26-700(3).

### 30A, 250V DC Max. and 600V AC Max. 50 - 400Hz

Center Pin Configuration	Plugs	Flanged Inlets	Connector Bodies	Receptacles
	<b>HBL45115</b>	—	<b>HBL45135</b>	<b>HBL45105</b>
	<b>HBL45215</b>	—	<b>HBL45235</b>	<b>HBL45205</b>
	<b>HBL45315</b>	—	<b>HBL45335</b>	<b>HBL45305</b>

### 20A 3ØY, 120/208V AC Only, 400Hz

Center Pin Configuration	Plugs	Flanged Inlets	Connector Bodies	Receptacles
	<b>HBL45915†</b>	<b>HBL45985CL†</b>	<b>HBL45935†</b>	<b>HBL45905†</b>

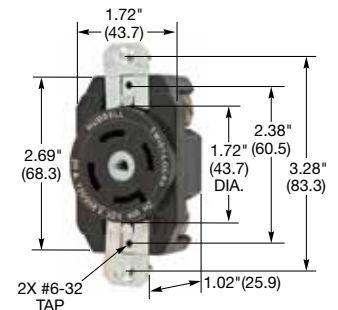
Note: †UL Listed only.



**HBL45315**



**HBL45335**



**HBL45305**

## Receptacle Wallplates

Description	Single Receptacle with Face Dia. 1.74" (44.2) Catalog Number
Stainless steel 302/304, .035 in. (0.9), horizontal brushed finish.	<b>SS725</b>



**SS725**

**IP55\***  
SUITABILITY

## Weatherproof Boots

Description	Catalog Number
Seal-Tite® black elastomer for Variload® plugs.	<b>HBL6027**</b>
Seal-Tite® black elastomer for Variload® connector bodies.	<b>HBL6028**</b>

Note: \*When installed and used properly with plug and connector body combinations.

\*\* Weatherproof boots not UL Listed, nor CSA Certified.



**HBL6027**



**HBL6028**

**CAUTION: To avoid electrical shock, review premises carefully and do not use if slot or blade configuration (design) is already in a circuit having a rating differing from the rating of this device.**

Dimensions in Inches (mm)

## Accessories for 15 Amp 2 and 3 Wire Devices



SS8

SS7



HBL5206WO



HBL5221



HBL7423WO



WP1

### Wallplates, 1-Gang

Description	Color	Duplex Receptacles	Single Receptacles with Face Dia. 1.40" (35.6)
Nylon, smooth.	Brown Ivory	<b>NP8</b> <b>NP8I</b>	<b>NP7</b> <b>NP7I</b>
Stainless steel 302/304, .035 in. (0.9), horizontal brushed finish.		<b>SS8</b>	<b>SS7</b>
Stainless steel 430, .035 in. (0.9), horizontal brushed finish.		<b>SS8L</b>	<b>SS7L</b>
Brass .04 in. (1.0), horizontal brushed finish.		<b>SB8</b>	<b>SB7</b>
Aluminum .05 in. (1.3), horizontal brushed finish.		<b>SA8</b>	<b>SA7</b>

### IP44

SUITABILITY

### Weatherproof Covers

Description	Duplex Receptacles	Single Receptacles with Face Dia. 1.40" (35.6)
Cast aluminum, for standard horizontal box mount.	<b>HBL5205WO</b>	–
Same as above except FS/FD box mount.	<b>HBL5206WO</b>	–
Cast aluminum vertical FS/FD box mount.	–	<b>HBL7420</b>
Gray thermoplastic, vertical standard box mount, corrosion resistant.	<b>HBL5222</b>	–
Same as above except yellow.	<b>HBL52CM22</b>	–
Gray thermoplastic, vertical FS/FD box mount, corrosion resistant.	<b>HBL5221</b>	<b>HBL7423WO</b>
Yellow thermoplastic, vertical FS/FD box mount, corrosion resistant.	<b>HBL52CM21</b>	<b>HBL74CM23WO</b>
White thermoplastic, vertical FS/FD box mount, corrosion resistant.	<b>HBL52CM21W</b>	–

### IP44

SUITABILITY

### Weatherproof Covers for 15A Nylon Flanged Receptacles and Inlets

Description	Duplex Receptacles	Single Receptacles with Face Dia. 1.40" (35.6)
Gray thermoplastic, corrosion resistant.	–	<b>WP1</b>

*Note: All weatherproof covers listed above are UL Listed for wet and damp locations with cover closed. Those with suffix WO are UL Listed with cover open. See page O-23 for additional information on weatherproof covers.*

# Twist-Lock® Devices

## Accessories for 15 Amp 2 and 3 Wire Devices

- Tinted lid is aesthetically pleasing in any location. High-impact, polycarbonate while-in-use cover will not rust or corrode; cover is NEMA 3R rated

- Compact 2-gang design



**HBLPKL520**

- Locking receptacle prevents unintentional disconnection of mating pump plug

### Pool Kit Contains:

- Heavy duty, industrial grade locking receptacle NEMA L5-20, 20A 125V
- Single-pole switch (20A, 120-277V AC)
- Two gang, 2 inch deep die-cast aluminum weatherproof box with (4) 3/4 inch threaded outlets
- Two gang, weatherproof while-in-use cover
- Includes mounting hardware, gasket, wire connector and (3) closure plugs
- Complete assembly instructions

## Pool Pump Kit

Description	Catalog Number
Pool pump receptacle kit.	<b>HBLPKL520</b>



## Weatherproof, Seal-Tite®, Triple Seal Boots for 15A Insulgrip® Devices

**IP55\***  
SUITABILITY

Description	Catalog Number
Black elastomer boot for plugs when used in a cord set and connector bodies when used with a flange inlet.	<b>HBL6023</b>
Same as above except yellow elastomer.	<b>HBL60CM23</b>
Black elastomer boot for connector bodies when used in cord sets.	<b>HBL6024</b>
Same as above except yellow elastomer.	<b>HBL60CM24</b>

Note: \*When installed and used properly with plug and connector body combinations.



**HBL6023**



**HBL6024**



**HBL7529A**

## Closure Cover

Description	Catalog Number
For use with 3 wire 15A Twist-Lock flush or flanged receptacles.	<b>HBL7529A</b>

## PLUGOUT® Lockout Devices

Description	Catalog Number
Lockout device for 15A and 20A straight blade plugs.	<b>HLDMP</b>
Lockout device for attachable 20 and 30A plugs, straight body or angle types, with or without weatherproof covers.	<b>HLD</b>

Note: See section BB for additional information on PLUGOUT Lockout devices.



**HLDMP**

Dimensions in Inches (mm)

## Accessories for 20 and 30 Amp 3, 4 and 5 Wire Devices



NP720BK



SS720



HBL7425WOA



HBL2899

### Wallplates, 1-Gang

Description	Color	Single Receptacles with Face Dia. 1.60" (40.6)
Nylon, smooth.	Black	<b>NP720BK</b>
Stainless steel 302/304, .035 in. (0.9), horizontal brushed finish.		<b>SS720</b>
Brass .04 in. (1.0), horizontal brushed finish.		<b>SB720</b>

**IP44**  
SUITABILITY

### Weatherproof Covers

Description	Single Receptacles with Face Dia. 1.60" (40.6)
Cast aluminum, for FS/FD box mounting.	<b>HBL7420</b>
Gray thermoplastic, for FS/FD box mounting, corrosion resistant.	<b>HBL7425WOA</b>
Same as above except yellow.	<b>HBL74CM25WOA</b>

### Weatherproof Covers for Flanged Inlets and Flanged Receptacles

**IP44**  
SUITABILITY

Description	Single Receptacles with Face Dia. 1.60" (40.6)
Gray thermoplastic, corrosion resistant.	<b>WP2</b>

*Note: Weatherproof covers are UL Listed for wet and damp location with cover closed.  
Those with suffix WOA are UL Listed with cover open.  
See page O-23 for additional information on weatherproof covers.*

### Closure Cover for 3 Wire Flanged Inlets

Description	Catalog Number
Rubber closure plug.	<b>HBL2899</b>

*Note: Closure cover not UL Listed, CSA Certified.*



### Twist-Lock® Circuit Testers

Description	Rating	20 Amp		30 Amp	
		Configuration	Catalog Number	Configuration	Catalog Number
3-Phase Circuit Tester	<b>3Ø 120/208V AC Min. Volt.: 90V AC</b>	NEMA L21-20P 	<b>HBL3PT2511</b>	NEMA L21-30P 	<b>HBL3PT2811</b>
Circuit Tester	<b>125V</b>	NEMA L5-20P 	<b>HBLT2311</b>	NEMA L5-30P 	<b>HBLT2611</b> <b>HBLT26CM11</b> (Marine)
	<b>250V</b>	NEMA L6-20P 	<b>HBLT2321</b>	NEMA L6-30P 	<b>HBLT2621</b>
	<b>277V</b>	NEMA L7-20P 	<b>HBLT2331</b>		
	<b>125/250V</b>	NEMA L14-20P 	<b>HBLT2411</b>	NEMA L14-30P 	<b>HBLT2711</b>
	<b>347V</b>	NEMA L24-20P 	<b>HBLT3721</b>		



HBL3PT2511



HBLT26CM11

Dimensions in Inches (mm)

*Note: Testers in other NEMA configurations can be developed upon request.*

# Twist-Lock® Devices

## Accessories for 20 and 30 Amp 3, 4 and 5 Wire Devices

### Insulgrip® Plug and Connector Body Latching Kit

The Hubbell latching kit provides both improved safety and security through a double locking feature that makes unintentional disconnection virtually impossible – even under high vibration situations. The plug and connector body lock once when first connected, then again when you push the special position locking slide into place.

### Insulgrip® Latching Kit

Description	For 3 Wire Devices	For 4 & 5 Wire Devices
For all 20A and 30A Twist-Lock Insulgrip plugs and connectors.	<b>SK2</b>	<b>SK3</b>



**SK2**

### Valise®

**IP55\***  
SUITABILITY

### Weatherproof, Seal-Tite®, Triple Seal Boots

Description	For 3 Wire Devices	For 4 & 5 Wire Devices
Yellow Seal-Tite® elastomer triple seal cover for use with Valise plugs when used in cord set and Valise connector bodies when used with flanged inlet.	<b>HBL60CM31V</b>	–
Yellow Seal-Tite® elastomer triple seal cover for use with Valise connector bodies.	<b>HBL60CM32V</b>	–

Note: \*When installed and used properly with plug and connector body combinations.



**HBL60CM31V**



**HBL6032**

### Insulgrip®

**IP55\***  
SUITABILITY

### Weatherproof, Seal-Tite®, Triple Seal Boots

Description	For 3 Wire Devices	For 4 & 5 Wire Devices
Black elastomer boot for plugs when used in a cord set and connector bodies when used in flanged inlets.	<b>HBL6031</b>	<b>HBL6035</b>
Same as above except yellow.	<b>HBL60CM31</b>	<b>HBL60CM35</b>
Black elastomer boot for connector bodies when used in a cord set.	<b>HBL6032</b>	<b>HBL6036</b>
Same as above except yellow.	<b>HBL60CM32</b>	<b>HBL60CM36</b>

### Angle Adapter

Description	For 3 Wire Devices	For 4 & 5 Wire Devices
Nylon, angle adapter for Insulgrip plugs and connector bodies, cord grip range .325"-.930" (8.3-24).	<b>HBL3WAA</b>	<b>HBL45WAA</b>

### PLUGOUT® Lockout Devices

Description	For 3 Wire Devices	For 4 & 5 Wire Devices
Lockout device for attachable 20 and 30A locking plugs, straight body or angle types, with or without weatherproof covers.	<b>HLD</b>	<b>HLD</b>
Lockout device for 20 and 30A 3 wire angle plugs and watertight Safety-Shroud® Twist-Lock® plugs.	<b>HLD2</b>	<b>HLD2</b>

Note: See section BB for additional information on PLUGOUT Lockout devices.


\*When installed and used properly with plug and connector body combinations.

For quick visual identification of circuits or configurations.

### Colored Cord Clamps\*

Description	Color	For 3 Wire Devices	For 4 & 5 Wire Devices
For use with 20A and 30A Insulgrip® Twist-Lock® Plugs and Connectors. Cord diameter: 3 wire .350"-.930" (9-24), 4 & 5 wire .350" – 1.150" (9-29)	Black	<b>HBLTL2CCBK</b>	<b>HBLTL3CCBK</b>
	Blue	<b>HBLTL2CCBL</b>	<b>HBLTL3CCBL</b>
	Brown	<b>HBLTL2CCBR</b>	<b>HBLTL3CCBR</b>
	Dark Blue	<b>HBLTL2CCDB</b>	<b>HBLTL3CCDB</b>
	Green	<b>HBLTL2CCGR</b>	<b>HBLTL3CCGR</b>
	Orange	<b>HBLTL2CCOR</b>	<b>HBLTL3CCOR</b>
	Red	<b>HBLTL2CCRD</b>	<b>HBLTL3CCRD</b>
	Teal	<b>HBLTL2CCTL</b>	<b>HBLTL3CCTL</b>
	White	<b>HBLTL2CCWH</b>	<b>HBLTL3CCWH</b>
	Yellow	<b>HBLTL2CCYL</b>	<b>HBLTL3CCYL</b>

Note: \*Clamp only. Contains no screws. Order in increments of 10. Not UL Listed or CSA Certified.



**HBL3WAA**



**HLD**

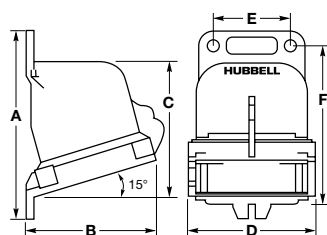


Dimensions in Inches (mm)

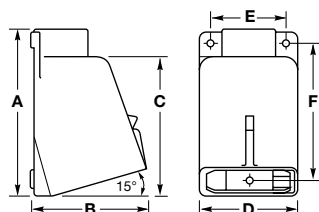


# Twist-Lock® Devices

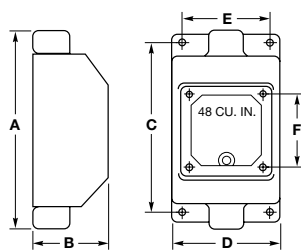
## Safety-Shroud® Twist-Lock® Accessories



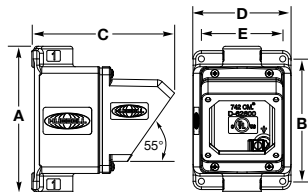
**Non-Metallic Angle Box**



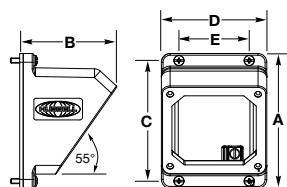
**Metallic Angle Box**



**Metallic Feed Thru Box**



**AB203055**



**AA203055**



**HBL2030AP**



**AA2030PS**

Dimensions in Inches (mm)

### 15° Angle Non-Metallic Back Box

Description	NPT Hub Size	A Inch (mm)	B Inch (mm)	C Inch (mm)	D Inch (mm)	E Inch (mm)	F Inch (mm)	Cubic Inch Capacity	Catalog Number
For 20A and 30A Watertight Safety-Shroud Twist-Lock Receptacles and Inlets.	1"	5.67" (144.0)	4.44" (112.8)	4.05" (102.9)	3.91" (99.3)	2.35" (59.7)	4.92" (125.0)	30.00"	<b>BB2030N</b>

Note: Hub is not included; order Racor part number 1704. This box meets IP67 requirement and Type 4X requirements when installed with a watertight conduit hub.

### 15° Angle Metallic Back Boxes

Description	NPT Hub Size	A Inch (mm)	B Inch (mm)	C Inch (mm)	D Inch (mm)	E Inch (mm)	F Inch (mm)	Cubic Inch Capacity	Catalog Number
For 20A and 30A Watertight Safety-Shroud Twist-Lock Receptacles and Inlets.	¾"	5.13" (130.2)	4.00" (101.6)	4.19" (106.4)	3.75" (95.3)	3.00" (76.2)	4.00" (101.6)	30.00"	<b>BB201W</b>
	1"	5.13" (130.2)	4.00" (101.6)	4.19" (106.4)	3.75" (95.3)	3.00" (76.2)	4.00" (101.6)	30.00"	<b>BB301W</b>

### Metallic Feed Thru Back Boxes

Description	NPT Hub Size	A Inch (mm)	B Inch (mm)	C Inch (mm)	D Inch (mm)	E Inch (mm)	F Inch (mm)	Cubic Inch Capacity	Catalog Number
For 20A and 30A Watertight Safety-Shroud Twist-Lock Receptacles and Inlets.	¾"	8.25" (209.6)	3.06" (77.8)	7.14" (181.4)	4.50" (114.3)	3.75" (95.3)	3.13" (79.5)	48.00"	<b>FT202W</b>
	1"	8.25" (209.6)	3.06" (77.8)	7.14" (181.4)	4.50" (114.3)	3.75" (95.3)	3.13" (79.5)	48.00"	<b>FT302W</b>

Note: These boxes are cast aluminum and are finished with enamel paint. These boxes withstand a 500-hour salt spray test as well as UL raintight and external icing tests. NPT (metric designator).

### 55° Angle Metallic Adapter and Back Box

Description	NPT Hub Size	A Inch (mm)	B Inch (mm)	C Inch (mm)	D Inch (mm)	E Inch (mm)	F Inch (mm)	Cubic Inch Capacity	Catalog Number
For 20A and 30A Watertight Safety-Shroud Twist-Lock Receptacles and Inlets.	1"	6.80" (172.4)	5.63" (142.9)	6.60" (167.0)	4.50" (114.3)	3.74" (95.0)	-	45.27"	<b>AB203055</b>

### 55° Angle Metallic Adapter with Grounding Lug

Description	A Inch (mm)	B Inch (mm)	C Inch (mm)	D Inch (mm)	E Inch (mm)	F Inch (mm)	Cubic Inch Capacity	Catalog Number
For 20A and 30A Watertight Safety-Shroud Twist-Lock Receptacles and Inlets.	4.89" (124.2)	3.33" (84.6)	4.29" (109.1)	3.75" (95.3)	2.50" (63.5)	-	25.00"	<b>AA203055</b>

### Straight Watertight Wall Box Adapter

Description	Catalog Number
Adapts 20A and 30A Watertight Safety-Shroud Twist-Lock receptacles and inlets to 2-gang, device mount, FD boxes.	<b>HBL2030AP</b>

### Non-Watertight Angle Wall Box Adapter

Description	Catalog Number
Adapts 20A and 30A Watertight Safety-Shroud Twist-Lock receptacles to 1- or 2-gang standard wall boxes (4" or 4 1/16" square).	<b>AA2030PS</b>

# Twist-Lock® Devices

## Features and Benefits

### 50 Amp Plugs and Connector Bodies

Hubbell's 50 amp Twist-Lock® devices feature a heavy duty design built for heavy duty applications. These Hubbell 50 amp Twist-Lock plugs and connector bodies are built to go where you need power, even in some of the harshest environments.

On the outside, 50 amp plugs and connectors are made of super tough nylon for better impact resistance. On the plug, the stainless steel shroud not only provides protection and durability, but safety as well. That's because the rigid construction restricts distortion, thus minimizing the possibility of mating incorrect devices.


On the inside are the kinds of features that separate Hubbell from all the rest. The cord grip has been designed with offset gripping jaws to securely hold the conductors – not just the cord jacket. Hubbell's box terminals speed wiring and provide a superior termination. The plug's thermoplastic polyester interior provides excellent heat resistance without compromising strength.

In all, it's the combination of function and performance that Hubbell demands of all its products. That is why we will never add a feature that compromises performance.



#### Housing Design

- Housing assembly latch slotted to fit standard flat-blade screwdriver providing secure assembly and fast disassembly for wiring
- Super tough nylon housing offers better impact qualities



#### Internal Design

- Thermoplastic polyester interior provides heat resistance and impact strength
- 6/6 nylon nose – thermoplastic polyester terminal cover provides heat resistance in terminal area and impact strength of nose piece



#### Safety

- Stainless steel shroud restricts mismating with the wrong device
- Padlock capable shroud allows compliance to OSHA lockout tagout regulation 29 CFR 1910.147



#### Terminals

- Box terminal with hex socket threaded slug is superior because it permits high clamping pressure on conductors without damaging strands



#### Installation

- Three-piece thermoplastic cord clamp assembly with stainless steel fast lead screws provides a more consistent, durable grip. Sealed cable entry keeps out moisture and dust



#### Contacts

- One-piece grounding contact on 4-wire devices provides a more reliable grounding system for a safer device

## 50 Amp, 125, 250 Volts and 480 Volts AC



**IP20**  
SUITABILITY



### Plugs

Description	Cord Dia.	Catalog Number		
Nylon housing, thermoplastic polyester interior.	.830"-1.250" (21.08-31.75)	<b>CS6361C</b>	<b>CS8265C</b>	<b>CS8465C</b>

Note: See page B-62 for accessories.



### Flanged Inlets

Description	Catalog Number		
Zinc plated steel casing, thermoset interior.	<b>CS6377†</b>	<b>CS8275</b>	<b>CS8475†</b>



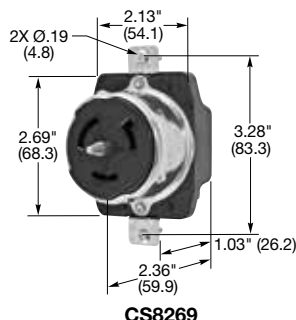
**IP20**  
SUITABILITY



### Connector Bodies

Description	Cord Dia.	Catalog Number		
Nylon housing, thermoplastic polyester interior.	.830"-1.250" (21.08-31.75)	<b>CS6360C</b>	<b>CS8264C</b>	<b>CS8464C</b>

Note: See page B-62 for accessories.



### Receptacles

Description	Catalog Number		
Black phenolic.	<b>CS6370</b>	<b>CS8269</b>	<b>CS8469†</b>

Note: See page B-62 for accessories.

†Not CSA Certified.

Dimensions in Inches (mm)

## 50 Amp, 125/250, 3Ø 250 Volts and 3Ø 480 Volts AC

**IP20**  
SUITABILITY



**50A**  
**125/250V AC**  
UL/CSA



**50A**  
**3Ø 250V AC**  
UL/CSA



**50A**  
**3Ø 480V AC**  
UL/CSA

### Plugs

Description	Cord Dia.	Catalog Number		
Nylon cover, thermoplastic polyester interior.	.830"-1.250" (21.08-31.75)	<b>CS6365C</b>	<b>CS8365C</b>	<b>CS8165C</b>

Note: See page B-62 for accessories.



### Flanged Inlets

Description	Catalog Number		
Zinc plated steel casing, thermoset interior.	<b>CS6375</b>	<b>CS8375</b>	<b>CS8175</b>
Zinc plated steel casing, thermoset interior with lift cover.	<b>CS6375M2</b>	-	-
Gray Valox® housing and flange.	<b>HBL6375S*</b>	-	-

Note: \*Type 3R, (Not shown).



**IP20**  
SUITABILITY



**50A**  
**125/250V AC**  
UL/CSA



**50A**  
**3Ø 250V AC**  
UL/CSA



**50A**  
**3Ø 480V AC**  
UL/CSA

### Connector Bodies

Description	Cord Dia.	Catalog Number		
Nylon cover, thermoplastic polyester interior.	.830"-1.250" (21.08-31.75)	<b>CS6364C</b>	<b>CS8364C</b>	<b>CS8164C</b>
Insulgrip® Connector with conduit adapter. Capable of accepting metallic or non-metallic conduit fittings.	1/2" NPT Size 3/4" NPT Size 1" NPT Size	-	<b>CS8364CA05</b> <b>CS8364CA34</b> <b>CS8364CA10</b>	-

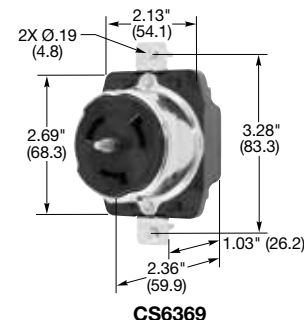
Note: See page B-62 for accessories.



### Receptacles

Description	Catalog Number		
Black phenolic.	<b>CS6369</b>	<b>CS8369</b>	<b>CS8169</b>

Note: See page B-62 for accessories.



Valox® is a trademark of SABIC Innovative Plastics, acquired from General Electric Company.

Dimensions in Inches (mm)



**IP20**  
SUITABILITY



### Plugs

Description	Cord Dia.	
Nylon housing, thermoplastic polyester interior.	.830"-1.250" (21.08-31.75)	<b>HBL3763C</b>

Note: See page B-62 for accessories.



### Flanged Inlets

Description	
Zinc plated steel casing, thermoset interior.	<b>HBL3777</b>
Zinc plated steel casing, thermoset interior with lift cover.	<b>HBL3767</b>



**IP20**  
SUITABILITY



### Connector Bodies

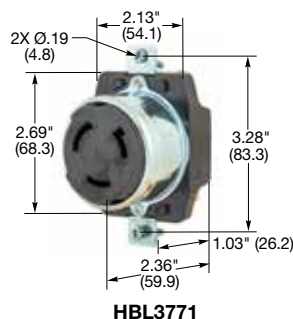
Description	Cord Dia.	
Nylon housing, thermoplastic polyester interior.	.830"-1.250" (21.08-31.75)	<b>HBL3762C</b>

Note: See page B-62 for accessories.

### Receptacles

Description	
Black phenolic.	<b>HBL3771</b>

Note: See page B-62 for accessories.



Dimensions in Inches (mm)



## 50 Amp, 250 Volts DC and 600 Volts AC

### Plugs

Description	Cord Dia.	Catalog Number	
Nylon cover, thermoplastic polyester interior.	.830"-1.250" (21.08-31.75)	<b>HBL3765C</b>	<b>HBL7765C</b>

Note: See page B-62 for accessories.



**HBL3765C**

### Flanged Inlets

Description	Catalog Number	
Zinc plated steel casing, thermoset interior.	<b>HBL3775</b>	<b>HBL7958</b>
Zinc plated steel casing, thermoset interior with lift cover.	<b>HBL3768</b>	<b>HBL7968</b>



**HBL3775**

### Connector Bodies

Description	Cord Dia.	Catalog Number	
Nylon cover, thermoplastic polyester interior.	.830"-1.250" (21.08-31.75)	<b>HBL3764C</b>	<b>HBL7764C</b>

Note: See page B-62 for accessories.



**HBL3768**

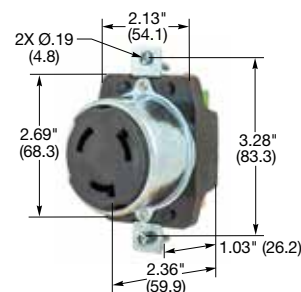
### Receptacles

Description	Catalog Number	
Black phenolic.	<b>HBL3769</b>	<b>HBL7379</b>

Note: See page B-62 for accessories.



**HBL3764C**



**HBL3769**

**Important Note:** Catalog numbers HBL7765C, HBL7958, HBL7968, HBL7764C, HBL7379 are for replacement use only. See other singly rated 50A Twist-Lock® devices in this section. HBL3700 series Twist-Lock devices do not interchange with any other devices in this section.

Dimensions in Inches (mm)

**IP44**  
SUITABILITY

### Weatherproof Receptacle Lift Cover Plates for FS/FD Box Mounting

Description	Catalog Number
Corrosion resistant, gray thermoplastic.	<b>HBL7774WO</b>
Same as above except yellow.	<b>HBL77CM74WO</b>
Cast aluminum.	<b>HBL7770</b>

Note: See page O-23 for additional information on weatherproof covers.

### Receptacle Plates for FS/FD Box Mounting

Description	Catalog Number
Cast aluminum with lift cover.	<b>HBL7382**</b>
Same as above less lift cover.	<b>HBL7383*</b>
Stainless steel, single gang, wallplate.	<b>SS750*</b>

### Receptacle ½" Raised Cover

Description	Catalog Number
Galvanized Steel fits 4" square or 2-gang box.	<b>HBL50SC*</b>

### Conduit Adapters for 50A Twist-Lock® Plugs and Connectors

Description	NPT Thread Size	Catalog Number
Thermoplastic housing, conduit adapters for use with CS style 50A Twist-Lock® devices.	½"	<b>CS50CA05</b>
Available in ½", ¾" and 1" NPT thread sizes.	¾"	<b>CS50CA34</b>
	1"	<b>CS50CA10</b>

**IP55\*\***  
SUITABILITY

### Weatherproof Boots

Description	Catalog Number
Seal-Tite® triple seal black elastomeric cover for plugs when used in a cord set and connector bodies when used with flanged inlets.	<b>HBL7716C†</b>
Seal-Tite triple seal black elastomeric cover for connector bodies when used with cord sets.	<b>HBL7717C†</b>

### Inlet Closure Plug

Description	Catalog Number
Black closure plug.	<b>HBL4892†</b>

### Replacement Parts

Description	Catalog Number
Cord clamp Kit.	<b>HBLCSCK</b>

Note: •Will only fit non-"CS" type 50A Twist-Lock receptacles.

\*Not UL Listed "WDL Closed".

\*\*When installed and used properly with plug and connector body combinations.

†IP20 SUITABILITY.

†Not UL Listed.



**HBL7770**



**SS750**



**HBL50SC**



**CS50CA34**



**HBL7716C**



**HBL7717C**



**HBL4892**



**HBLCSCK**

# Twist-Lock® Devices

## Features and Benefits

### Hubbellock® Plugs and Connector Bodies

The Hubbellock devices feature an exclusive design unlike any other in the industry. The unique design is built to provide the safest heavy duty device even in some of the harshest environments. These Hubbellock plugs and connector bodies are built with a super tough nylon housing for high impact resistance and a one of kind interior design for superior safety that Hubbell is known for.

The male contacts are molded into the nose for damage resistance and completely eliminate the chance of deformity. Additionally, the plug as well as the connector retains power mechanical cord grips that not only secure the cable but also clamp down on the conductors in order to provide unrivaled strain relief.

Inside the connector is Hubbell's unique safety design. With unparalleled box terminations the connector interior holds a spring-loaded safety shutter to provide the ultimate arc protection. Furthermore the exceptional heat and impact resistance is maintained by the thermoplastic interior contributing to a longer lasting device.

In all, the one of a kind function of the Hubbellock devices provide a safe and dependable performance in the most demanding applications.



*Note: The cut-away views below are construction elements pertaining specifically to the 30A Hubbellock series. While the Hubbellock contact interface design applies to all, there are construction elements that are different, depending on the amperage.*



#### Housing Design

- Insulated non-metallic housing enhances safety and abuse resistance
- Impact resistance in the interior of the female device comes from a strong thermoplastic material



#### Internal Design

- No "lazy" connections because a spring-loaded safety shutter automatically ejects the plug if it hasn't been properly locked into the female device. This eliminates teasing of the contacts, a major cause of contact burn-up
- Arcs are snuffed out, when devices are mated or unmated under load, by spring-loaded safety shutter



#### Safety

- Enhanced safety because access to live female contacts is restricted by the spring-loaded safety shutter




#### Terminals

- Superior wire terminations are assured with box terminals and screws with pressure pads. This design captures stray wire strands and permits more clamping pressure on the wire without damaging it. Loosening of terminations and resulting heat build-up are greatly reduced



#### Installation

- Three-piece thermoplastic clamp assembly with fast-lead stainless screws provides a more consistent durable grip. Grommets provide a sealed cable entry that protects against the entry of moisture and dust



#### Contacts

- Positive locking is ensured by the nose of the plug being keyed into a detent in female device. This lock is independent of the contacts or a separate mechanical lock
- Longer contact life is assured by supplementary springs. Other devices rely just on contacts themselves to provide proper contact pressure

20 Amp, 125 Volts



HBL23035B

**IP30**  
SUITABILITY



20A 125V

## Plug

Description	Cord Dia.	Catalog Number
Nylon housing, thermoset interior.	.320"-.660" (8.12-16.5)	<b>HBL23035B</b>




HBL23032B



20A 125V

## Connector Body

Description	Cord Dia.	Catalog Number
Nylon housing, thermoset interior.	.320"-.660" (8.12-16.5)	<b>HBL23032B</b>



HBL23030



20A 125V

## Receptacle

Description	Catalog Number
Black phenolic, back wired.	<b>HBL23030</b>

*Note: Devices listed above are not interchangeable with any other Hubbell device listed in this catalog.*

## Accessories

### Weatherproof Covers

Description	Catalog Number
Gray polycarbonate for FS/FD box mounting, corrosion resistant. IP44 SUITABILITY.	<b>HBL7423WO</b>
Same as above except yellow.	<b>HBL74CM23WO</b>
Cast aluminum, lift cover for indoor use only.	<b>HBL23007</b>
Stainless steel 302/304, single receptacle wallplate.	<b>SS7</b>
Stainless steel 430, single receptacle wallplate.	<b>SS7L</b>



HBL7423WO



HBL23007

Dimensions in Inches (mm)

# Twist-Lock® Devices

20 Amp, 125 Volts AC or DC, 10 Amp, 250 Volts DC, 480 Volts AC


## Plug

**IP30**  
SUITABILITY



20A 125V

Description	Cord Dia.	Catalog Number
Nylon housing, thermoset interior.	.320"-.660" (8.12-16.5)	<b>HBL23005GB</b>



**HBL23005GB**

## Connector Body



20A 125V

Description	Cord Dia.	Catalog Number
Nylon housing, thermoset interior.	.320"-.660" (8.12-16.5)	<b>HBL23002GB</b>




**HBL23002GB**

## Receptacle



20A 125V

Description	Catalog Number
Black phenolic, back wired.	<b>HBL23000G</b>



**HBL23000G**

## Accessories

### Weatherproof Covers

Description	Catalog Number
Gray polycarbonate for FS/FD box mounting, corrosion resistant. IP44 SUITABILITY.	<b>HBL7423WO</b>
Same as above except yellow.	<b>HBL74CM23WO</b>
Cast aluminum, lift cover for indoor use only.	<b>HBL23007</b>
Stainless steel 302/304, single receptacle wallplate.	<b>SS7</b>
Stainless steel 430, single receptacle wallplate.	<b>SS7L</b>



**HBL7423WO**



**HBL23007**

Dimensions in Inches (mm)






**HBL21415B**



**HBL20445B**

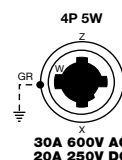
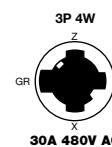
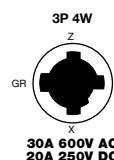


**HBL25415B**



**HBL21447**

**IP30**  
SUITABILITY



### Plugs

Description	Cord Dia.	Catalog Number		
Black nylon housing, thermoplastic interior.	.700"-1.200" (17.78-30.5)	<b>HBL21415B</b>	—	—
Same as above except corrosion resistant.	.700"-1.200" (17.78-30.5)	<b>HBL21CM415B</b>	—	—
Red nylon housing, thermoset interior.	.700"-1.200" (17.78-30.5)	—	<b>HBL20445B†</b>	—
Black nylon housing, thermoset interior, steel shroud.	.700"-1.200" (17.78-30.5)	—	—	<b>HBL25415B</b>

Note: See page B-70 for accessories.  
†Not CSA Certified.

### Flanged Inlets

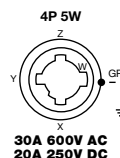
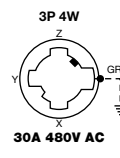
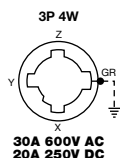
Description	Catalog Number		
Weathertight, corrosion resistant, nickel plated brass plate, for FS/FD box mounting.	<b>HBL22CM428</b>	—	—
Black phenolic interior, aluminum housing, for FS/FD box mounting (not shown).	<b>HBL20418</b>	—	—
Aluminum angle housing, with 3/4" NPT hub for surface mounting.	<b>HBL21447</b>	—	—



**SEHBL3** - Switched enclosure for use with 3 pole 4 wire 30A Hubbellock receptacle. Receptacle not included. See page B-41 for additional information.

Dimensions in Inches (mm)

**IP30**  
SUITABILITY



### Connector Bodies

Description	Cord Dia.	Catalog Number		
Black nylon housing, thermoplastic interior.	.700"-1.200" (17.78-30.5)	<b>HBL21414B</b>	-	-
Same as above except corrosion resistant.	.700"-1.200" (17.78-30.5)	<b>HBL21CM414B</b>	-	-
Red nylon housing, thermoset interior.	.700"-1.200" (17.78-30.5)	-	<b>HBL20444B</b>	-
Black nylon housing, thermoplastic interior.	.700"-1.200" (17.78-30.5)	-	-	<b>HBL25414B</b>

Note: See page B-70 for accessories.

### Receptacles

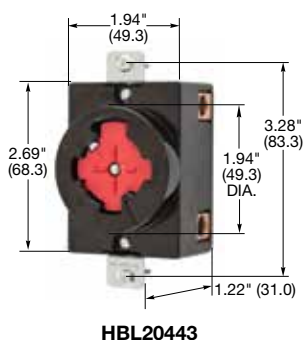
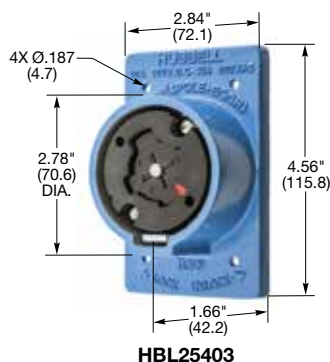

Description	Catalog Number		
Black phenolic.	<b>HBL20403</b>		
Weathertight, corrosion resistant, nickel plated brass plate, for FS/FD box mounting. IP44 SUITABILITY.	<b>HBL22CM427</b>	-	-
Aluminum angle housing, with 3/4" NPT hub for surface mounting. IP44 SUITABILITY.	<b>HBL21420</b>		
Black phenolic, red center insert.	-	<b>HBL20443</b>	-
Black phenolic interior, aluminum housing, blue finish, for FS/FD box mounting.	-	-	<b>HBL25403</b>
Black phenolic interior, aluminum weatherproof housing, blue finish for FS/FD box mounting. IP44 SUITABILITY.	-	-	<b>HBL25250</b>

Note: See page B-70 for accessories.

### Receptacle Accessories


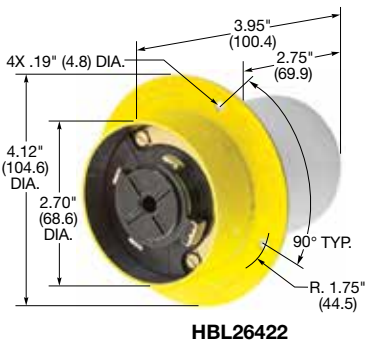
Description	Catalog Number
Thermoplastic, wet and damp locations with cover "open", gray.	<b>HBL7428WOG*</b>
Thermoplastic, wet and damp locations with cover "open", yellow.	<b>HBL7428WOY*</b>
Thermoplastic, wet and damp locations with cover "open", red.	<b>HBL7428WOR*</b>
Cast aluminum, wet locations only when cover "closed" and damp locations, lift cover plate.	<b>HBL20405</b>
Cast aluminum, wet locations only when cover "closed" and damp locations, red finish.	<b>HBL20446</b>
302/304 stainless, single gang, smooth. NOT weatherproof.	<b>SS737</b>

Note: \*Features two #6-32 threaded inserts to back mount device to cover.

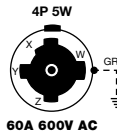
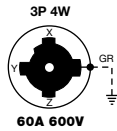


Dimensions in Inches (mm)

60 Amp, 600 Volts AC



**IP30**  
SUITABILITY



Plugs

Description	Cord Dia.	Catalog Number	
Black phenolic interior with yellow thermoplastic sleeve over steel housing.	.920"-1.450" (23.36-36.83)	<b>HBL26419</b>	-
Black phenolic interior with blue thermoplastic sleeve and steel housing.	1.00"-1.50" (25.40-38.10)	-	<b>HBL26519</b>

**IP30**  
SUITABILITY

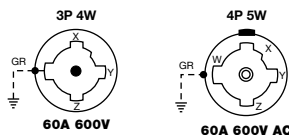
Flanged Inlets

Description	Catalog Number	
Black phenolic interior with steel housing and flange.	<b>HBL26422</b>	-
Black phenolic interior with steel housing and flange with blue finish.	-	<b>HBL26522</b>

Dimensions in Inches (mm)

## 60 Amp, 600 Volts AC

**IP30**  
SUITABILITY



### Connector Bodies

Description	Cord Dia.	Catalog Number	
Black phenolic interior with yellow thermoplastic sleeve over steel cover.	.920"-1.450" (23.36-36.83)	<b>HBL26418</b>	-
Black phenolic interior with blue thermoplastic sleeve over steel cover.	1.00"-1.50" (25.40-38.10)	-	<b>HBL26516</b>



**IP44**  
SUITABILITY

### Receptacles

Description	Catalog Number	
Black phenolic interior with short aluminum housing and lift cover.	<b>HBL26410</b>	-
Black phenolic interior with long aluminum housing and lift cover.	<b>HBL26420</b>	-
Black phenolic interior with long aluminum housing with lift cover and blue finish.	-	<b>HBL26520</b>



**IP30**  
SUITABILITY

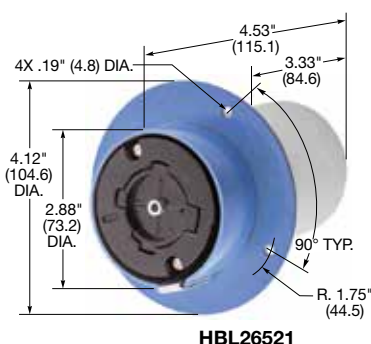
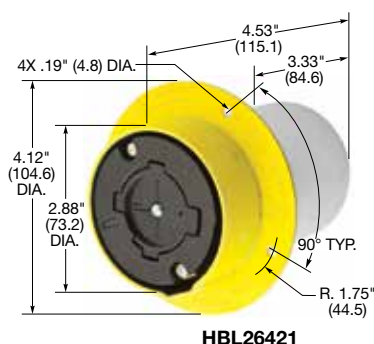
### Flanged Receptacles

Description	Catalog Number	
Black phenolic interior with steel housing and flange.	<b>HBL26421</b>	-
Black phenolic interior with steel housing and flange with blue finish.	-	<b>HBL26521</b>

### Receptacle Box and Adapter Plates (Box requires one adapter)

Description	Catalog Number
Box, cast aluminum, only for 60A Hubbell receptacles.	<b>HBL26401</b>
Straight adapter plate.	<b>HBL26402</b>
45° adapter plate.	<b>HBL26404</b>

Note: Straight or angle adapter plate must be used when mounting a 60A receptacle to HBL26401 box.  
Cannot be used with round flanged receptacles and inlets.  
See page B-70 for additional information.



Dimensions in Inches (mm)

## Hubbellock® Accessories



**HBL20405**



**SEHBL3**



**SAB34**



**HBL20424B**



**HBL20425B**



**H660A**

### 30 Amp Hubbellock® Accessories

#### Receptacle Plates for FS/FD Box Mounting

Description	Catalog Number
Thermoplastic, wet and damp locations with cover "open", gray.	<b>HBL7428WOG*</b>
Thermoplastic, wet and damp locations with cover "open", yellow.	<b>HBL7428WOY*</b>
Thermoplastic, wet and damp locations with cover "open", red.	<b>HBL7428WOR*</b>
Cast aluminum, wet location only when cover "closed" and damp locations, lift cover plate.	<b>HBL20405</b>
Cast aluminum, wet location only when cover "closed" and damp locations, red finish.	<b>HBL20446</b>
302/304 stainless, single gang, smooth. NOT weatherproof.	<b>SS737</b>

Note: \*Features two #6-32 threaded inserts to back mount device to cover.

### Switched Enclosure

**IP54**  
SUITABILITY

Description	Catalog Number
Switched enclosure for use with 30A 3 pole 4 wire Hubbellock receptacle. Receptacle not included.	<b>SEHBL3</b>

Note: For more information on switched enclosures see page B-41.

### Liquidtight Metallic Conduit Adapters

Description	Catalog Number
Adapter for use with 1/2" NPT conduit fittings.	<b>SAB12</b>
Adapter for use with 3/4" NPT conduit fittings.	<b>SAB34</b>

### Boots

Description	Catalog Number
"Mini" boot for 4 wire Hubbellock connector body.	<b>HBL20424B†</b>
"Mini" boot for 4 wire Hubbellock plug.	<b>HBL20425B†</b>

Note: †Not UL Listed or CSA Certified.

### 60 Amp Hubbellock® Accessories


#### Receptacle Box and Adapter Plates (Box requires one adapter)

Description	Catalog Number
Box, cast aluminum, only for 60A Hubbellock receptacles.	<b>HBL26401</b>
Straight adapter plate.	<b>HBL26402</b>
45° adapter plate.	<b>HBL26404</b>


Note: Straight or angle adapter plate must be used when mounting a 60A receptacle to HBL26401 box. Cannot be used with round flanged receptacles and inlets.

### Kellems® Cable Grip


Description	Cord Diameter	Catalog Number
Cable grip.	.830"-1.000" (21.1-25.4)	<b>H660A</b>
Cable grip (not shown).	1.000"-1.140" (25.4-28.9)	<b>H661A</b>
Cable grip (not shown).	1.125"-1.328 (28.6-33.7)	<b>H662A</b>



**HBL26401**



**HBL26402**



**HBL26404**

Dimensions in Inches (mm)



# Twist-Lock® Devices

## Technical Information

### 15-30 Amp Twist-Lock and Safety-Shroud® Devices

## Specifications

#### Listings

Listed to UL Standard 498 (Attachment Plugs and Receptacles).

Fed. Spec. W-C-596 (Insulgrip® and Safety-Shroud®).

Certified to CSA Standard C22.2 No.42 (General Use Receptacles, Attachment Plugs and Similar Wiring Devices).

#### Plugs and Connector Bodies (Insulgrip®)

##### 15-30A

Blade/Contact Carrier	Natural (white) nylon
Terminal Retainer	Clear polycarbonate
Cover (Housing)	Black nylon (yellow in "CM" devices)
Cord Clamp	Natural (white) nylon
Dust Shield	EPDM
Blades/Contacts	Brass
Terminal Clamp	Cold rolled steel – nickel plated
Terminal Screws	15A (8-32), 20-30A (10-32) Brass (white finish on neutral screw when used)
Grounding Screw	Brass (green finish)
Cord Clamp Screws	Steel, zinc plated
Body Holding Screws	Steel, zinc plated

#### Flanged Inlet/Receptacles

##### 15-30A

Flanged Casing	Natural (white) nylon
Blade/Contact Carrier	Natural (white) nylon
Terminal Retainer	Clear polycarbonate
Blades/Contacts	Brass
Drive Screws	Steel, zinc plated
Terminal Clamp	Cold rolled steel, nickel plated
Terminal Screws	15A (8-32), 20-30A (10-32) Brass (white finish on neutral screw when used)
Grounding Screw	Brass (green finish)
Mounting Screws	Nickel plated brass round head screws
Screw Sizes	15A: 6-32, 3/8" long 20A and 30A: 8-32, 7/16" long

#### Receptacle, Single

##### 15A

##### 20A and 30A

Cover (Top)	Nylon (Black)	Nylon (Black)
Base	RTP (Black)	RTP (Natural)
Contact Springs	.031" Brass	.040" Brass
Clamp	.031" Brass	.040" Brass
Ground Contact	.031" Brass	.040" Brass
Ground Shunt	–	.015" Brass
Bridge (Mounting Strap)	.050" Steel, zinc plated	–
End Plates (Mounting)	–	.050" Brass
Back Plate	–	.040" Brass
Terminal Screws	Brass (8-32)	Brass (10-32) (white finish on neutral screw when used)
Grounding Screw	Brass (Green)	Bronze (Green)
Flat Head Mounting Screws	Steel, zinc plated	Steel, zinc plated
Auto Ground Clip	Stainless steel	Stainless steel (Used only on IG receptacle)

#### Safety-Shroud® Receptacles Angle, Surface Semi-Flush

##### 20-30A

Housing and Mounting Flange	Gray Valox®
Mounting Plate (Angle Housing Only)	Galvanized steel
Body Contact Carrier	Natural (white) nylon
Terminal Retainer	Clear polycarbonate
Body Holding Screws	Steel, zinc plated
Contact Springs	Brass
Spring Binding Plate	Brass
Terminal Clamp	Steel, nickel plated .080" curved, scalloped
Terminal Screws	10-32 Brass (white finish on neutral screw when used)
Grounding Screw	Brass (green finish)
Mounting Plate Screws	Steel, zinc plated
Wallplate Mounting Screws	Steel, zinc plated

#### Safety-Shroud® Twist-Lock® Plug

##### 20-30A

Insulgrip Plug with Safety-Shroud installed	
Safety-shroud	White Valox®
Cord Clamp	White nylon

## Performance (Twist-Lock® and Safety Shroud Devices)

<b>Electrical</b>	
Dielectric Voltage	Withstands 2,000V minimum.
Max. Working Voltage	600 Volts RMS.
Current Interrupting	Certified for current interrupting at full rated current.
Temperature Rise Fed. Spec.	Max 30°C temperature rise at full rated current after 250 cycles of overload at 200% of rated current at a power factor of 75% (WC 596).

## Mechanical (Twist-Lock® and Safety Shroud Devices)

Cord Accommodation (Plugs and connectors only)	Round portable service cords of diameters commensurate with the device rating as defined in UL Standard 62, CSA C22.2 No. 49.
Cord Grip Accommodation (Insulgrip)	15A: .230"-.720" (5.8-18.3); 20A and 30A 3W: .360"-.930" (9-24); 20A and 30A 4W-5W: .350"-1.150" (9-29).
Terminal Identification	Terminals identified in accordance with UL 498 (X, Y, Z, White, Green).
Terminal Accommodation	20A and 30A, #16-#8 AWG. 15A, #18-#10 AWG. Solid or stranded copper wire only.
Product Identification	Ratings are a permanent part of the device housing.

## Environmental (Twist-Lock® and Safety Shroud Devices)

Flammability (Enclosure)	HB or better per UL94/CSA 22.2 No. 0.17.
Plugs, Connectors, Flanged Receptacles and Flanged Inlets Receptacles (Box Mount)	V2 or better.
Operating Temperatures	Maximum Continuous 75°C. Minimum -40°C (w/o impact).

Valox® is a trademark of SABIC Innovative Plastics, acquired from General Electric Company.

# Twist-Lock® Devices

## Technical Information

### 20 and 30 Amp Watertight Safety-Shroud® Twist-Lock® Devices

## Specifications

### Listings

Listed to UL Standard 498 (Attachment Plugs and Receptacles).

Certified to CSA Standard No.42 (General Use Receptacles, Attachment Plugs and Similar Wiring Devices).

Fed. Spec. WC-596.

UL Listed, CSA Certified to Type 4, 4X and Type 12.

Part	Materials
<b>Watertight Safety-Shroud® Plug (Insulgrip®)</b>	<b>20 and 30A</b>
Blade Holder	Natural (white) nylon
Terminal Retainer	Clear polycarbonate
Cover (Housing)	Black Valox®
Cord Clamp	White Valox®
Blades	Brass
Terminal Clamp	Steel, nickel plated .080" curved scalloped
Terminal Screws	10-32 brass (white finish on neutral screw when used) multiple drive head
Grounding Screw	Brass (green finish) combination head
Cord Clamp Screws	Stainless steel 302/304, combination head
Body Holding Screws	Stainless steel 302/304, combination head
Closure Cap and Strap	Neoprene EPDM Blend

<b>Watertight Safety-Shroud® Connector (Insulgrip®)</b>	<b>20 and 30A</b>
Body Contact Carrier	Natural (white) nylon
Terminal Retainer	Clear polycarbonate
Contact Spring	Brass
Spring Binding Plate	Brass
Cover (Housing)	Black Valox®
Cord Clamp	White Valox®
Terminal Clamp	Steel, nickel plated .080" curved scalloped
Terminal Screws	10-32 brass (white finish on neutral screws when used) multiple drive head
Grounding Screw	Brass (green finish) combination head
Cord Grip Screws	Stainless steel 302/304, combination head
Body Holding Screws	Stainless steel 302/304, combination head
Closure Cap and Strap	Polypropylene with Neoprene gasket

<b>Watertight Safety-Shroud Receptacle, Single*</b>	<b>20 and 30A</b>
Housing and Flange	Gray Valox
Body Contact Carrier	Natural (white) nylon
Terminal Retainer	Clear polycarbonate
Drive Screws	Steel, zinc plated
Contact Spring	Brass
Spring Binding Plate	Brass
Terminal Clamp	Steel, nickel plated .080" curved, scalloped
Flange Gasket	Closed-cell neoprene foam
Lid Gasket	Closed-cell neoprene foam
Cover Hinge Pin	Stainless steel 302/304
Cover Spring	Stainless steel 302/304
Terminal Screws	10-32 brass (white finish on neutral screw when used) multiple drive head
Grounding Screw	Brass (green finish) combination head
Mounting Screws	Stainless steel 302/304 combination head

<b>Watertight Safety-Shroud® Flanged Inlet</b>	<b>20 and 30A</b>
Housing and Flange	Gray Valox
Blade Holder	Natural (white) nylon
Terminal Retainer	Clear polycarbonate
Blades	Brass
Drive Screws	Steel, zinc plated
Terminal Clamp	Steel, nickel plated .080" curved scalloped
Terminal Screws	10-32 brass (white finish on neutral screw when used) multiple drive head
Grounding Screw	Brass (green finish) combination head
Closure Cap	Neoprene EPDM blend
Mounting Screws	Stainless steel 302/304 combination head

## Performance

<b>Electrical</b>	
Dielectric Voltage	Withstands 2,000V minimum.
Max. Working Voltage	600 Volts RMS.
Current Interrupting	Certified for current interrupting at full rated current.
Temperature Rise	Max 30°C temperature rise at full rated current after 250 cycles of overload at 200% of rated current at a power factor of 75% (WC 596).

<b>Mechanical</b>	
Cord Accommodation (Plugs and connectors only)	Round portable service cords of diameters commensurate with the device rating as defined in UL Standard 62, CSA C22.2 No. 49. 20 and 30A, 3W: .32"-.93" (8.1-24.0mm) #16-3 Type SJ-#8-3 Type S, SO; 20 and 30A, 4W: .35"-1.15" (9.0-29.2mm) #16-4 Type SJ-#8-4 Type S, SO; 20 and 30A, 5W: .35"-1.15" (9.0-29.2mm) #16-5 Type S, SO - #8-5 Type S, SO. Terminals identified in accordance with UL 498 (X, Y, Z, White, Green).
Cord Grip Accommodation	#16- #8 AWG solid or stranded copper wire only. Ratings are a permanent part of the device blade holder, and are also labeled on device color coded by voltage, visible in use. Catalog No. I.D. is on device visible in use.
Terminal Identification	
Terminal Accommodation	
Product Identification	

<b>Environmental</b>	
Moisture Resistance	Type 4, 4X, 12, IP66 suitability.
Flammability (Enclosure)	V0 per UL94 or CSA 22.2 No. 0.17.
Operating Temperatures	Maximum Continuous 75°C; Minimum -40°C (w/o impact).

Note: \*Suitable for use as a flanged receptacle.

Valox® is a trademark of SABIC Innovative Plastics, acquired from General Electric Company.

# Twist-Lock® Devices

## Technical Information

### 50 Amp Twist-Lock® Devices

## Specifications

### Listings

Listed to UL Standard 498 (Attachment Plugs and Receptacles).

Certified to CSA Standard No. 42 (General Use Receptacles, Attachment Plugs and Similar Wiring Devices).

Part	Materials
<b>Plug (Twist-Lock)</b>	<b>50A</b>
Blade Holder	Thermoplastic polyester (black)
Power Blades	Brass
Terminal Set Screw	Stainless steel
Terminal Retainer	Thermoplastic polyester
Front and Rear (housing)	Supertough nylon
Cord Clamp	Thermoplastic polyester (white)
Seal	Neoprene
Seal Cup	Nylon
Box Terminal	Copper
Latches	Supertough nylon
Ground Contact Spring	One piece copper/nickel
Cord Clamp Screws	302/304 Stainless steel
Shroud	302/304 Stainless steel

<b>Connector (Twist-Lock)</b>	<b>50A</b>
Contact Nose	Nylon (black)
Terminal Retainer	Thermoplastic polyester (black)
Terminal Set Screw	302/304 Stainless steel
Contact Spring	Brass
Assembly Ring	302/304 Stainless steel
Front and Rear (housing)	Supertough nylon (black)
Latches	Supertough nylon (white)
Cord Clamp	Thermoplastic polyester (white)
Box Terminal	Copper
Contact Holder	Thermoplastic polyester (black)
Ground Contact	One piece copper/nickel

Seal Cup	Nylon
Cord Grip screws	302/304 Stainless steel
Seal	Neoprene
<b>Part</b>	<b>Materials</b>
<b>Flanged Inlet</b>	<b>50A</b>
Flanged Casing	.062" Steel, zinc plate
Blade Holder	Phenolic
Pressure Screws	Steel, zinc plate
Blades	.100" Brass
Ground Spring	.025" Bronze
Terminals	.050" Steel, brass finish
Grounding Terminal	.062" Copper, green finish
Round Head Screws	Steel, zinc plate

<b>Receptacle</b>	<b>50A</b>
Body	Phenolic
Face	Phenolic
Contact Springs	.100" Brass alloy
Contact Binding Plates	.100" Brass
Ground Contact	.031" Brass
Insulator	.093" Laminated phenolic
Bridge (Mounting Strap)	.062" Steel, zinc plate
Pressure Screws	Steel, zinc plate
Terminals	.050" Steel
Casing	.062" Steel, zinc plate
Center Pin (CS Devices)	Steel, zinc plate

## Product Identification

Ratings	Molded into face for all devices and stamped into stainless steel shroud on plug devices.
Catalog Number	Molded into face for plug and connector bodies and stamped into stainless steel shroud on plug devices.

## Performance

### Electrical

Dielectric Voltage	Withstands 2,000V minimum.
Max. Working Voltage	600 Volts RMS.
Current Interrupting	Certified for current interrupting at full rated current.
Temperature Rise	Max. 30°C temperature rise at full rated current after 50 cycles of overload at 150% rated DC current (UL 498).

### Mechanical

Terminal Accommodation	#8 AWG min. - #4 AWG max. Solid or stranded copper wire only.
Cord Grip Accommodation	Round cords types: S, SO, ST .830"-1.250" (21.08-31.75).

### Environmental

Flammability	UL 94 V0 for Receptacles and Inlets. HB or better for Plugs and Connectors.
Operating Temperatures	Maximum continuous 75°C; minimum -40°C (w/o impact).

Note: Please consult the factory for product dimensions and specifications for other products listed in this catalog.

# Twist-Lock® Devices

## Technical Information

Switched Twist-Lock® and Hubbellock® Enclosures

## Specifications

### Typical Specifications

Manufacturer's Identification	Hubbell SETL3/SEHBL3-SE2730A.
Description	Lockable Switched Enclosure. This unit is a complete enclosure ready to accept any 20 or 30A Twist-Lock or 30A Hubbellock receptacle.
Electrical Type	2 Pole + Earth through 4 Pole and Earth.
Rating	20 or 30A, 125V through 3ØY 347/600V AC.
Configuration	NEMA Locking L5-20R through L23-30R.
Enclosure Type	Outdoor – Type 3R (Rainproof, Sleet, External Ice), IP54 suitability. Indoor – Type 12K (Dust-tight, Falling Dirt, Noncorrosive Liquids, with Knockout).
Enclosure Material	Non-metallic enclosure suitable for metallic conduit.

## Materials

Part	Materials
Base	Valox®
Top	Valox®
Handle	Valox®
Conduit Hub	Zinc ¾" watertight
Enclosure Gasket	Neoprene
Shaft	Valox®
Shaft Seal	Molded neoprene
Frame	Galvanized steel
Lift Cover	Valox®
Enclosure Screws	Stainless steel 300 series
Hinge Spring and Pin	Stainless steel 300 series

## Performance

<b>Electrical</b>	
Dielectric Voltage	Withstands 3,000V minimum.
Max. Working Voltage	600V RMS.
Current Interrupting	Certified for current interrupting at full rated current and voltage.
Short Circuit Withstand	Suitable for use on a circuit capable of delivering not more than 10,000 RMS symmetrical amperes at the voltage rating of the receptacle.
Operations	Mechanical 10,000 cycles; Electrical 6,000 cycles.
<b>Mechanical</b>	
Impact Resistance	In accordance with UL 746C.
Terminal Identification	In accordance with UL, CSA and international conventions.
Product Identification	Identification and ratings are part of external label and receptacle face.
Weight	3.5 pounds.
Mounting	External fully adjustable feet.
<b>Environmental</b>	
Moisture Resistance	Outdoor – Type 3R (Rainproof, Sleet, External Ice), IP54 suitability. Indoor – Type 12K (Dust-tight, Falling Dirt, Noncorrosive Liquids, with Knockout).
Flammability	UL94 – 5 VA and V0 classification.
Operating Temperature	Maximum continuous +75°C; Minimum continuous -40°C.
UV Resistance	All materials are UV stabilized.

*Note: This device provides on/off switched control of a plug connected load and includes lockout provision: ON-OFF control knob (in the OFF position) accepts up to a 5/16" (8.0) diameter shackle of suitable padlock lockout device to isolate energy from the receptacle and cord connected equipment as a method of compliance to OSHA Lockout/Tagout Regulation 29CFR Part 1910.147.*

Valox® is a trademark of SABIC Innovative Plastics, acquired from General Electric Company.

# Twist-Lock® Devices

## Technical Information

### Mechanical Interlock Switched Safety Enclosures

## Specifications

### Typical Specifications

Manufacturer's Identification	Hubbell HBLMITL.
Description	Circuit-Lock Mechanical Interlock.
Electrical Type	2 Pole + Earth through 4 Pole and Earth.
Rating	Up to 30A, 3Ø 600V AC.
Enclosure Type	Outdoor – 4X (Watertight, Washdown); Indoor – 12K (Dust-tight, Falling Dirt and noncorrosive liquids with knockout. IP66 suitability.
Enclosure Material	Non-metallic enclosure suitable for metallic conduit.

## Materials

Part	Material
Base	Valox®
Top	Valox®
Handle	Valox®
Conduit Hub	Zinc ¾" watertight
Enclosure Gasket	Neoprene
Shaft	Valox®
Shaft Seal	Neoprene
Frame	Galvanized steel
Enclosure Screws	Stainless steel 300 series

## Performance

### Electrical

Dielectric Voltage	Withstands 3,000V Min.
Max. Working Voltage	600V RMS.
Current Interrupting	Certified for current interrupting at full rated current voltage.
Short Circuit Withstand Rating	Suitable for use on a circuit capable of delivering not more than 10,000 RMS symmetrical amperes at the voltage rating of the receptacle.
Operations	Mechanical 10,000 cycles; Electrical 6,000 cycles.

### Mechanical

Impact Resistance	In accordance with UL 746C.
Terminal Identification	In accordance with UL, CSA.
Product Identification	Identification and ratings are part of the external label and receptacle face.
Weight	3.5 pounds.
Mounting	External full adjustable feet.

### Environmental

Moisture Resistance	Outdoor – 4X (Hose-Directed Water, Corrosion Resistance), IP66 suitability.
Flammability	Meets UL 94V0 material classification.
Operating Temperature	Maximum continuous +75°C; Minimum continuous -40°C.
UV Resistance	All exposed materials are UV stabilized.

Valox® is a trademark of SABIC Innovative Plastics, acquired from General Electric Company.



# Twist-Lock® Devices

## Technical Information

Valise® Plugs and Connectors

### Specifications

Plugs
Typical Specification - Catalog No. HBL4723VY.
Description - Straight Body Plug
Type - 2 Pole, 3 Wire, Grounding
Rating - 15 and 20A 125V, 250V, and 277V AC, 30A 125 and 250V
Certification - UL Listed File E1706, CSA Certified
IP SUITABILITY - <b>IP20</b>

Connector Bodies
Typical Specification- Catalog No. HBL4729VY
Description - Straight Body Connector
Type - 2 Pole, 3 Wire, Grounding
Rating - 15 and 20A 125V, 250V, and 277V AC, 30A 125 and 250V
Certification - UL Listed File E1706, CSA Certified
IP SUITABILITY - <b>IP20</b>

Part	Material
Plug	15, 20 and 30A
Housing	Nylon
Blades	Brass
Ground Blade	Brass
Terminal Screws	Steel multiple drive
Cable Inserts	Polyphenylene Oxide
Terminal Clamps	CR Steel
Body Holding Screws	Steel multiple drive

Part	Material
Connector	15, 20 and 30A
Housing	Nylon
Contact and Ground Springs	Brass
Terminal Screws	Steel multiple drive
Cable Inserts	Polyphenylene Oxide
Terminal Clamps	CR Steel
Body Holding Screws	Steel multiple drive

### Performance

Electrical	
Dielectric Voltage	Withstands 2,000V minimum.
Max. Working Voltage	125V, 250V or 277V AC as rated.
Current Interrupting	Certified for full rated current.
Temperature Rise	Max. 30°C temperature rise at full rated current after 50 cycles of overload at 150% rated DC current.
Mechanical	
Terminal Identification	Screw Color per UL 498 (Brass, White and Green).
Terminal Accommodation	15A-18 to 12AWG. Solid or stranded copper wire only. 20A-18 to 10AWG. Solid or stranded copper wire only. 30A-14 to 8AWG. Solid or stranded copper wire only.
Product Identification	Molded rating on device face.
Torque	12 in-lb terminal screws, 7 in-lb assembly screws.
Cord Range	
15A	.220" to .660" (5.6mm to 16.8mm).
20A	.325" to .720" (8.26mm to 18.3mm).
30A	.590" to .930" (15.0mm to 23.6mm).
Environmental	
Flammability	UL 94HB.
Operating Temperature	Maximum continuous 75°C, minimum -40°C (w/o impact).
Standards	
Listed to UL Standard UL498	
Certified to CSA Standard C22.2 No. 42	