

DS2020 DRIVE WITH COMBITRONIC™ CAPABILITY



SYSTEMS GUIDE

PRODUCT OVERVIEW

The name Moog is strongly associated with brushless servo motors and servo drives — offering the highest dynamics, power density and reliability. These products are designed as a system to deliver superior servo performance. Moog offers a broad range of standard, as well as custom, solutions to meet your unique requirements. Moog brushless servo motors and drives are found on a variety of applications; especially where dynamics, compact size and reliability are important.

Compact Dynamic Brushless Servo Motors

Moog's Compact Dynamic Brushless Servo Motors (CD Series) are electronically commutated synchronous AC motors with permanent magnet field excitation. The CD Series Servo Motors are designed for highly dynamic servo applications where positioning times of 30 msec or less are often the norm. The CD Series offers one of the industry's widest power ranges with standard models available at continuous torque ratings from 0.15 to 72 Nm (1.4 to 638 in-lb). The modular design is supported by a variety of options with Moog's application staff capable of supplying fully customized solutions.

The wide range of Moog servo motors, combined with the ability to seamlessly integrate with existing infrastructure, reduces the need for redesign, limits cost and improves space utilization.

The CD Series Servo Motors are available with the following options:

- Cooling options natural and fan cooling
- Integral holding brakes
- Various connector options
- Plain or slot and key type shafts
- Teflon™ shaft seal (IP67 sealing)

Single-axis, Stand-alone Drives

The DS2020 is a single-axis, stand-alone, servo drive, specifically designed with extremely compact dimensions for significant space saving. It features 24 kW of output power in sizes L50, L75 and L85 (with widths of 50 mm, 75 mm and 85 mm, respectively), and 16 kHz of internal loop refresh time for an efficient control. Available with current ratings from 2 to 24 Arms, continuous, and 4 to 48 Arms, peak, the DS2020 Combitronic™ can be easily tailored to meet any application requirement with different feedback and fieldbus interfaces.

The DS2020 Combitronic™ Servo Drive is designed to control synchronous brushless or asynchronous motors and is compatible with various feedback systems.

Typical advantages of the DS2020 Combitronic™ Drive include:

- High precision and top dynamics
- Significant space saving during installation
- Personalized functionalities and highly flexible configurations
- Quick, precise movements



CD Series Servo Motor



DS2020 Combitronic™ Servo Drive



Combitronic™ Technology

High speed transparent communications over CAN Bus

Combitronic™ is a protocol that operates over a standard “CAN” (Controller Area Network) interface and was developed by Moog Animatics. It may coexist with either CANopen or DeviceNet™ protocols at the same time. Unlike these common protocols however, Combitronic™ requires no single dedicated master to operate. Each Integrated servo connected to the same network communicates on an equal footing, sharing all information, and therefore, sharing all processing resources. Combitronic communications operate over a standard “CAN” interface, the same basic hardware used in most automobiles as well as in familiar industrial networks such as CANopen and DeviceNet™. Unlike these common control networks, however, Combitronic has no master or slave.

Combitronic™ technology allows any SmartMotor™ servo's program to read from, write to, or control any other SmartMotor or DS2020 Combitronic system simply by tagging a local variable or command with the other motor's CAN address. All SmartMotor™ units become one multi-tasking, data-sharing system without writing a single line of communications code or requiring detailed knowledge of the CAN protocol. The only prerequisite is to have matched baud rates and unique addresses.

Combitronic protocol features:

- 120 axis node count
- 1 MHz bandwidth

- No master required
- No scan list or node list set up required
- All nodes have full read/write access to all other nodes

Combitronic technology provides the following design and advantages:

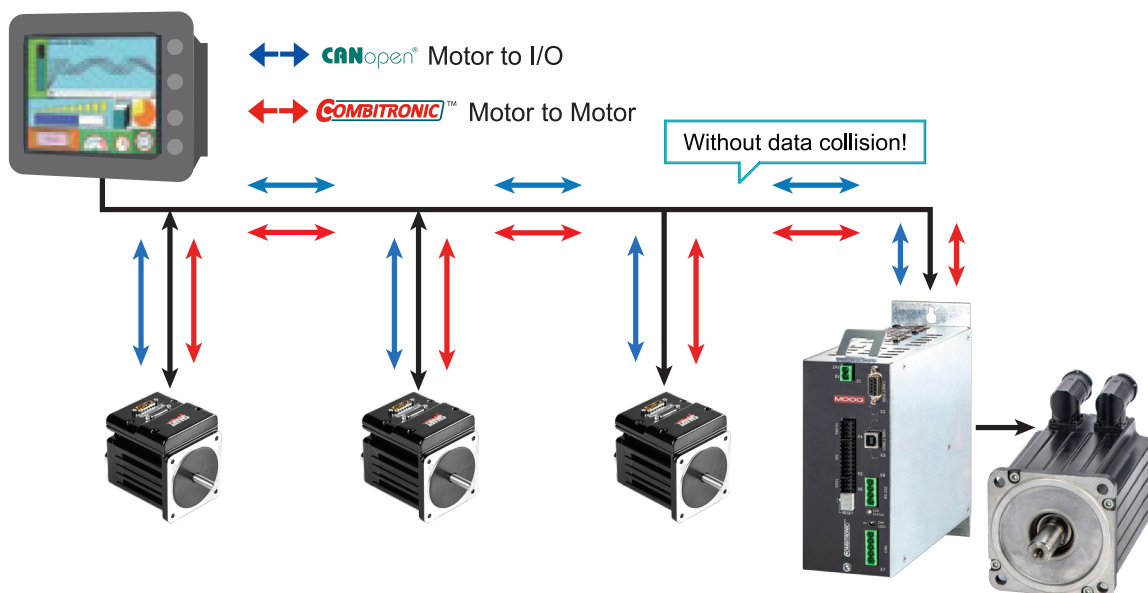
Reduced Size: Compressing the controls into the motors themselves reduces or eliminates the control cabinet, making the machine much smaller.

Reduced Cost: Fewer components and no cabinet cut costs dramatically.

Reduced Development Time: Fewer components to specify, purchase, learn and mount make for dramatically reduced development cycles, getting to market faster, generating revenue sooner and producing a compelling competitive advantage.

Reduced Field Service: Machine repair moves from debugging a cabinet full of wires and controls, to a simple component swap of motors and standard cables.

Reduced Down-Time: Keeping component spares on-hand can virtually eliminate down-time. A traditional control can only be debugged in the cabinet while the machine is down and the factory processes stopped. An Integrated Motor or simple “Y” cable can be swapped out immediately. The faulty component can be debugged, or simply sent back to the manufacturer for analysis and repair — while the machine continues to produce.



CANopen is a registered trademarks of the CAN in Automation User's Group.
 DeviceNet is a registered trademarks of ODVA INC.
 EtherCAT is a registered trademark and patented technology, licensed by Beckhoff Automation GmbH.

Servo Drives

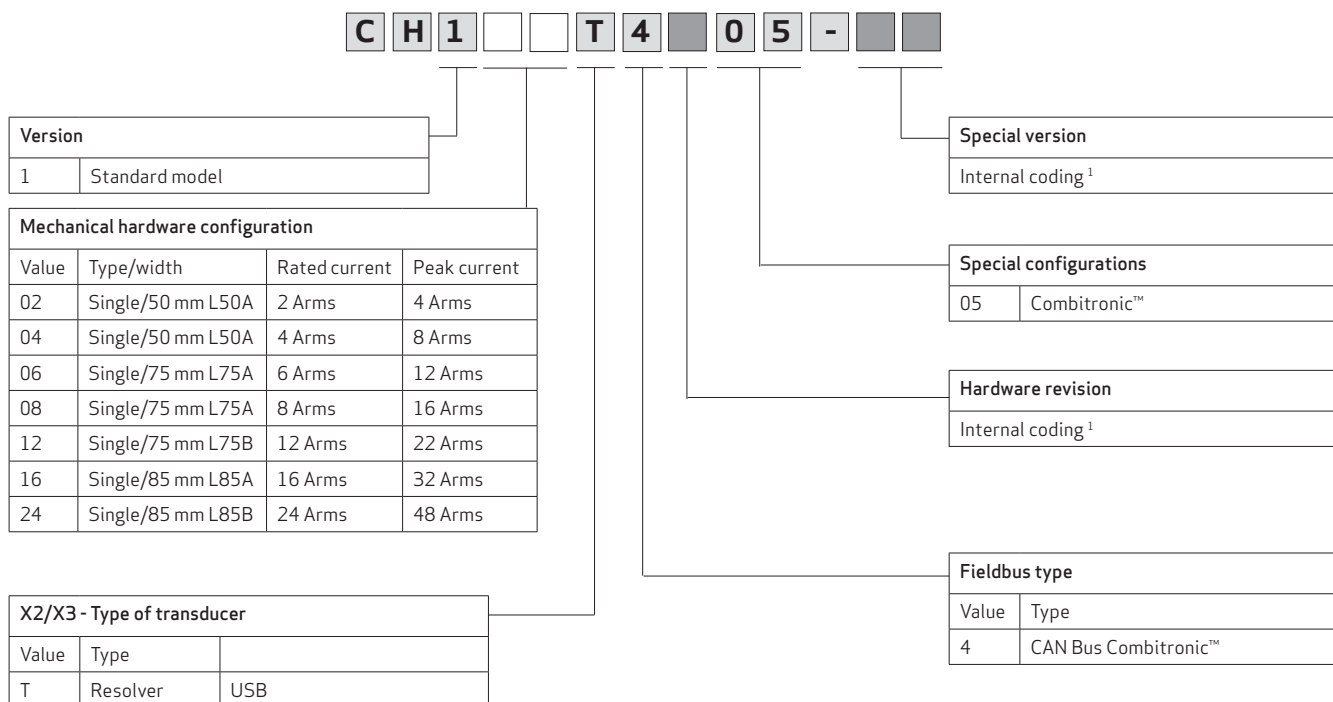
AC supply voltage ratings from 120 VAC to 480 VAC +/- 10%, standard motor break interface				
Drive Model	Nominal Current	Peak Current	Code	Description
DS2020 02/04	2 Arms	4 Arms	CH1 02 T 4 A 05-00	Resolver, USB, CAN Bus Combitronic, 50 mm
DS2020 04/08	4 Arms	8 Arms	CH1 04 T 4 A 05-00	Resolver, USB, CAN Bus Combitronic, 50 mm
DS2020 06/12	6 Arms	12 Arms	CH1 06 T 4 A 05-00	Resolver, USB, CAN Bus Combitronic, 75 mm
DS2020 08/16	8 Arms	16 Arms	CH1 08 T 4 A 05-00	Resolver, USB, CAN Bus Combitronic, 75 mm
DS2020 12/22	12 Arms	22 Arms	CH1 12 T 4 A 05-00	Resolver, USB, CAN Bus Combitronic, 75 mm
Connector kit: KITDS2020-R1				
Drive Model	Nominal Current	Peak Current	Code	Description
DS2020 16/32	16 Arms	32 Arms	CH1 16 T 4 A 05-00	Resolver, USB, CAN Bus Combitronic, 85 mm
DS2020 24/48	24 Arms	48 Arms	CH1 24 T 4 A 05-00	Resolver, USB, CAN Bus Combitronic, 85 mm
Connector kit: KITDS2020-R2				

Notes: DS2020 suggested drive size selected to use the motor at peak torque; further optimization can be obtained according to each application needs. DS2020 can be used at 220 VAC and 400/480 VAC, three phases, without code variation. Other models are available on special request, please contact Moog for details.

Mechanical Data	L50	L75	L85	Electrical data	L50	L75	L85
Weight [Kg]	1,493	2,344	5,633	AC supply voltage	From 120 VAC to 480 VAC +/- 10 %		
Height [mm]	215		355	Control Power voltage	24 VDC +/- 10 %		
Depth [mm]	199.4		243,2	Cooling	Forced air from internal fans		

Notes: Electrical protections are provided with thermal readings of the heat sink temperature, and estimated temperatures of the power module junction; insufficient voltages (under voltage) or excessive voltages (over voltage) are also detected.

Servo Drive Part Numbering System



Servo Motors

Note: Always refer to the following tables and Servo Motor Part Numbering System (page 7) for ordering compatible motors.

CD Motor (FASG) (220 VAC motors)					
Motor Code	Nominal Stall Torque	Nominal Speed	Nominal Power	Description	Suggested Drive Model
G-2-M2-080-00-00-01-00	0.24 Nm	8.000 rpm	150 W	Resolver, no brake	DS2020 02/04
G-2-M4-074-00-00-01-00	0.48 Nm	7.400 rpm	260 W	Resolver, no brake	DS2020 02/04
G-2-M6-065-00-00-01-00	1.00 Nm	6.500 rpm	470 W	Resolver, no brake	DS2020 04/08
G-2-M8-050-00-00-01-00	2.02 Nm	5.000 rpm	830 W	Resolver, no brake	DS2020 06/12
G-2-M2-080-01-00-01-00	0.24 Nm	8.000 rpm	150 W	Resolver, brake (*)	DS2020 02/04
G-2-M4-074-01-00-01-00	0.48 Nm	7.400 rpm	260 W	Resolver, brake (*)	DS2020 02/04
G-2-M6-065-01-00-01-00	1.00 Nm	6.500 rpm	470 W	Resolver, brake (*)	DS2020 04/08
G-2-M8-050-01-00-01-00	2.02 Nm	5.000 rpm	830 W	Resolver, brake (*)	DS2020 06/12
(*) Small brake option (1 Nm). 55 mm flange					
Motor Code	Nominal Stall Torque	Nominal Speed	Nominal Power	Description	Suggested Drive Model
G-3-M2-072-00-00-01-00	0.62 Nm	7.200 rpm	430 W	Resolver, no brake	DS2020 02/04
G-3-M4-060-00-00-01-00	1.64 Nm	6.000 rpm	890 W	Resolver, no brake	DS2020 04/08
G-3-M6-041-00-00-01-00	2.58 Nm	4.100 rpm	1010 W	Resolver, no brake	DS2020 06/12
G-3-M8-034-00-00-01-00	3.94 Nm	3.400 rpm	1290 W	Resolver, no brake	DS2020 08/16
G-3-M2-072-01-00-01-00	0.62 Nm	7.200 rpm	430 W	Resolver, brake (*)	DS2020 02/04
G-3-M4-060-01-00-01-00	1.64 Nm	6.000 rpm	890 W	Resolver, brake (*)	DS2020 04/08
G-3-M6-041-01-00-01-00	2.58 Nm	4.100 rpm	1010 W	Resolver, brake (*)	DS2020 06/12
G-3-M8-034-01-00-01-00	3.94 Nm	3.400 rpm	1290 W	Resolver, brake (*)	DS2020 08/16
(*) Small brake option (2.0 Nm), larger brake option available (4.5 Nm). 70 mm flange					
Motor Code	Nominal Stall Torque	Nominal Speed	Nominal Power	Description	Suggested Drive Model
G-4-M2-070-00-00-01-00	1.52 Nm	7.000 rpm	880 W	Resolver, no brake	DS2020 04/08
G-4-M4-055-00-00-01-00	2.66 Nm	5.500 rpm	1150 W	Resolver, no brake	DS2020 06/12
G-4-M6-042-00-00-01-00	4.74 Nm	4.200 rpm	1550 W	Resolver, no brake	DS2020 12/22
G-4-M8-035-00-00-01-00	8.31 Nm	3.500 rpm	2080 W	Resolver, no brake	DS2020 16/32
G-4-M9-026-00-00-01-00	11.33 Nm	2.600 rpm	2380 W	Resolver, no brake	DS2020 16/32
G-4-M2-070-01-00-01-00	1.52 Nm	7.000 rpm	880 W	Resolver, brake (*)	DS2020 04/08
G-4-M4-055-01-00-01-00	2.66 Nm	5.500 rpm	1150 W	Resolver, brake (*)	DS2020 06/12
G-4-M6-042-01-00-01-00	4.74 Nm	4.200 rpm	1550 W	Resolver, brake (*)	DS2020 12/22
G-4-M8-035-01-00-01-00	8.31 Nm	3.500 rpm	2080 W	Resolver, brake (*)	DS2020 16/32
G-4-M9-026-01-00-01-00	11.33 Nm	2.600 rpm	2380 W	Resolver, no brake	DS2020 16/32
(*) Small brake option (9.0 Nm), larger brake option available (14 Nm). 100 mm flange					

Resolver cable: CBLCD-RES-FL-xM (x= length in meters)

Power cable: CBLCD-PWR1-FL-xM (x= length in meters)

Note: Other models are available on special request, please contact Moog for details.

Servo Motors

Note: Always refer to the following tables and Servo Motor Part Numbering System (page 7) for ordering compatible motors.

CD Motor (FASG) (400 VAC motors)					
Motor Code	Nominal Stall Torque	Nominal Speed	Nominal Power	Description	Suggested Drive Model
G-2-V2-090-00-00-01-00	0.26 Nm	9.000 rpm	170 W	Resolver, no brake	DS2020 02/04
G-2-V4-075-00-00-01-00	0.51 Nm	7.500 rpm	270 W	Resolver, no brake	DS2020 02/04
G-2-V6-075-00-00-01-00	0.88 Nm	7.500 rpm	410 W	Resolver, no brake	DS2020 04/08
G-2-V8-060-00-00-01-00	1.79 Nm	6.000 rpm	770 W	Resolver, no brake	DS2020 04/08
G-2-V2-090-01-00-01-00	0.26 Nm	9.000 rpm	170 W	Resolver, brake (*)	DS2020 02/04
G-2-V4-075-01-00-01-00	0.51 Nm	7.500 rpm	270 W	Resolver, brake (*)	DS2020 02/04
G-2-V6-075-01-00-01-00	0.88 Nm	7.500 rpm	410 W	Resolver, brake (*)	DS2020 04/08
G-2-V8-060-01-00-01-00	1.79 Nm	6.000 rpm	770 W	Resolver, brake (*)	DS2020 04/08
(*) Small brake option (1 Nm). 55 mm flange					
Motor Code	Nominal Stall Torque	Nominal Speed	Nominal Power	Description	Suggested Drive Model
G-3-V2-110-00-00-01-00	0.55 Nm	11.000 rpm	510 W	Resolver, no brake	DS2020 02/04
G-3-V4-080-00-00-01-00	1.44 Nm	8.000 rpm	910 W	Resolver, no brake	DS2020 04/08
G-3-V6-045-00-00-01-00	2.26 Nm	4.500 rpm	950 W	Resolver, no brake	DS2020 04/08
G-3-V8-044-00-00-01-00	3.46 Nm	4.400 rpm	1380 W	Resolver, no brake	DS2020 06/12
G-3-V2-110-01-00-01-00	0.55 Nm	11.000 rpm	510 W	Resolver, brake (*)	DS2020 02/04
G-3-V4-080-01-00-01-00	1.44 Nm	8.000 rpm	910 W	Resolver, brake (*)	DS2020 04/08
G-3-V6-045-01-00-01-00	2.26 Nm	4.500 rpm	950 W	Resolver, brake (*)	DS2020 04/08
G-3-V8-044-01-00-01-00	3.46 Nm	4.400 rpm	1380 W	Resolver, brake (*)	DS2020 06/12
(*) Small brake option (2.0 Nm), larger brake option available (4.5 Nm). 70 mm flange					
Motor Code	Nominal Stall Torque	Nominal Speed	Nominal Power	Description	Suggested Drive Model
G-4-V2-080-00-00-01-00	1.25 Nm	8.000 rpm	760 W	Resolver, no brake	DS2020 04/08
G-4-V4-055-00-00-01-00	2.31 Nm	5.500 rpm	1000 W	Resolver, no brake	DS2020 06/12
G-4-V6-042-00-00-01-00	4.01 Nm	4.200 rpm	1300 W	Resolver, no brake	DS2020 08/16
G-4-V8-035-00-00-01-00	6.85 Nm	3.500 rpm	1690 W	Resolver, no brake	DS2020 12/22
G-4-V9-028-00-00-01-00	9.13 Nm	2.800 rpm	1940 W	Resolver, no brake	DS2020 16/32
G-4-V2-080-01-00-01-00	1.25 Nm	8.000 rpm	760 W	Resolver, brake (*)	DS2020 04/08
G-4-V4-055-01-00-01-00	2.31 Nm	5.500 rpm	1000 W	Resolver, brake (*)	DS2020 06/12
G-4-V6-042-01-00-01-00	4.01 Nm	4.200 rpm	1300 W	Resolver, brake (*)	DS2020 08/16
G-4-V8-035-01-00-01-00	6.85 Nm	3.500 rpm	1690 W	Resolver, brake (*)	DS2020 12/22
G-4-V9-028-01-00-01-00	9.13 Nm	2.800 rpm	1940 W	Resolver, no brake	DS2020 16/32
(*) Small brake option (9.0 Nm), larger brake option available (14 Nm). 100 mm flange					

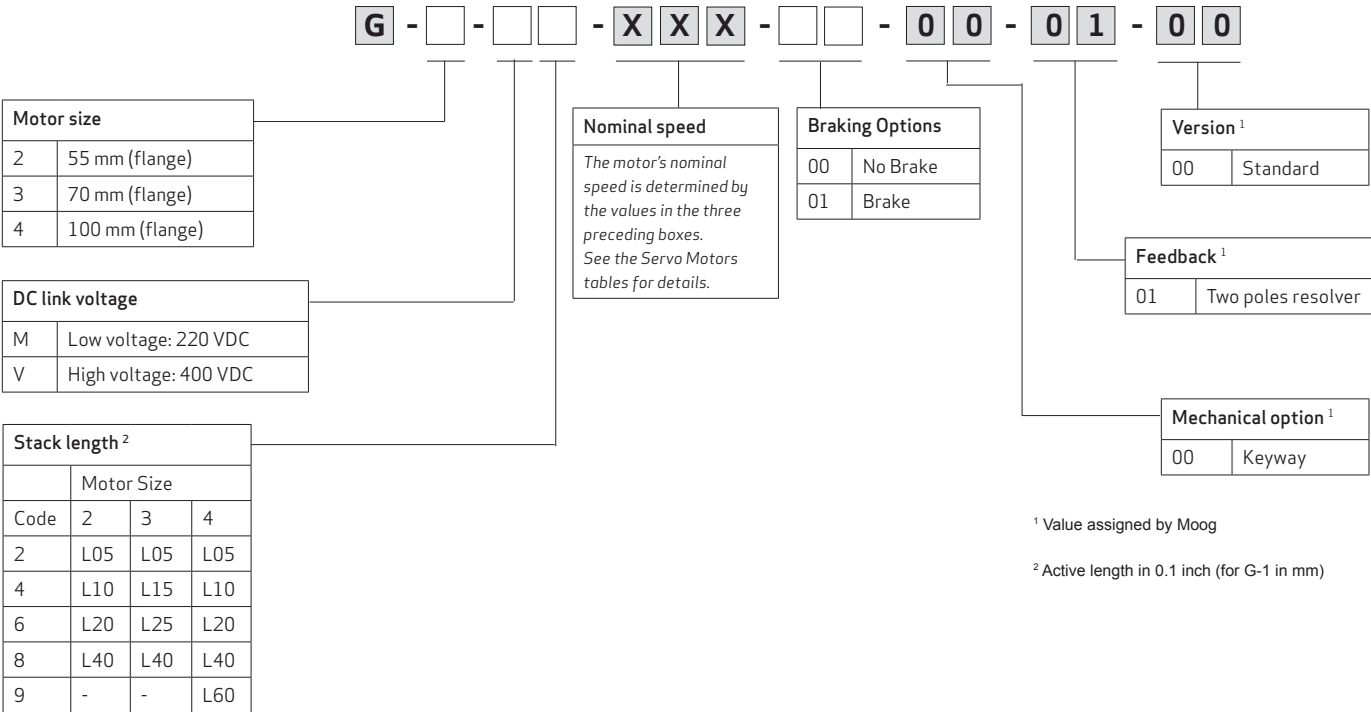
Resolver cable: CBLCD-RES-FL-xM (x= length in meters)

Power cable: CBLCD-PWR1-FL-xM (x= length in meters)

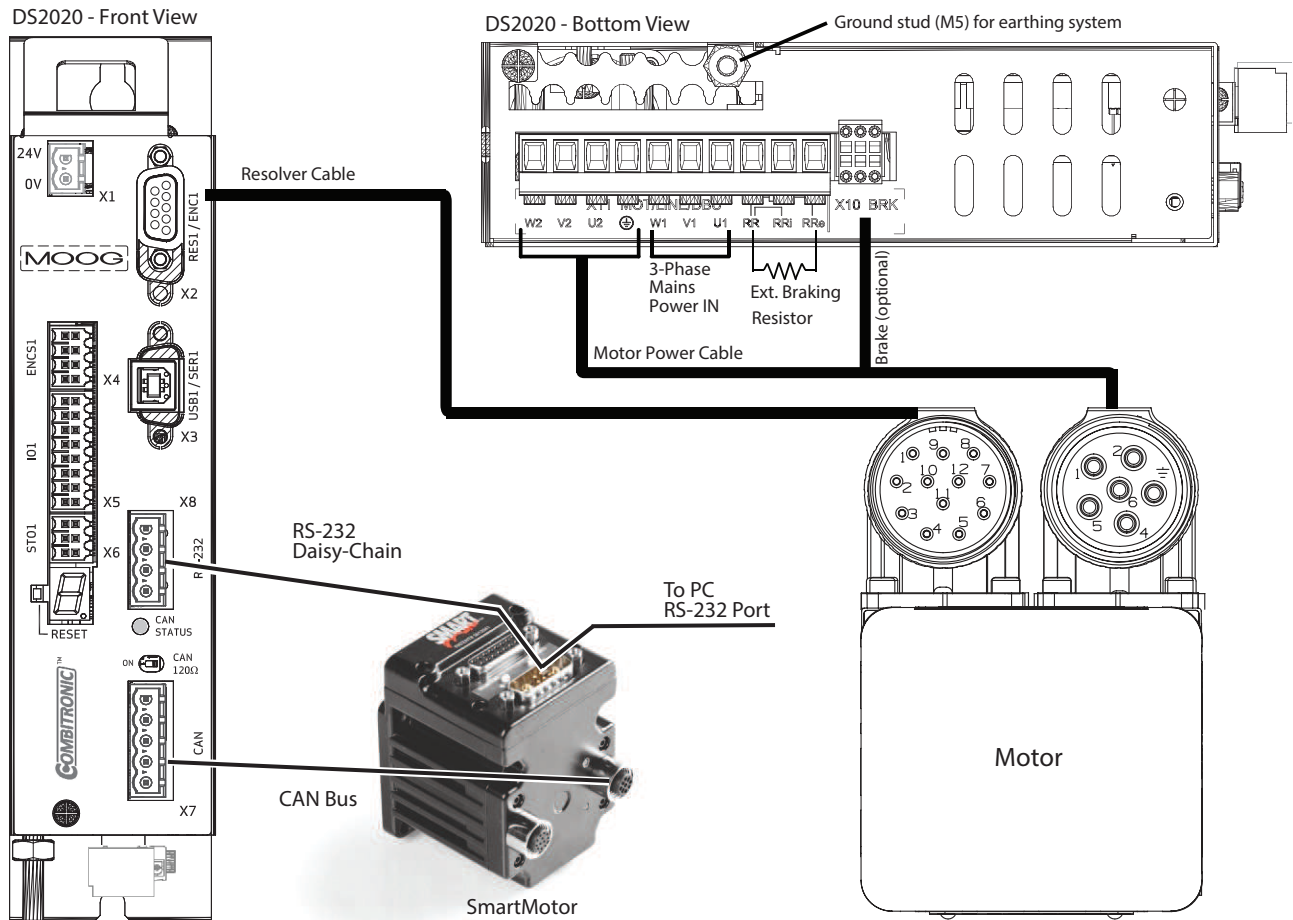
Note: Other models are available on special request, please contact Moog for details.

Servo Motor Part Numbering System

Note: Always refer to the following tables and Servo Motor tables (pages 5 and 6) for ordering compatible motors.



DS2020 Combitronic/Motor System Diagram



TAKE A CLOSER LOOK

Moog Animatics, a sub-brand of Moog Inc. since 2011, is a global leader in integrated automation solutions. With over 30 years of experience in the motion control industry, the company has U.S. operations and international offices in Germany and Japan as well as a network of Automation Solution Providers worldwide.

Americas - West
Moog Animatics
2581 Leghorn Street
Mountain View, CA 94043
United States

Americas - East
Moog Animatics
1995 NC Hwy 141
Murphy, NC 28906
United States

Europe
Moog GmbH
Memmingen Branch
Allgaeustr. 8a
87766 Memmingerberg
Germany

Asia
Moog Animatics
Kichijoji Nagatani City Plaza 405
1-20-1, Kichijojihoncho
Musashino-city, Tokyo 180-0004
Japan

Tel: +1 650-960-4215
Email: animatics_sales@moog.com

Tel: +49 8331 98 480-0
Email: info.mm@moog.com

Tel: +81 (0)422 201251
Email: mcg.japan@moog.com

For product information, visit **www.animatics.com**

For more information or the office nearest you, email **animatics_sales@moog.com**

Moog is a registered trademark of Moog Inc. and its subsidiaries.
All trademarks as indicated herein are the property of Moog Inc. and its subsidiaries.
©2021 Moog Inc. All rights reserved. All changes are reserved.

Moog DS2020 Drive With Combitronic Capability - Systems Guide
MS3340, rev. 3 02/21