

CURRENT TRANSFORMERS

Instrumentation and metering transformers



Donut Style

Foot Mounted

Ordering Information

DONUT MODEL	WINDOW	CURRENT RATIO
CT-0050-D10	1.0"	50:5
CT-0075-D10	1.0"	75:5
CT-0100-D10	1.0"	100:5
CT-0150-D10	1.0"	150:5
CT-0200-D10	1.0"	200:5
CT-0300-D10	1.0"	300:5
CT-0200-D20	2.0"	200:5
CT-0300-D20	2.0"	300:5
CT-0400-D20	2.0"	400:5
CT-0500-D20	2.0"	500:5

FOOTED MODEL	WINDOW	CURRENT RATIO
CT-0050-F10	1.0"	50:5
CT-0100-F10	1.0"	100:5
CT-0150-F10	1.0"	150:5
CT-0200-F10	1.0"	200:5
CT-0300-F10	1.0"	300:5
CT-1200-F15	1.5"	1200:5
CT-0150-F20	2.0"	150:5
CT-0200-F20	2.0"	200:5
CT-0300-F20	2.0"	300:5
CT-0400-F20	2.0"	400:5
CT-0600-F20	2.0"	600:5
CT-0400-F30	3.0"	400:5
CT-0800-F30	3.0"	800:5

Description

Littelfuse offers a wide array of instrument rated current transformers in 1-3 inch diameter opening.

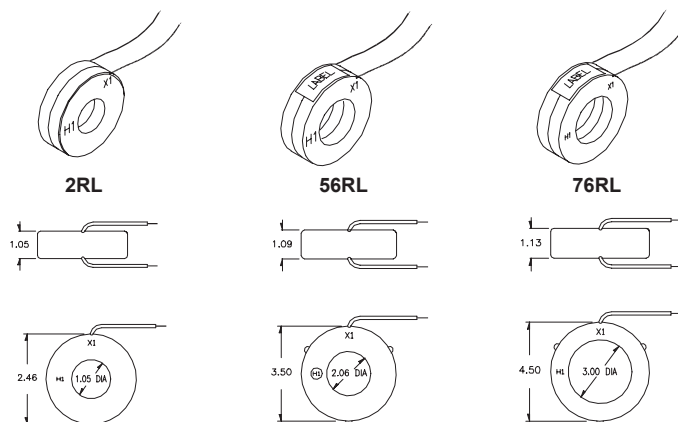
Voltage class: 600V

BIL rating: 10kV

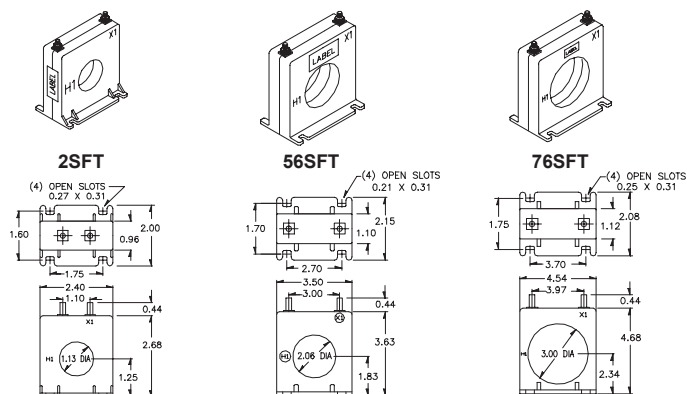
Certification: cURus (WICC File E100575)

Dimensional Drawing

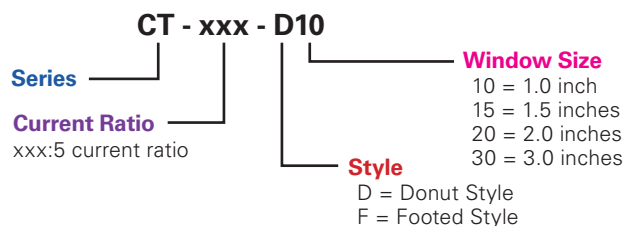
DONUT STYLE



FOOT MOUNTED WITH BRASS TERMINALS



Part Numbering System



Disclaimer Notice – Information furnished is believed to be accurate and reliable. However, users should independently evaluate the suitability of and test each product selected for their own applications. Littelfuse products are not designed for, and may not be used in, all applications. Read complete Disclaimer Notice at www.littelfuse.com/product-disclaimer.