



NAN Series

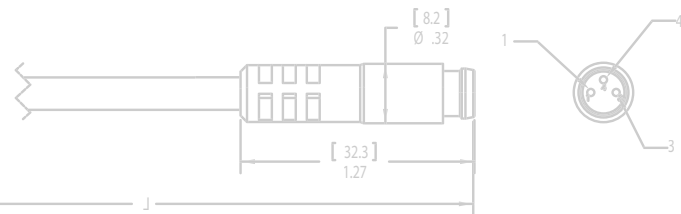
M8 Series

Over-Molded Cordsets | Receptacles | Field Wireables | Accessories

The M8 (NAN-series) is often referred to as a “pico” or “nano” connector. The small size makes it the perfect choice when space is limited. The M8 is commonly used with many of the miniature proximity, hall-effect and photo-electric sensors. The NAN series is available in 2 different versions; snap-on (available in 3, 4 and 6 pole) and thread-on (available in 3 and 4 pole). Male connectors in this series can be used to mate with both the snap-on and threaded female connectors. The male has threads and the small snap ring. Both snap-on and thread-on versions have the same water tight specifications (IP67) as well as the same voltage and amperage rating. It is simply customer preference as to which one suits their needs.

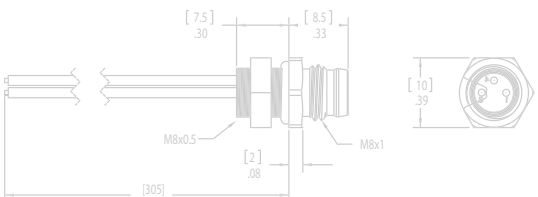
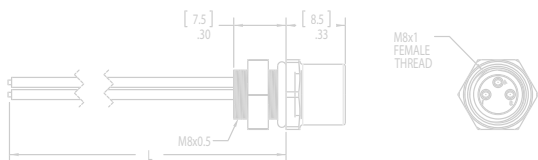
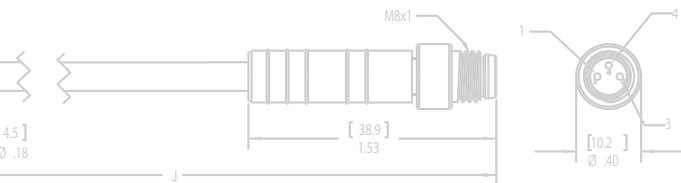
Snap-on Version

A snap-on connector is simply pushed onto the mating part and an audible snap can be heard as they lock together.



Thread-on Version

The thread-on is similar to the MIN-Series and Micro series in that there is a threaded coupling nut which is tightened when mating.



NAN (M8) Series



Contents

Cordsets

Part Number Matrix	J-3
Snap-On	
Straight	J-4 ~ J-5
Right Angle	J-5
With LEDs	J-9
Thread-On	
Straight	J-6 ~ J-7
Right Angle	J-7
Double Ended	J-8
With LEDs	J-9

Field Wireable Plugs J-10 ~ J-11

Cordset Accessories

Raw Cables	J-12
------------	------

Receptacles

Part Number Matrix	J-13
Index	J-14
Front Mount	J-15
Back Mount	J-15
PCB Back Mount	J-16



NAN (M8) Series Cordsets

NAN Series Cordset Part Number Matrix



Not all options available with all cordsets, please consult factory.

NAN - - - - -

Cable Type

Blank = PVC
P = PUR

Connection Style

Blank = Snap-On
T = Thread-On

Transistor Type

PNP
NPN

R/A or Straight

Blank = Straight *
R = Right Angle **

* Unless the Connector Configuration is MFRP or MRFP
** If single ended cable, right angle connector to flying leads
If double ended cable, right angle on both connectors

Number of Conductors

3
4
6

Connector Configuration

MP = Male Plug
FP = Female Plug
MFP = Male / Female Extension
MFRP = Male Straight / Female Right Angle
MRFP = Male Right Angle / Female Straight

Length in Meters

1M
2M
4M
5M
6M
10M
15M

Other lengths are available by request.

J

NAN (M8) Series




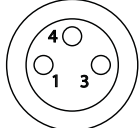

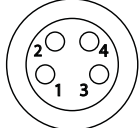
NAN (M8) Series Snap-On Cordsets

3 & 4 Conductor NAN Series Cordsets, 24AWG



Straight/Right Angle Male Cordsets | Snap-On Style | 60 Volt, 3 amps | IP67 Rating



Snap-On Style: Male Straight Plugs					
Connector Body Style	Part Number	Cables	Features	Color Code	Faceview
	NAN-3MP-**	Black PVC AWM 3 X 24 AWG 60V, 3A -40°C to +105°C 4.5mm OD	Industry Standard PVC	1. Brown 2. Not Used 3. Blue 4. Black	
	NANP-3MP-**	Black PUR AWM 3 X 24 AWG 60V, 3A -40°C to +80°C 4.5mm OD	Oil and Cutting Fluid Resistant Cut Resistant PUR		
	NAN-4MP-**	Black PVC AWM 4 X 24 AWG 60V, 3A -40°C to +105°C 4.5mm OD	Industry Standard PVC	1. Brown 2. White 3. Blue 4. Black	
	NANP-4MP-**	Black PUR AWM 4 X 24 AWG 60V, 3A -40°C to +80°C 4.5mm OD	Oil and Cutting Fluid Resistant Cut Resistant PUR		

** Lengths in meters. Standard cable lengths are 1, 2, 4, 5, 6, 10 & 15 meters. Consult factory for other lengths.

J

NAN (M8) Series



NAN (M8) Series Snap-On Cordsets

3 & 4 Conductor NAN Series Cordsets, 24AWG



Straight/Right Angle Female Cordsets | Snap-On Style | 60 Volt, 3 amps | IP67 Rating



Snap-On Style: Female Straight Plugs					
Connector Body Style	Part Number	Cables	Features	Color Code	Faceview
	NAN-3FP-**	Black PVC AWM 3 X 24 AWG 60V, 3A -40°C to +105°C 4.5mm OD	Industry Standard PVC	1. Brown 2. Not Used 3. Blue 4. Black	
	NANP-3FP-**	Black PUR AWM 3 X 24 AWG 60V, 3A -40°C to +80°C 4.5mm OD	Oil and Cutting Fluid Resistant Cut Resistant PUR		
	NAN-4FP-**	Black PVC AWM 4 X 24 AWG 60V, 3A -40°C to +105°C 4.5mm OD	Industry Standard PVC	1. Brown 2. White 3. Blue 4. Black	
	NANP-4FP-**	Black PUR AWM 4 X 24 AWG 60V, 3A -40°C to +80°C 4.5mm OD	Oil and Cutting Fluid Resistant Cut Resistant PUR		
Snap-On Style: Female Right Angle Plugs					
	NAN-3FP-**-R	Black PVC AWM 3 X 24 AWG 60V, 3A -40°C to +105°C 4.5mm OD	Industry Standard PVC	1. Brown 2. Not Used 3. Blue 4. Black	
	NANP-3FP-**-R	Black PUR AWM 3 X 24 AWG 60V, 3A -40°C to +80°C 4.5mm OD	Oil and Cutting Fluid Resistant Cut Resistant PUR		
	NAN-4FP-**-R	Black PVC AWM 4 X 24 AWG 60V, 3A -40°C to +105°C 4.5mm OD	Industry Standard PVC	1. Brown 2. White 3. Blue 4. Black	
	NANP-4FP-**-R	Black PUR AWM 4 X 24 AWG 60V, 3A -40°C to +80°C 4.5mm OD	Oil and Cutting Fluid Resistant Cut Resistant PUR		

** Lengths in meters. Standard cable lengths are 1, 2, 4, 5, 6, 10 & 15 meters. Consult factory for other lengths.

J

NAN (M8) Series


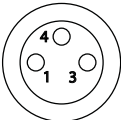

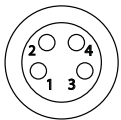

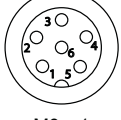
NAN (M8) Series Thread-On Cordsets

3, 4 & 6 Conductor NAN Series Cordsets, 24/26AWG



Straight/Right Angle Male Cordsets | Thread-On Style | 60 Volt, 3 amps | IP67 Rating

J
NAN (M8) Series

Thread-On Style: Male Straight Plugs					
Connector Body Style	Part Number	Cables	Features	Color Code	Faceview
	NAN-T-3MP-**-	Black PVC AWM 3 X 24 AWG 60V, 3A -40°C to +105°C 4.5mm OD	Industry Standard PVC	1. Brown 2. Not Used 3. Blue 4. Black	 M8 x 1
	NANP-T-3MP-**-	Black PUR AWM 3 X 24 AWG 60V, 3A -40°C to +80°C 4.5mm OD	Oil and Cutting Fluid Resistant Cut Resistant PUR		
	NAN-T-4MP-**-	Black PVC AWM 4 X 24 AWG 60V, 3A -40°C to +105°C 4.5mm OD	Industry Standard PVC	1. Brown 2. White 3. Blue 4. Black	 M8 x 1
	NANP-T-4MP-**-	Black PUR AWM 4 X 24 AWG 60V, 3A -40°C to +80°C 4.5mm OD	Oil and Cutting Fluid Resistant Cut Resistant PUR		
	NAN-T-6MP-**-	Black PVC AWM 6 X 26 AWG 60V, 3A -40°C to +105°C 4.5mm OD	Industry Standard PVC	1. Brown 2. White 3. Blue 4. Black 5. Gray 6. Pink	 M8 x 1

** Lengths in meters. Standard cable lengths are 1, 2, 4, 5, 6, 10 & 15 meters. Consult factory for other lengths.

Standard coupling nut is nickel plated brass, for stainless steel coupling nut add a "-SS" suffix. (e.g. NAN-T-4MP-1M becomes NAN-T-4MP-1M-SS)




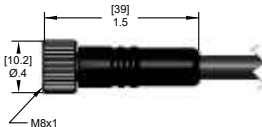
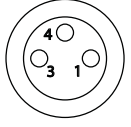
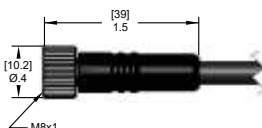
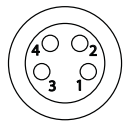
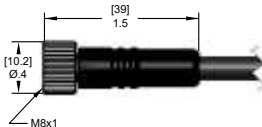
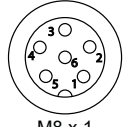
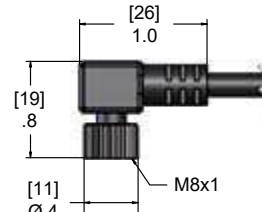
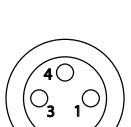
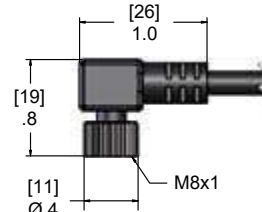

NAN (M8) Series Thread-On Cordsets

3, 4 & 6 Conductor NAN Series Cordsets, 24/26AWG



Straight/ Right Angle Female Cordsets | Thread-On Style | 60 Volt, 3 amps | IP67 Rating



Thread-On Style: Female Straight Plugs					
Connector Body Style	Part Number	Cables	Features	Color Code	Faceview
	NAN-T-3FP-**-	Black PVC AWM 3 X 24 AWG 60V, 3A -40°C to +105°C 4.5mm OD	Industry Standard PVC	1. Brown 2. Not Used 3. Blue 4. Black	 M8 x 1
	NANP-T-3FP-**-	Black PUR AWM 3 X 24 AWG 60V, 3A -40°C to +80°C 4.5mm OD	Oil and Cutting Fluid Resistant Cut Resistant PUR		
	NAN-T-4FP-**-	Black PVC AWM 4 X 24 AWG 60V, 3A -40°C to +105°C 4.5mm OD	Industry Standard PVC	1. Brown 2. White 3. Blue 4. Black	 M8 x 1
	NANP-T-4FP-**-	Black PUR AWM 4 X 24 AWG 60V, 3A -40°C to +80°C 4.5mm OD	Oil and Cutting Fluid Resistant Cut Resistant PUR		
	NAN-T-6FP-**-	Black PVC AWM 6 X 26 AWG 60V, 3A -40°C to +105°C 4.5mm OD	Industry Standard PVC	1. Brown 2. White 3. Blue 4. Black 5. Gray 6. Pink	 M8 x 1
Thread-On Style: Female Right Angle Plugs					
	NAN-T-3FP-**-R	Black PVC AWM 3 X 24 AWG 60V, 3A -40°C to +105°C 4.5mm OD	Industry Standard PVC	1. Brown 2. Not Used 3. Blue 4. Black	 M8 x 1
	NANP-T-3FP-**-R	Black PUR AWM 3 X 24 AWG 60V, 3A -40°C to +80°C 4.5mm OD	Oil and Cutting Fluid Resistant Cut Resistant PUR		
	NAN-T-4FP-**-R	Black PVC AWM 4 X 24 AWG 60V, 3A -40°C to +105°C 4.5mm OD	Industry Standard PVC	1. Brown 2. White 3. Blue 4. Black	 M8 x 1
	NANP-T-4FP-**-R	Black PUR AWM 4 X 24 AWG 60V, 3A -40°C to +80°C 4.5mm OD	Oil and Cutting Fluid Resistant Cut Resistant PUR		

** Lengths in meters. Standard cable lengths are 1, 2, 4, 5, 6, 10 & 15 meters. Consult factory for other lengths.

Standard coupling nut is nickel plated brass, for stainless steel coupling nut add a "-SS" suffix. (e.g. NAN-T-4FP-1M becomes NAN-T-4FP-1M-SS)



NAN (M8) Series Thread-On Cordsets

3, 4 & 6 Conductor NAN Series Cordsets, 24/26AWG




Double Ended Cordsets | Thread-On Style | 60 Volt, 3 amps | IP67 Rating



Male Faceview	Part Number	Cables	Features	Color Code	Female Faceview
 M8 x 1	NAN-T-3MFP-**	Black PVC AWM 3 X 24 AWG 60V, 3A -40°C to +105°C 4.5mm OD	Industry Standard PVC	1. Brown 2. Not Used 3. Blue 4. Black	 M8 x 1
	NANP-T-3MFP-**	Black PUR AWM 3 X 24 AWG 60V, 3A -40°C to +80°C 4.5mm OD	Oil and Cutting Fluid Resistant Cut Resistant PUR		
 M8 x 1	NAN-T-4MFP-**	Black PVC AWM 4 X 24 AWG 60V, 3A -40°C to +105°C 4.5mm OD	Industry Standard PVC	1. Brown 2. White 3. Blue 4. Black	 M8 x 1
	NANP-T-4MFP-**	Black PUR AWM 4 X 24 AWG 60V, 3A -40°C to +80°C 4.5mm OD	Oil and Cutting Fluid Resistant Cut Resistant PUR		
 M8 x 1	NAN-T-6MFP-**	Black PVC AWM 6 X 26 AWG 60V, 3A -40°C to +105°C 4.5mm OD	Industry Standard PVC	1. Brown 2. White 3. Blue 4. Black 5. Gray 6. Pink	 M8 x 1

** Lengths in meters. Standard cable lengths are 1, 2, 4, 5, 6, 10 & 15 meters. Consult factory for other lengths.

Standard coupling nut is nickel plated brass, for stainless steel coupling nut add a "SS" suffix. (e.g. NAN-T-4MFP-1M becomes NAN-T-4MFP-1M-SS)



Male - Female Extension Cable



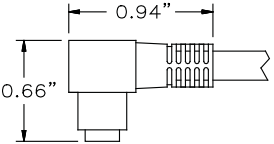
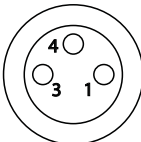
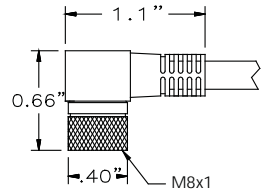
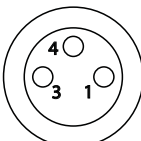
NAN (M8) Series Cordsets with LEDs

3 Conductor NAN Series Cordsets, 24AWG



Right Angle Female Connectors | Snap-On/Thread-On Style | 30 VDC, 4 amps | IP67 Rating

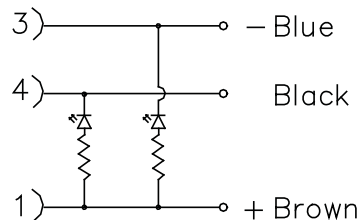


Snap-On Style					
Connector Body Style	Part Number	Cables	Features	Color Code	Female Faceview
	NAN-3FP-**-R-PNP	Black PVC AWM 3 X 24 AWG 30 VDC, 3A -40°C to +105°C 4.5mm OD	Industry Standard PVC LED	1. Brown 2. Not Used 3. Blue 4. Black	
	NAN-3FP-**-R-NPN				
Thread-On Style					
	NAN-T-3FP-**-R-PNP	Yellow PVC AWM 3 X 24 AWG 30 VDC, 3A -40°C to +105°C 4.5mm OD	Industry Standard PVC LED	1. Brown 2. Not Used 3. Blue 4. Black	 M8 x 1
	NAN-T-3FP-**-R-NPN				

** Lengths in meters. Standard cable lengths are 1, 2, 4, 5, 6, 10 & 15 meters. Consult factory for other lengths.

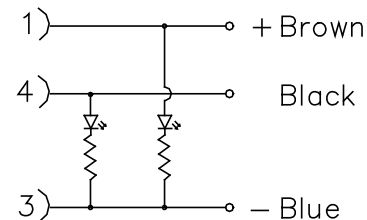
Snap-On

NPN – Normally Open



Thread-On

PNP – Normally Open





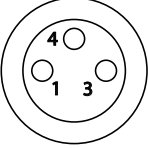
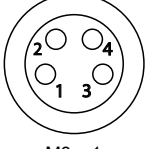
NAN (M8) Series Field Wireable Plugs

3 & 4 Conductor NAN Series Field Wireable Plugs, 22-24AWG



Field Wireable Plugs | Axial Piercing | 60V, 3 amps | IP67 Rating

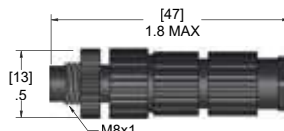


# of Poles	Male Faceview	Wire AWG Rating	Cable O.D. Range	Male Plugs		Female Plugs	
				Straight	Right Angle	Straight	Right Angle
3	 M8 x 1	18-24 AWG 60V 3A	4-5 mm	NAN-T-3MP-FW	NAN-T-3MP-FW-R	NAN-T-3FP-FW	NAN-T-3FP-FW-R
4	 M8 x 1	18-24 AWG 60V 3A	4-5 mm	NAN-T-4MP-FW	NAN-T-4MP-FW-R	NAN-T-4FP-FW	NAN-T-4FP-FW-R

J
NAN (M8) Series

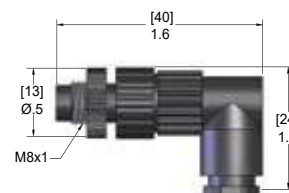
Specifications:
 Body: Oil Resistant Black PVC
 Insulator: Polyamide
 Contacts: Copper Alloy with Gold Plating
 O-Rings: NBR
 Coupling Nut: Nickel Plated ZnAl
 Grommet: NBR
 Connection: Axial Piercing
 Temperature: -25°C to +90°C (-13°F to +194°F)

Straight




Male Plug

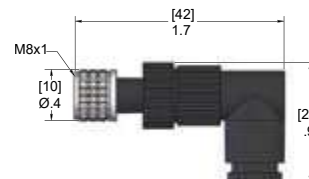
Right Angle



Male Plug



Female Plug



Female Plug



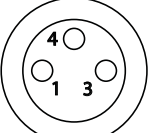
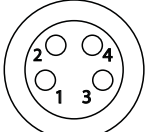
NAN (M8) Series Field Wireable Plugs

3 & 4 Conductor NAN Series Field Wireable Plugs, 22-24AWG




Field Wireable Plugs | Screw Terminals | 30V, 3 amps | IP67 Rating




Male Faceview	# of Poles	Wire AWG Rating	Cable O.D. Range	Male Plugs	Female Plugs
 M8 x 1	3	20-26 AWG 30V 3A	3-5 mm	NAN-T-3MP-FW-ST	NAN-T-3FP-FW-ST
 M8 x 1	4	20-26 AWG 30V 3A	3-5 mm	NAN-T-4MP-FW-ST	NAN-T-4FP-FW-ST

Specifications:

- Body: Polyamide
- Insulator: Polyamide
- Contacts: Copper Alloy with Gold Plating
- O-Ring: NBR
- Coupling Nut: Nickel Plated Brass
- Grommet: NBR
- Connections: Screw Terminals
- Temperature: -40°C to +85°C (-40°F to +185°F)



Male Plug



Female Plug

J
NAN (M8) Series



NAN (M8) Series Accessories

3, 4 & 6 Conductor NAN Series Accessory Cables



100' Cables | Raw Cable Spools

# of Conductors	Color Code	Wire AWG	Voltage Rating	Features	Part Number	
					100' Cable	Spool
3	Brown Blue Black	24 AWG	300V	Black PVC AWM 4.5mm OD (0.18" OD)	NAN-3CBL-C	36B0001-*
		24 AWG	300V	Black PUR AWM 4.5mm OD (0.18" OD)	NANP-3CBL-C	36BP001-*
4	Brown White Blue Black	24 AWG	300V	Black PVC AWM 4.5mm OD (0.18" OD)	NAN-4CBL-C	36C0001-*
		24 AWG	300V	Black PUR AWM 4.5mm OD (0.18" OD)	NANP-4CBL-C	36CP001-*
6	Brown White Blue Black Gray Pink	26 AWG	300V	Black PVC AWM 4.5mm OD (0.18" OD)	NAN-6CBL-C	36EB001-*

* Standard raw spool lengths are 0250, 0500, 0750 & 1000 feet. Consult factory for other lengths.

Cable Construction subject to change without notice.

Length in feet. Standard cable length is 100 feet. Consult factory for other lengths.

J

NAN (M8) Series



NAN (M8) Series Receptacles

NAN Series Receptacle Part Number Matrix



Not all options available with all receptacles, please consult factory.

NAN - T - - - -

Number of Conductors

3
4

Connector Configuration

MR = Male Receptacle
FR = Female Receptacle

Coupling Nut

Blank = Aluminum or Nickel plated brass
SS = Stainless Steel

Mounting Type

2 = Front Mount 1/2"-14 NPT
M8 = Front Mount Metric 8 Threads
BM = Back Mount
BM-PCB = PCB Back Mount

Length in Meters

Blank = 1'

J

NAN (M8) Series



NAN (M8) Series Receptacles

NAN Series Receptacles Index



Front Mount | Back Mount | PCB Back Mount

Front Mount, Male, 1/2"-14 NPT Threads	Page J-15	Front Mount, Female, 1/2"-14 NPT Threads	Page J-15
Front Mount, Male, M8 Threads	Page J-15	Front Mount, Female, M8 Threads	Page J-15
Back Mount, Male	Page J-15	PCB Back Mount, Mmale	Page J-16

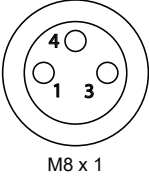
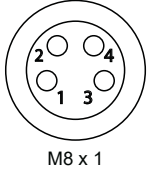


NAN (M8) Series Receptacles

3 & 4 Conductor NAN Series Receptacles, 24AWG



Front & Back Mount Receptacles | 1/2"-14 NPT & M8 Threads | 60V, 3A | IP67 Rating

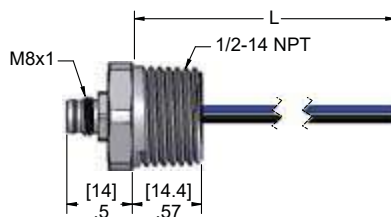
# of Poles	Male Faceview	Color Code	Wire AWG Rating	Thread Type	Male Receptacles	Female Receptacles
3		1. Brown 2. Not Used 3. Blue 4. Black	24 AWG 60V 3A	1/2" NPT	NAN-T-3MR-2	NAN-T-3FR-2
				M8 x 0.5	NAN-T-3MR-M8	NAN-T-3FR-M8
				Back Mount	NAN-T-3MR-BM	N/A
4		1. Brown 2. White 3. Blue 4. Black	24 AWG 60V 3A	1/2" NPT	NAN-T-4MR-2	NAN-T-4FR-2
				M8 x 0.5	NAN-T-4MR-M8	NAN-T-4FR-M8
				Back Mount	NAN-T-4MR-BM	N/A

12" leads are standard. Longer lead lengths are available, please consult the factory for part numbers.

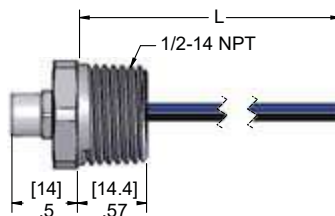
For 1/2" receptacles with lengths of 12" or shorter use the suffix "-G" to include lock nut and O-ring. (e.g. NAN-T-3MR-2 becomes NAN-T-3MR-2-G)

For 1/2" receptacles with lengths of 15" or longer O-ring and lock nut are included.

1/2" NPT Threads

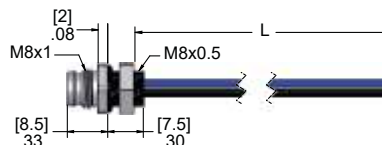


Male Receptacle

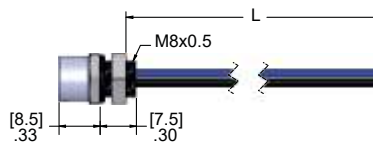


Female Receptacle

M8 Threads

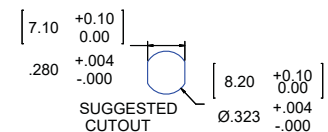
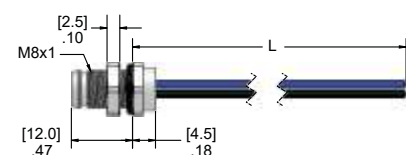


Male Receptacle



Female Receptacle

Back Mount



Male Receptacle

Specifications:

Shell:	Nickel Plated Brass
Insulator:	Polyamide
Contacts:	Copper Alloy with Gold Plating
Wires:	24 AWG
O-Ring:	NBR
Lock Nut:	Zinc Plated Steel
Jam Nut:	Nickel Plated Brass
Temperature:	-25°C to +90°C (-13°F to +194°F)

