

Network Media

TURCK offers a complete line of molded industrial networking cordsets to aid network installation, providing easier startup with fewer wiring errors. We are dedicated to providing solutions and support the most common protocols including Ethernet, PROFINET™, DeviceNet™, CANopen, FOUNDATION™ Fieldbus and AS-Interface®.



Industrial Ethernet Cordsets including PROFINET

- TPE jacketing provides excellent flexibility and resistance to flame, oil and moisture
- Shielding, including braid and foil, is effective for both RFI and EMI noise
- Solid conductor is used for horizontal cabling in fixed applications
- Stranded conductor is designed with flex-life for high mobility applications



DeviceNet and CANopen

- Cables are ODVA compliant and available in thin, mid and thick styles
- PVC jacketing is UL PLTC and CSA listed, flame retardant and sunlight resistant
- TPE jacketing is UL and CSA AWM recognized, oil resistant and excellent cold performance



PROFIBUS and PROFIBUS-DP

- Cables meet the requirements for EN 50170 for communication supporting up to 12 Mbps
- PVC jacketing is UL PLTC listed and rated for exposed run (ER) and direct burial (DB), and it is also suitable for use in Class 1, Div 2 hazardous locations
- Polyurethane jacketing is UL and CSA AWM recognized, oil resistant and excellent cold performance



PROFIBUS-PA

- Cordsets meet the requirements of IEC 61158-2 (ISA/SP-50) and PROFIBUS-PA
- Cables are UL ITC/PLTC and CSA listed, FT4 recognized, rated for Exposed Run (ER) and Direct Burial (DB) and suitable for Class 1, Div 2 hazardous locations
- Jacketing is flame retardant, sunlight resistant and available in armored options



FOUNDATION Fieldbus

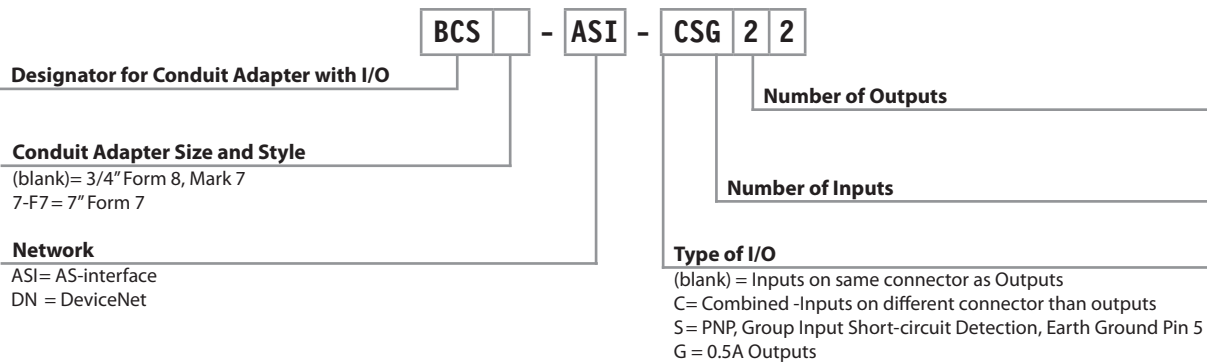
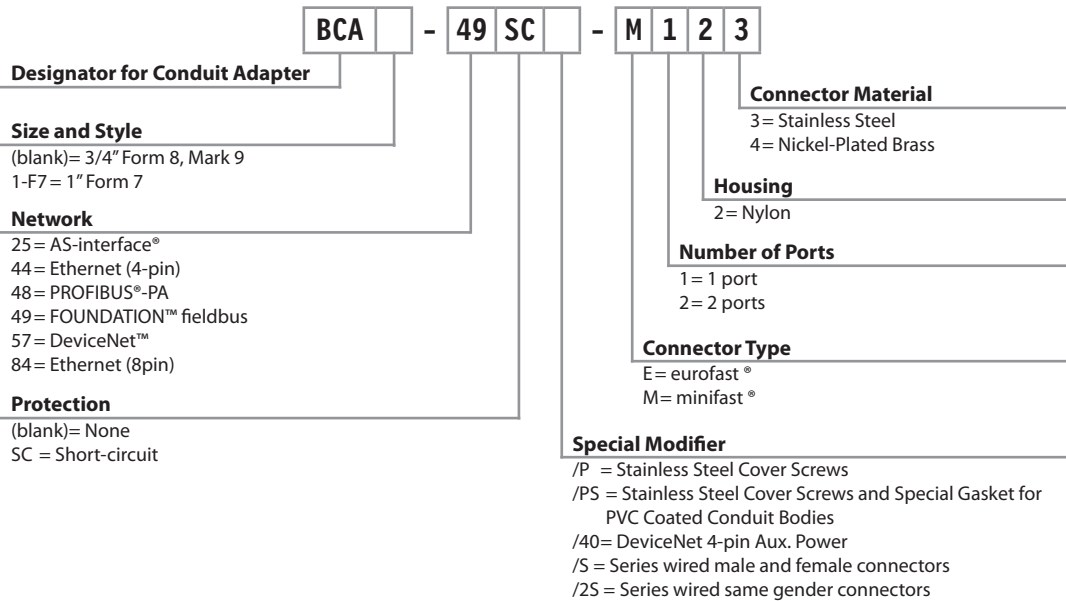
- Cordsets meet the requirements of IEC 61158-2 (ISA/SP-50) and FF-844 Type A
- Cables are UL ITC/PLTC and CSA listed, FT4 recognized, rated for Exposed Run (ER) and Direct Burial (DB) and suitable for Class 1, Div 2 hazardous locations
- Jacketing is flame retardant and sunlight resistant



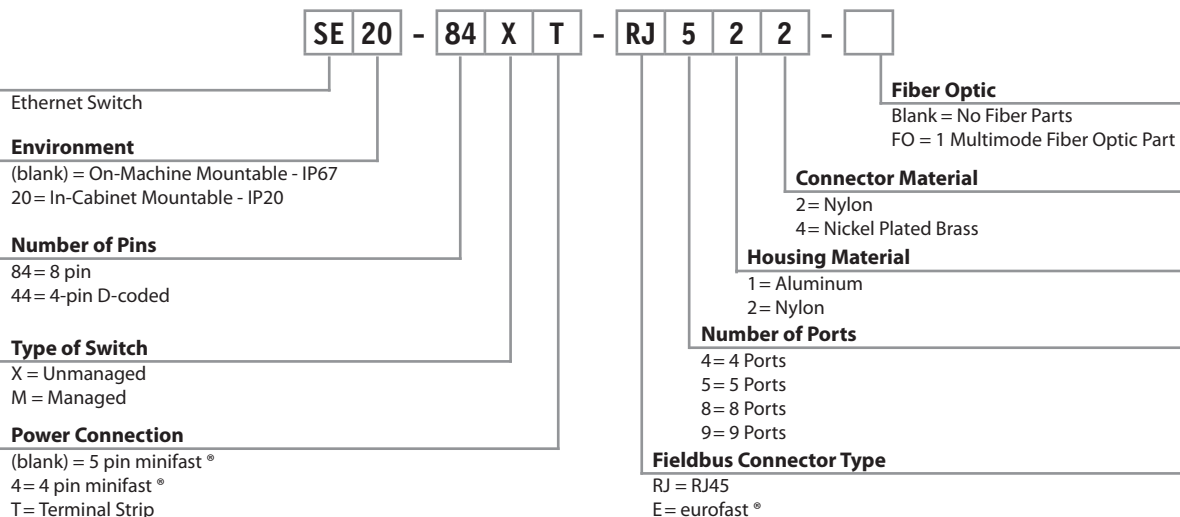
PRODUCT	PAGE
Part number keys	H3
Industrial Ethernet Cordsets including PROFINET	H8
DeviceNet and CANopen	H44
FOUNDATION™ fieldbus	H92
PROFIBUS® -DP/PA	H126
AS-interface®	H164

NETWORK WIRING

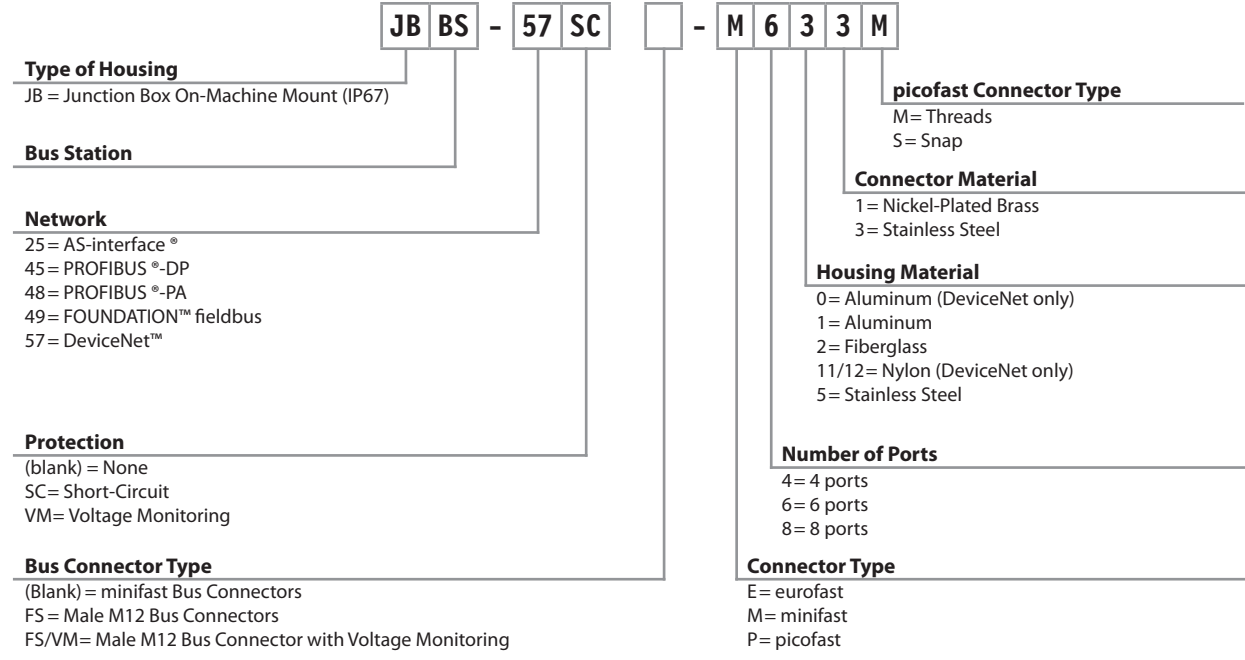
Network Conduit Adapter Part Number Keys



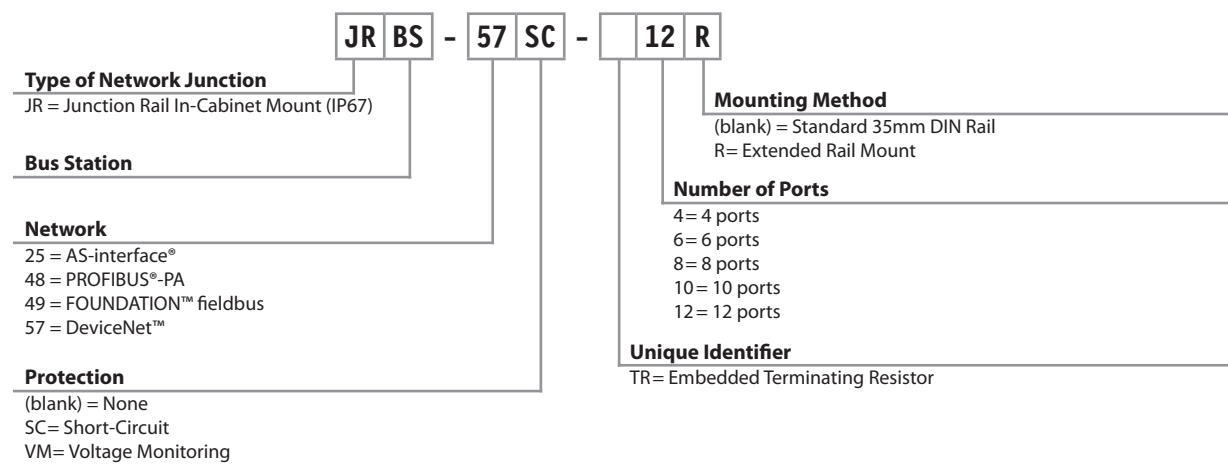
EtherNet Switches Part Number Key



EtherNet On-Machine Network Junctions Part Number Key



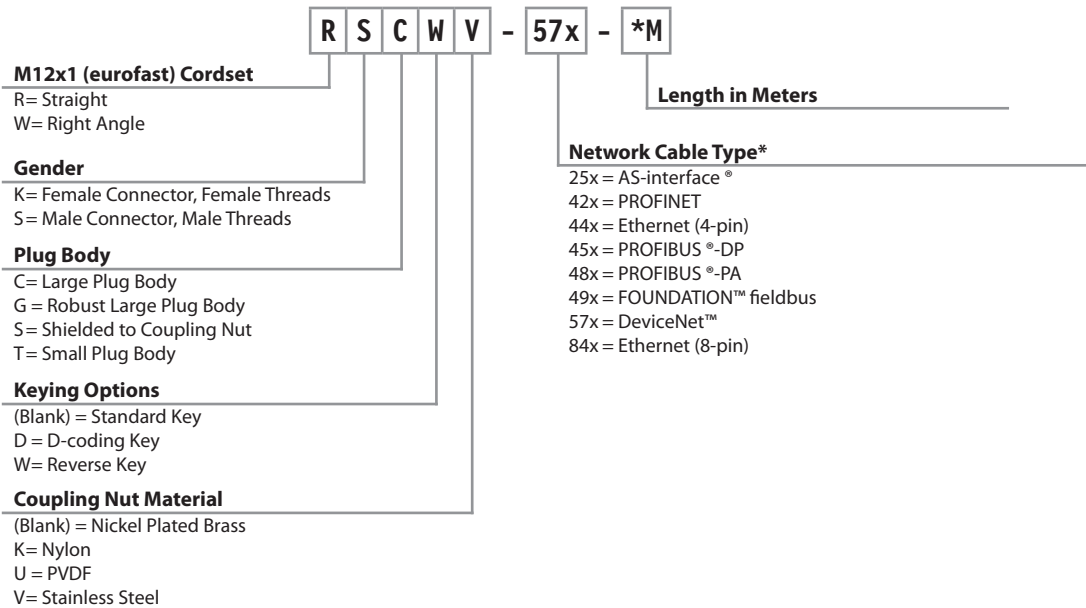
EtherNet In-Cabinet Network Junction Part Number Key



Network Wiring

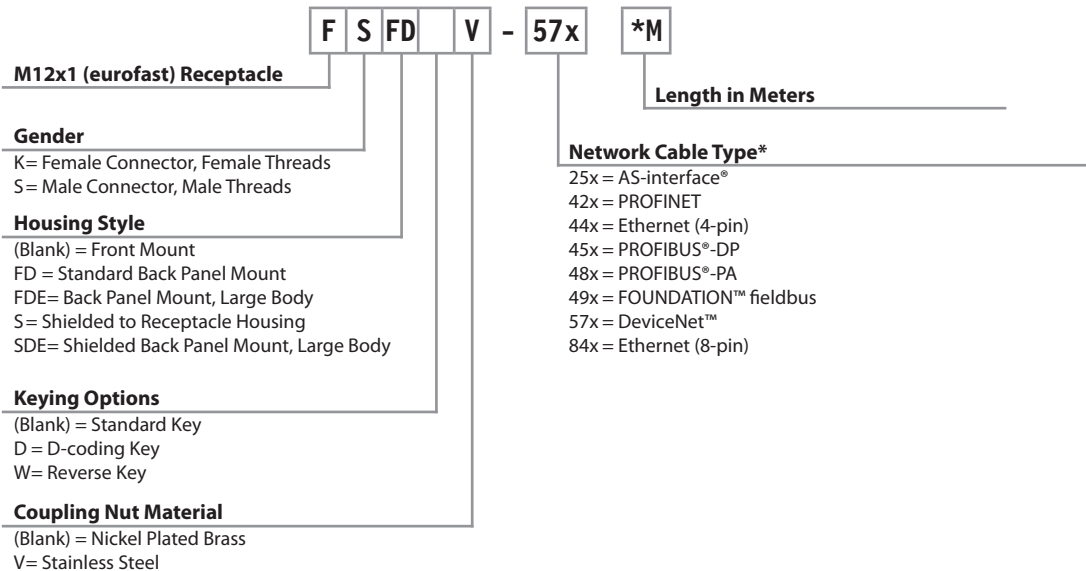
NETWORK WIRING

euromast® Network Cordsets Part Number Key



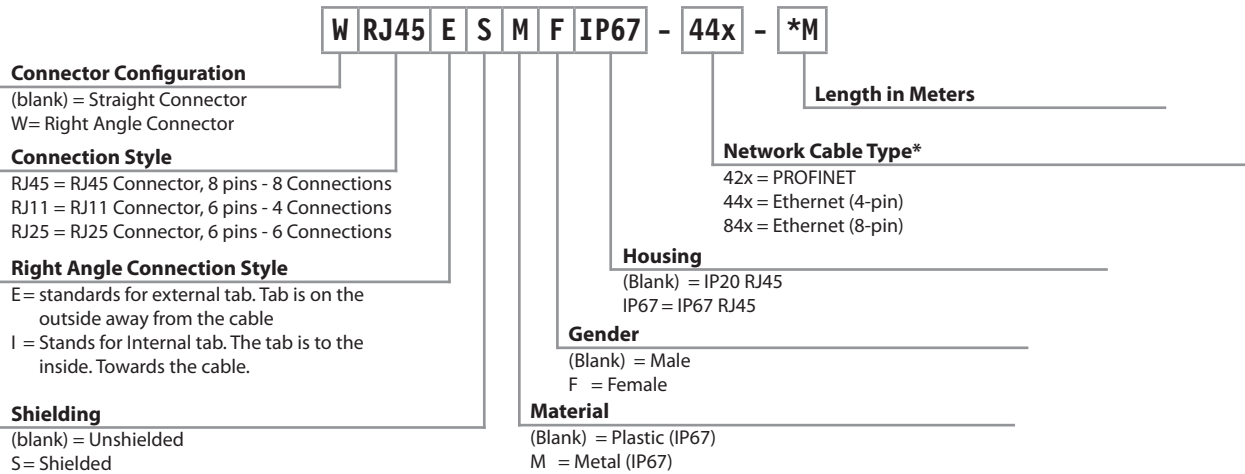
* See tables for definition and selection of cable types

euromast Network Receptacle Part Number Key



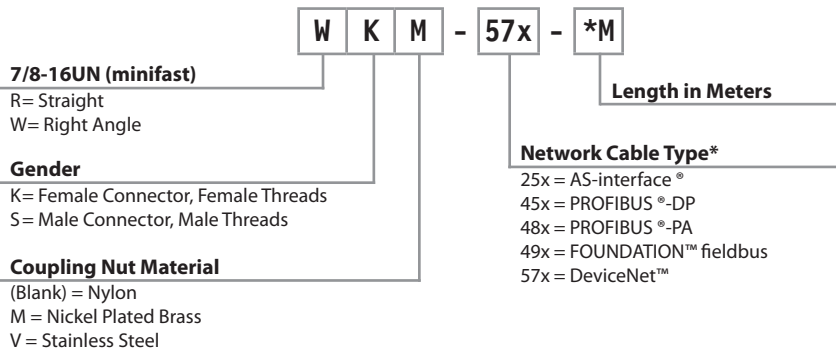
* See tables for definition and selection of cable types

RJ Network Cordsets Part Number Key



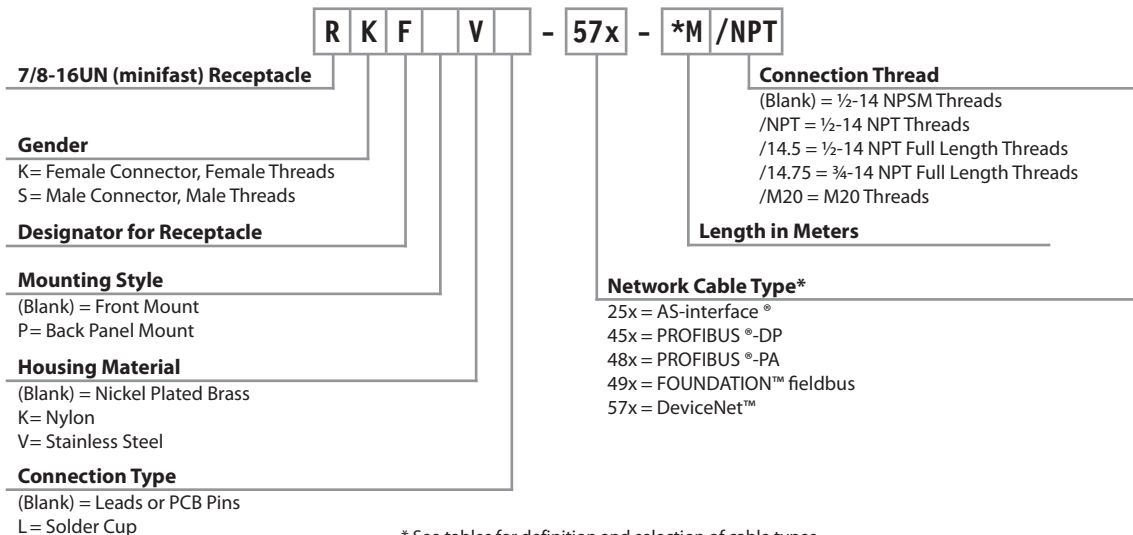
* See tables for definition and selection of cable types

minifast® Network Cordsets Part Number Key



* See tables for definition and selection of cable types

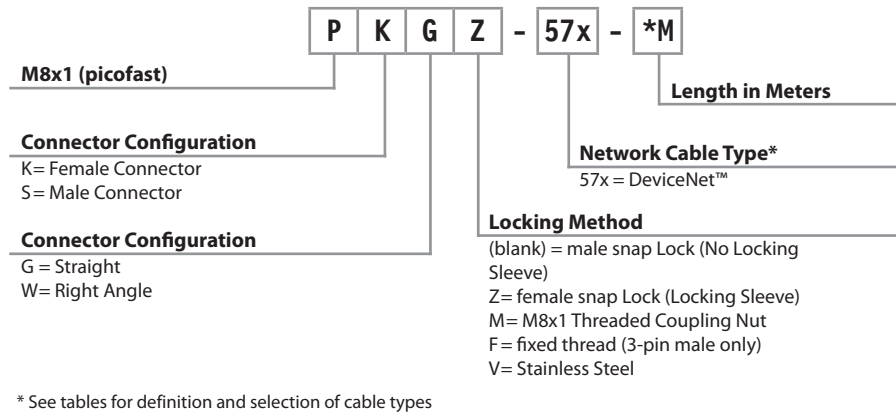
minifast Network Receptacle Part Number Key



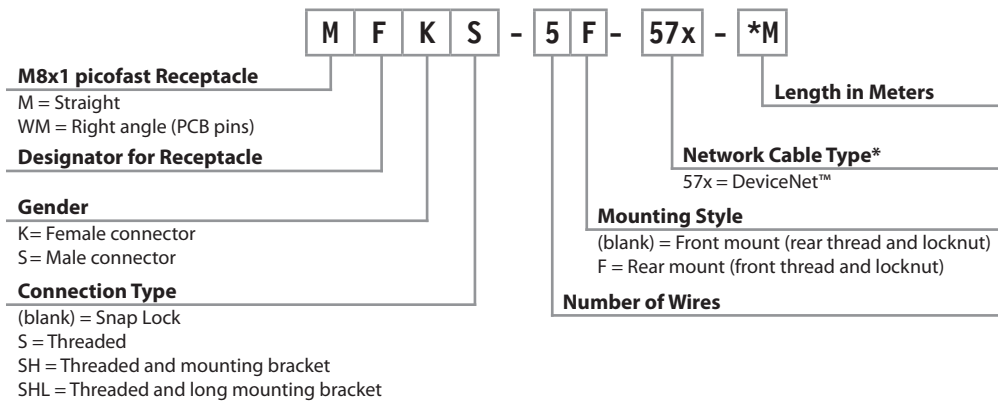
* See tables for definition and selection of cable types

NETWORK WIRING

picofast® Network Cordsets Part Number Key



picofast Network Receptacle Part Number Key



EtherNet™ Physical Media Connectivity

Cordsets (8-pin)	H11
Receptacles	H18
Cordsets (4-pin)	H20
Receptacles	H27
Field Wireables	H28

Features


- CAT 5E rated cables
- 2 pair and 4 pair cable option
- 8-pin and 4-pin D-coded connectors
- M12 and RJ45 connectors
- Up to 4 Amp and 250 Volt rated
- IP67/IP69K rated

NETWORK WIRING

Notes:

Ethernet, Cable Specifications, 8-wire

- Cable that Meets the Requirements of TIA/EIA568-C Category 5e Cable for 10 and 100 Base-T Ethernet
- Cable is UL Rated for Sunlight and Oil Resistant
- Weld Splatter Resistant
- Flame Resistant
- CMX - Outdoor-CM listed and AWM 600 V Recognized
- -40°C Low Temp.



Maximum 100 meters of cable of which:



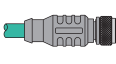

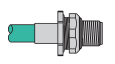
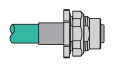

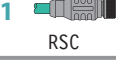

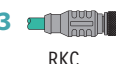

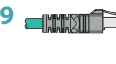

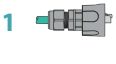

- 90 meters Horizontal Cable (SOLID - 842 or 843)
- 2 x 5 meters Patch Cables (STRANDED - 840 or 841)
- Direct Connect 30 M STRANDED

Type	Approvals	Data Pair		Outer Jacket	Shields	Bulk Cable Part Number / Weight/300 M	Flexlife Ratings
		AWG Color Code	DCR (/1000 feet) Insulation	Material Color Nominal O.D.	Type		
840 80°C 600 Volts	NEC CMR (ETL) CEC C (ETL), C(UL)	8/24 AWG Stranded	26 Ohms PE	TPE Teal 6.3 mm (.118 in)	None	RB51460-*M 39 lbs. <i>flexlife</i> [®]	10xO.D. 1 million cycles 20xO.D. 10 million cycles
841 80°C 600 Volts	NEC CMR (ETL) CEC C (ETL), C(UL)	8/24 AWG Stranded	26 Ohms PE	TPE Teal 7.7 mm (.303 in)	Foil/Braid	RB50893-*M 50 lbs. <i>flexlife</i>	10xO.D. 1 million cycles 20xO.D. 10 million cycles
842 75°C 100 Volts	NEC CMR (ETL) CEC C (ETL)	8/24 AWG Solid	28.6 Ohms PE	PVC Teal 6.2 mm (.244 in)	None	RB51462-*M 39 lbs.	None
843 75°C 300 Volts	NEC CMR (ETL) CEC C (ETL)	8/24 AWG Solid	28.6 Ohms PE	PVC Teal 7.3 mm (.287 in)	Foil/Braid	RB51463-*M 50 lbs.	None
849A AWM 444 75°C 300 Volts	NEC CMG IAA CMG, FT4	8/24 AWG Solid	28.6 Ohms PO	PVC Black 14.1 mm (.555 in)	Foil/Braid Armor	RB51100-*M 159 lbs. <i>armorfast</i> [®]	None

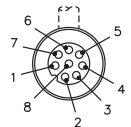
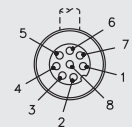
* Indicates length in meters.
Standard spool lengths are 30, 75, 100, 150, 200, 225, 300 meters.


NETWORK WIRING

Ethernet, (M12x1) *eurofast*®, RJ45, Cable/Cordset Selection Matrix - Unshielded

		<i>eurofast</i>						
		Pin (Male)		Socket (Female)		Pin (Male)	Socket (Female)	
		1 	2 	3 	4 	5 	6 	
		RSC	WSC	RKC	WKC	FSFD	FKFD	
		Bare	RSC 84x-*M	WSC 84x-*M	RKC 84x-*M	WKC 84x-*M	FSFD 84x-*M	FKFD 84x-*M
<i>eurofast</i>	Pin (Male)	1 	RSC RSC 84x-*M	RSC WSC 84x-*M	RSC RKC 84x-*M	RSC WKC 84x-*M	RSC FSFD 84x-*M	RSC FKFD 84x-*M
		2 	WSC RSC 84x-*M	WSC WSC 84x-*M	WSC RKC 84x-*M	WSC WKC 84x-*M	WSC FSFD 84x-*M	WSC FKFD 84x-*M
	Socket (Female)	3 			RKC RKC 84x-*M		RKC FSFD 84x-*M	RKC FKFD 84x-*M
		4 			RKC WKC 84x-*M	WKC WKC 84x-*M	WKC FSFD 84x-*M	WKC FKFD 84x-*M
	RJ45 Plug	9 					RJ45 FSFD 84x-*M	RJ45 FKFD 84x-*M
	WRJ45 Plug	10 					WRJ45E FSFD 84x-*M	WRJ45E FKFD 84x-*M
	RJ45M IP67 Plug	11 					RJ45MIP67 FSFD 84x-*M	RJ45MIP67 FKFD 84x-*M
	RJ45 IP67 Plug	12 					RJ45IP67 FSFD 84x-*M	RJ45IP67 FKFD 84x-*M

See pages H15 - H16 for dimensional drawings.

<i>eurofast</i>	Pinouts	<i>eurofast</i>
Male 	1. White/Blue 2. White/Brown 3. Brown 4. Orange 5. White/Green 6. White/Orange 7. Blue 8. Green	Female 

Standard Pinout	RJ45 Plug	(CR) Pinout
1. White/Orange 2. Orange 3. White/Green 4. Blue 5. White/Blue 6. Green 7. White/Brown 8. Brown	Male  12345678	1. White/Green 2. Green 3. White/Orange 4. Blue 5. White/Blue 6. Orange 7. White/Brown 8. Brown

DISTRIBUTED I/O SALES GUIDE

Ethernet, (M12x1) eurofast[®], RJ45, Cable/Cordset Selection Matrix - Unshielded



		eurofast			
		RJ45 Plug	WRJ45 Plug	RJ45MIP67 Plug	RJ45IP67 Plug
Continued		9 RJ45	10 WRJ45E	11 RJ45MIP67	12 RJ45IP67
Bare		RJ45 84x-*M	WRJ45E 84x-*M	RJ45MIP67 84x-*M	RJ45IP67 84x-*M
eurofast	Pin (Male)				
	1 RSC	RSC RJ45 84x-*M	RSC WRJ45E 84x-*M	RSC RJ45MIP67 84x-*M	RSC RJ45IP67 84x-*M
	2 WSC	WSC RJ45 84x-*M	WSC WRJ45E 84x-*M	WSC RJ45MIP67 84x-*M	WSC RJ45IP67 84x-*M
	Socket (Female)				
	2 RKC	RKC RJ45 84x-*M	RKC WRJ45E 84x-*M	RKC RJ45MIP67 84x-*M	RKC RJ45IP67 84x-*M
	4 WKC	WKC RJ45 84x-*M	WKC WRJ45E 84x-*M	WKC RJ45MIP67 84x-*M	WKC RJ45IP67 84x-*M
	RJ45 Plug				
	9 RJ45	RJ45 RJ45 84x-*M		RJ45 RJ45MIP67 84x-*M	RJ45 RJ45IP67 84x-*M
WRJ45 Plug					
10 WRJ45E	WRJ45E RJ45 84x-*M	WRJ45E WRJ45E 84x-*M	WRJ45E RJ45MIP67 84x-*M	WRJ45E RJ45IP67 84x-*M	
RJ45M IP67 Plug					
11 RJ45MIP67			RJ45MIP67 RJ45MIP67 84x-*M	RJ45MIP67 RJ45IP67 84x-*M	
RJ45 IP67 Plug					
12 RJ45IP67			RJ45IP67 RJ45MIP67 84x-*M	RJ45IP67 RJ45IP67 84x-*M	

See pages H15 - H16 for dimensional drawings.

* Indicates length in meters.

x Indicates cable type.

Standard cable lengths are 1, 2, 4, 6, 8, 10, 15, and in +5 meter increments from there. Consult factory for other lengths.














For stainless steel coupling nuts change part number RSC ... to RSCV, FKFD ... to FKFDV.

For cross-over cable, add "CR" to part number RJ45 RJ45 CR 84x-*M.

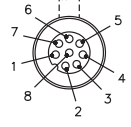
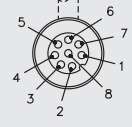
For right angle RJ45, select WRJ45I for internal tab or WRJ45E for external tab.

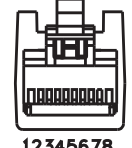
NETWORK WIRING

Ethernet, (M12x1) *eurofast*®, RJ45, Cable/Cordset Selection Matrix - Shielded

		<i>eurofast</i>						
		Pin (Male)		Socket (Female)		Pin (Male)	Socket (Female)	
		1 	2 	3 	4 	7 	8 	
		RSS	WSS	RKS	WKS	FSSDE	FKSDE	
<i>eurofast</i>	Bare	RSS 84x-*M	WSS 84x-*M	RKS 84x-*M	WKS 84x-*M	FSSDE 84x-*M	FKSDE 84x-*M	
	Pin (Male)	1  RSS	RSS RSS 84x-*M	RSS WSS 84x-*M	RSS RKS 84x-*M	RSS WKS 84x-*M	RSS FSSDE 84x-*M	RSS FKSDE 84x-*M
		2  WSS	WSS RSS 84x-*M	WSS WSS 84x-*M	WSS RKS 84x-*M	WSS WKS 84x-*M	WSS FSSDE 84x-*M	WSS FKSDE 84x-*M
	Socket (Female)	3  RKS			RKS RKS 84x-*M		RKSS FSSDE 84x-*M	RKS FKSDE 84x-*M
		4  WKS			WKS RKS 84x-*M	WKS WKS 84x-*M	WKS FSSDE 84x-*M	WKS FKSDE 84x-*M
	RJ45 Plug	9  RJ45S					RJ45S FSSDE 84x-*M	RJ45S FKSDE 84x-*M
	WRJ45 Plug	10  WRJ45ES					WRJ45 FSSDE 84x-*M	WRJ45 FKSDE 84x-*M
RJ45M IP67 Plug	11  RJ45SMIP67					RJ45SMIP67 FSSDE 84x-*M	RJ45SMIP67 FKSDE 84x-*M	











See pages H15 - H16 for dimensional drawings.

<i>eurofast</i>	Pinouts	<i>eurofast</i>
<p>Male</p> 	<ol style="list-style-type: none"> White/Blue White/Brown Brown Orange White/Green White/Orange Blue Green 	<p>Female</p> 

Standard Pinout	RJ45 Plug	(CR) Pinout
<ol style="list-style-type: none"> White/Orange Orange White/Green Blue White/Blue Green White/Brown Brown 	<p>Male</p>  <p>12345678</p>	<ol style="list-style-type: none"> White/Green Green White/Orange Blue White/Blue Orange White/Brown Brown

DISTRIBUTED I/O SALES GUIDE

Ethernet, (M12x1) eurofast[®], RJ45, Cable/Cordset Selection Matrix - Shielded

		RJ45 Plug	WRJ45 Plug	RJ45M IP67 Plug
		 9 RJ45S	 10 WRJ45ES	 11 RJ45SMIP67
		Bare		
eurofast	Pin (Male)	 1 RSS RJ45S 84x-*M	WRJ45ES 84x-*M	RJ45SMIP67 84x-*M
		 2 WSS RJ45S 84x-*M	WRJ45ES 84x-*M	RJ45SMIP67 84x-*M
		 2 RKS RJ45S 84x-*M	WRJ45ES 84x-*M	RJ45SMIP67 84x-*M
	Socket (Female)	 4 WKS RJ45S 84x-*M	WRJ45ES 84x-*M	RJ45SMIP67 84x-*M
		 9 RJ45S RJ45S 84x-*M		RJ45SMIP67 84x-*M
	WRJ45 Plug	 10 WRJ45ES WRJ45ES 84x-*M	WRJ45ES WRJ45ES 84x-*M	RJ45SMIP67 84x-*M
	RJ45M IP67 Plug	 11 RJ45SMIP67 RJ45SMIP67 84x-*M		RJ45SMIP67 84x-*M

See pages H15 - H16 for dimensional drawings.

* Indicates length in meters.

x Indicates cable type.

Standard cable lengths are 1, 2, 4, 6, 8, 10, 15, and in +5 meter increments from there. Consult factory for other lengths.

For stainless steel coupling nuts change part number RSS ... to RSSV, FKSDE ... to FKSDEV.

For cross-over cable, add "CR" to part number RJ45S RJ45S CR 84x-*M.

For right angle RJ45, select WRJ45IS for internal tab or WRJ45ES for external tab.

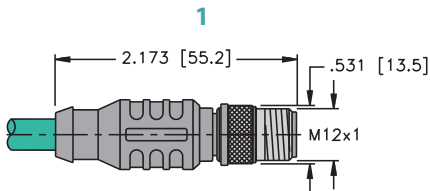
NETWORK WIRING

Ethernet, eurofast® Cordset Connector Dimensions / Configuration

Specifications

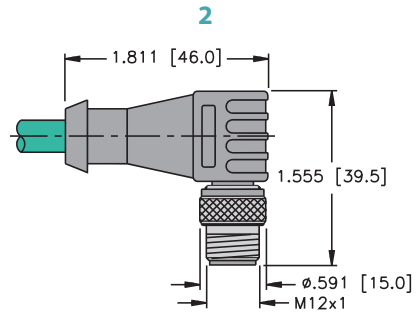
Overmold: TPU
Coupling Nut: Nickel Plated CuZn or Stainless Steel
Contact Carrier: TPU or POM (Nylon)
Contacts: Gold Plated CuZn
Protection: NEMA 1, 3, 4, 6P and IEC IP 68

Rated Voltage: 60 V
Rated Current: 2 A
Ambient Temperature: -40° to +80°C (32° to +176°F)



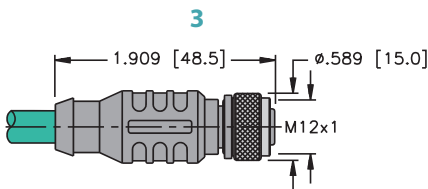
RSC/RSS ..

Pages H11



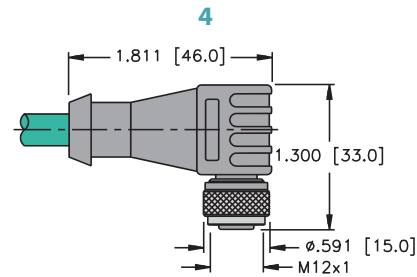
RSC/RSS ..

Pages H11



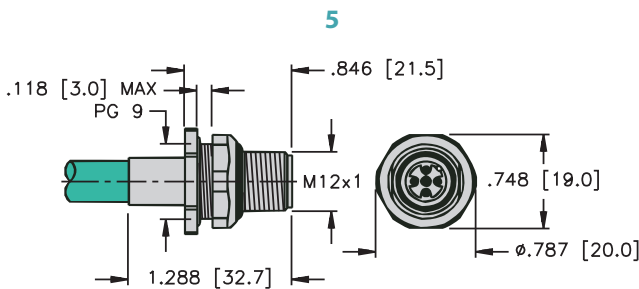
RKC/RKS ..

Pages H11



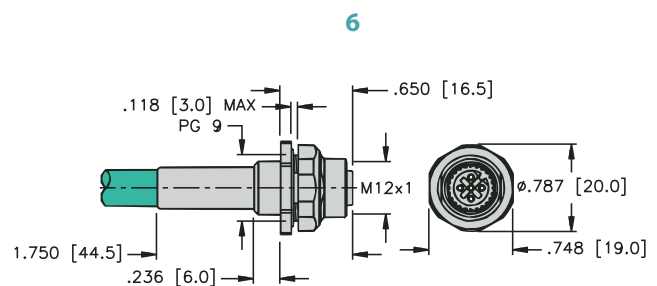
RKC/RKS ..

Pages H11



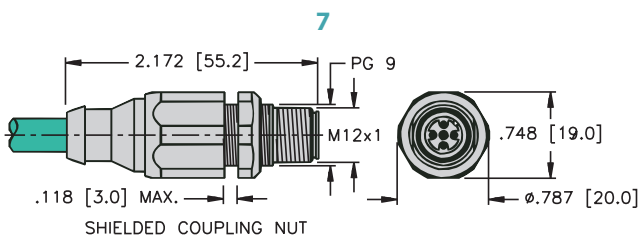
FSFD ..

Pages H11



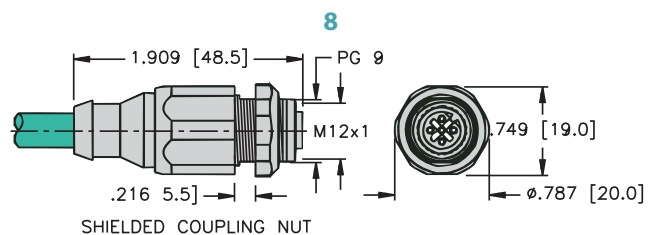
FKFD ..

Pages H11



FSSDE ..

Pages H13



FKSDE ..

Pages H13

DISTRIBUTED I/O SALES GUIDE

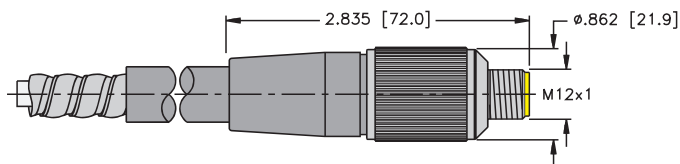
Ethernet, Armored M12 and RJ45 Connector Dimensions / Configuration



Specifications

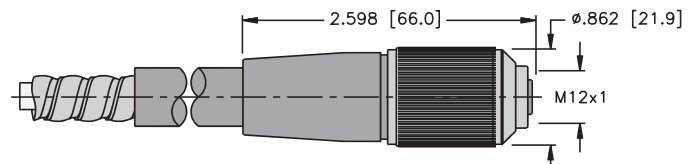
Overmold: TPU
Coupling Nut: Nickel Plated CuZn or Stainless Steel
Contact Carrier: TPU or POM (Nylon)
Contacts: Gold Plated CuZn
Protection: NEMA 1, 3, 4, 6P and IEC IP 68

Rated Voltage: 60 V
Rated Current: 2 A
Ambient Temperature: -40° to +75°C (-22° to +167°F)



RSA ..

(armorfast® only)

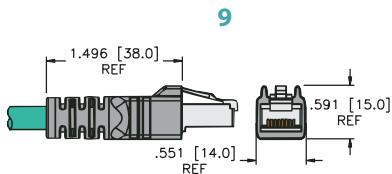


RKA ..

(armorfast only)

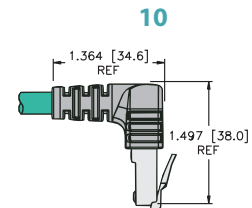
Specifications

Overmold: TPU
Plug Material: Polycarbonate
Protection: NEMA 1 and IEC IP 20
Rated Voltage: 42 V
Rated Current: 1.5 A



RJ45/RJ45S ..

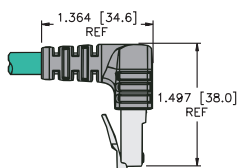
Page H11



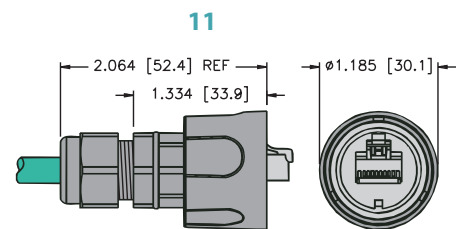
WRJ45E/WRJ45ES ..External tab

Page H11

10 - Internal tab version

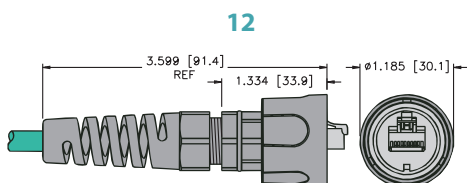


WRJ45I/WRJ45IS .. Internal tab version Page H11



RJ45MIP67/RJ45SMIP67..

Page H11



RJ45IP67 ..

Page H11

Ethernet IP Media

NETWORK WIRING

Ethernet, Economy RJ45 to RJ45 Cordsets

- For "In the Panel" Applications Where Industrial Cordsets are not Needed
- Available in Yellow, 3 FT and 7 FT Lengths Only



Housing	Part Number	Application	Pinout
	RJ45 RJ45 840-3FT/ECON	<ul style="list-style-type: none"> • Ethernet patch cordsets for panel connections • Economy, non industrial 	<p>Male</p> <p>12345678</p>
	RJ45 RJ45 840-7FT/ECON		

RJ45 Plug	Pinout
<p>Male</p> <p>12345678</p>	<ol style="list-style-type: none"> 1. White/Orange 2. Orange 3. White/Green 4. Blue 5. White/Blue 6. Green 7. White/Brown 8. Brown

Ethernet, Circuit Board Connectors and OEM Receptacles, 8-wire

- Provides (M12x1) *eurofast*® 8-Pin Connection to Field Devices

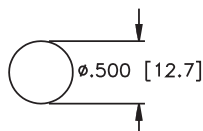


Housing	Female Part Number	Male Part Number	Features	Pinouts
<p>FK 84 PCB KIT</p> <p>FS 84 PCB KIT</p>	FK 84-PCB KIT	FS 84-PCB KIT	Nickel plated CuZn or stainless steel, 36 VDC, 1.5 A, -40° to +80°C, <i>eurofast</i> with mounting kit	<p>Female</p>
<p>FK 84 PCB</p> <p>FS 84 PCB</p>	FK 84-PCB	FS 84-PCB	Nickel plated CuZn or stainless steel, 36 VDC, 1.5 A, -40° to +80°C, <i>eurofast</i>	<p>Male</p>

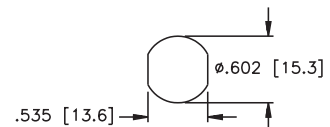
Standard housing material is nickel plated brass "FSV .."; "FKV .." indicates 316 stainless steel.

For board layout, see website.

Panel Cutout
FK ... FS



Panel Cutout
FKFD ... FSFD



NETWORK WIRING

Ethernet, Circuit Board Connectors and OEM Receptacles, 8-wire

- Provides (M12x1) *eurofast*® 8-Pin Connection to Field Devices

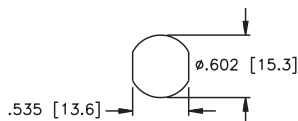


Housing	Female Part Number	Male Part Number	Features	Pinouts
<p>FKFD..</p>	FKFD 84-PCB	FSFD 84-PCB	Nickel plated CuZn or stainless steel 36 VDC, 1.5 A, -40° to +80°C, eurofast PCB pins	<p>Male</p>
<p>FSFD..</p>				
<p>FKFDL</p>	FKFDL 84	FSFDL 84	Nickel plated CuZn or stainless steel 36 VDC, 1.5 A, -40° to +80°C, male eurofast solder cups	<p>Female</p>
<p>FSFDL..</p>				
<p>WFS..</p>		WFS 84-PCB	Nickel plated CuZn or stainless steel 36 VDC, 1.5 A, -40° to +80°C, male eurofast right angle PCB pins	

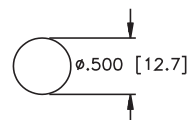
Standard housing material is nickel plated brass "FKFD.."; "FKFDV.." indicates 316 stainless steel.

For board layout, see website.

**Panel Cutout
FKFD ... FSFD**

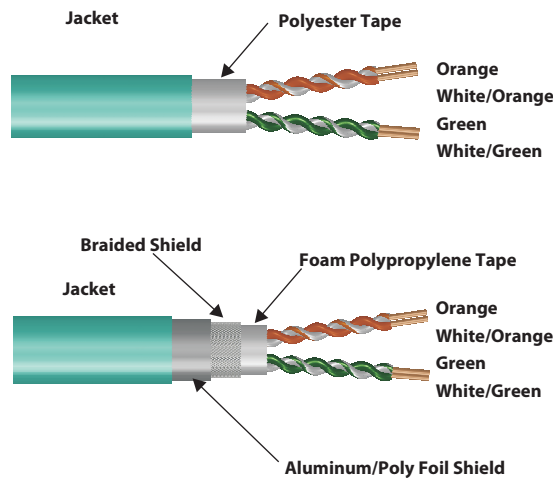


**Panel Cutout
WFS**



Ethernet, Cable Specifications, 4-wire

- Cable that Meets the Requirements of TIA/EIA568-C Category 5e Cable for 10 and 100 Base-T Ethernet
- Cable is UL Rated for Sunlight and Oil Resistant
- Weld Splatter Resistant
- Flame Resistant
- CMX - Outdoor-CM listed and AWM 600 V Recognized
- -40°C Low Temp.



Maximum 100 meters of cable of which:
















- 90 meters Horizontal Cable (SOLID - 442 or 443)
- 2 x 5 meters Patch Cables (STRANDED - 440 or 441)

Type	Approvals	Data Pair		Outer Jacket	Shields	Bulk Cable Part Number / Weight/300 M	Flexlife Ratings
		AWG Color Code	DCR (/1000 feet) Insulation	Material Color Nominal O.D.	Type		
440 80°C 600 Volts	NEC CMR CEC C(UL) CMR	4/24 AWG Stranded	26 Ohms PO	PVC Teal 6.1 mm (.240 in)	None	RB51210-*M 29 lbs.	10xO.D. 1 million cycles 20xO.D. 10 million cycles
441 80°C 600 Volts	NEC CMR CEC C(UL) CMR	4/24 AWG Stranded	26 Ohms PO	PVC Teal 7.2 mm (.285 in)	Foil/Braid	RB51211-*M 44 lbs.	10xO.D. 1 million cycles 20xO.D. 10 million cycles
442 75°C 300 Volts	NEC CMR CEC C(UL) CMR	4/24 AWG Solid	25.5 Ohms PO	PVC Teal 6.4 mm (.250 in)	None	RB51212-*M 27 lbs.	
443 75°C 300 Volts	NEC CMR CEC C(UL) CMR	4/24 AWG Solid	28.6 Ohms PO	PVC Teal 7.1 mm (.280 in)	Foil/Braid	RB51213-*M 49 lbs.	

* Indicates length in meters.
Standard spool lengths are 30, 75, 100, 150, 200, 225, 300 meters.

NETWORK WIRING

Ethernet, (M12x1) eurofast®, RJ45 Cables and Extensions - Unshielded D-coded


		eurofast						
		Pin (Male)		Socket (Female)		Pin (Male)	Socket (Female)	
		11 	2 	12 	4 	13 	14 	
		RSCD	WSCD	RKCD	WKCD	FSFDD	FKFDD	
		RSCD 44x-*M	WSCD 44x-*M	RKCD 44x-*M	WKCD 44x-*M	FSFDD 44x-*M	FKFDD 44x-*M	
	Bare							
eurofast	Pin (Male)	11 	RSCD RSCD 44x-*M	RSCD WSCD 44x-*M	RSCD RKCD 44x-*M	RSCD WKCD 44x-*M	RSCD FSFDD 44x-*M	RSCD FKFDD 44x-*M
		RSCD						
	2 	WSCD RSCD 44x-*M	WSCD WSCD 44x-*M	WSCD RKCD 44x-*M	WSCD WKCD 44x-*M	WSCD FSFDD 44x-*M	WSCD FKFDD 44x-*M	
	WSCD							
	12 			RKCD RKCD 44x-*M		RKCD FSFDD 44x-*M	RKCD FKFDD 44x-*M	
	RKCD							
	4 			WKCD RKCD 44x-*M	WKCD WKCD 44x-*M	WKCD FSFDD 44x-*M	WKCD FKFDD 44x-*M	
	WKCD							
	RJ45 Plug	17 				RJ45 FSFDD 44x-*M	RJ45 FKFDD 44x-*M	
	RJ45							
	WRJ45 Plug	18 				WRJ45E FSFDD 44x-*M	WRJ45E FKFDD 44x-*M	
	WRJ45E							
	RJ45M IP67 Plug	19 				RJ45MIP67 FSFDD 44x-*M	RJ45MIP67 FKFDD 44x-*M	
	RJ45MIP67							
	RJ45 IP67 Plug	20 				RJ45IP67 FSFDD 44x-*M	RJ45IP67 FKFDD 44x-*M	
	RJ45IP67							

See pages H25 - H26 for dimensional drawings.

* Indicates length in meters.

eurofast	Pinouts	eurofast
Male	1. White/Orange (+ tx) 2. White/Green (+rx) 3. Orange (-tx) 4. Green (-rx)	Female


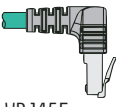



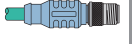

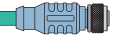


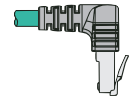


ts from
FSFD.
al tab

RJ45 Pinout	RJ45 Plug	RJ45 (CR) Pinout
1. White/Orange 2. Orange 3. White/Green 4. N/C 5. N/C 6. Green 7. N/C 8. N/C	Male  12345678	1. White/Green 2. Green 3. White/Orange 4. N/C 5. N/C 6. Orange 7. N/C 8. N/C

DISTRIBUTED I/O SALES GUIDE

Ethernet, (M12x1) eurofast®, RJ45, Cables and Extensions - Unshielded D-coded



		eurofast			
		Pin (Male)	Socket (Female)	Pin (Male)	Socket (Female)
		17  RJ45	18  WRJ45E	19  RJ45MIP67	20  RJ45IP67
 Bare		RJ45 44x-*M	WRJ45E 44x-*M	RJ45MIP67 44x-*M	RJ45IP67 44x-*M
Pin (Male)	11  RSCD	RSCD RJ45 44x-*M	RSCD WRJ45E 44x-*M	RSCD RJ45MIP67 44x-*M	RSCD RJ45IP67 44x-*M
	2  WSCD	WSCD RJ45 44x-*M	WSCD WRJ45E 44x-*M	WSCD RJ45MIP67 44x-*M	WSCD RJ45IP67 44x-*M
Socket (Female)	12  RKCD	RKCD RJ45 44x-*M	RKCD WRJ45E 44x-*M	RKCD RJ45MIP67 44x-*M	RKCD RJ45IP67 44x-*M
	4  WKCD	WKCD RJ45 44x-*M	WKCD WRJ45E 44x-*M	WKCD RJ45MIP67 44x-*M	WKCD RJ45IP67 44x-*M
eurofast	RJ45 Plug	17  RJ45	RJ45 RJ45 44x-*M	RJ45 RJ45MIP67 44x-*M	RJ45 RJ45IP67 44x-*M
	WRJ45 Plug	18  WRJ45E	WRJ45E RJ45 44x-*M	WRJ45E WRJ45E 44x-*M	WRJ45E RJ45MIP67 44x-*M
	RJ45M IP67 Plug	19  RJ45MIP67		RJ45MIP67 RJ45MIP67 44x-*M	
	RJ45 IP67 Plug	20  RJ45IP67		RJ45IP67 RJ45MIP67 44x-*M	RJ45IP67 RJ45IP67 44x-*M

See pages H25 - H26 for dimensional drawings.

* Indicates length in meters.

x Indicates cable type.







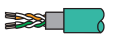
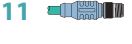
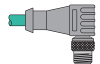
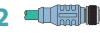
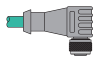



Standard cable lengths are 1, 2, 4, 6, 8, 10, 15, and in +5 meter increments from there. Consult factory for other lengths.

For right angle RJ45, select WRJ45I for internal tab or WRJ45E for external tab.

Ethernet IP Media

NETWORK WIRING

Ethernet, (M12x1) *eurofast*®, RJ45, Cables and Extensions - Shielded Cable D-coded

		<i>eurofast</i>						
		Pin (Male)		Socket (Female)		Pin (Male)	Socket (Female)	
		11 	2 	12 	4 	15 	16 	
		RSSD	WSSD	RKSD	WKSD	FSSDED	FKSDED	
		RSSD 44x-*M	WSSD 44x-*M	RKSD 44x-*M	WKSD 44x-*M	FSSDED 44x-*M	FKSDED 44x-*M	
<i>eurofast</i>	Pin (Male)	11 	RSSD RSSD 44x-*M	RSSD WSSD 44x-*M	RSSD RKSD 44x-*M	RSSD WKSD 44x-*M	RSSD FSSDED 44x-*M	RSSD FKSDED 44x-*M
		RSSD						
		2 	WSSD RSSD 44x-*M	WKSD WSSD 44x-*M	WSSD RKSD 44x-*M	WSSD WKSD 44x-*M	WSSD FSSDED 44x-*M	WSSD FKSDED 44x-*M
		WSSD						
	Socket (Female)	12 			RKSD RKSD 44x-*M		RKSD FSSDED 44x-*M	RKSD FKSDED 44x-*M
		RKSD						
	4 			RKSD WKSD 44x-*M	WKSD WKSD 44x-*M	WKSD FSSDED 44x-*M	RSSD FKSDED 44x-*M	
	WKSD							
	RJ45 Plug	17 				RJ45S FSSDED 44x-*M	RJ45S FKSDED 44x-*M	
	RJ45S							
	WRJ45 Plug	18 				WRJ45ES FSSDED 44x-*M	WRJ45ES FKSDED 44x-*M	
	WRJ45ES							
	RJ45M IP67 Plug	19 				RJ45SMIP67 FSFD 84x-*M	RJ45SMIP67 FKFD 84x-*M	
	RJ45SMIP67							

See pages H25 - H26 for dimensional drawings.

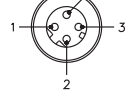

* Indicates length in meters.

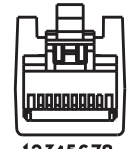
x Indicates cable type.

Standard cable lengths are 1, 2, 4, 5, 6, 8, 10, 15, and in +5 meter increments from there. Consult factory for other lengths.

For stainless steel coupling nuts change part number RSSD ... RSSD_V, FSSDED ... FSSDED_V.

For right angle RJ45, select WRJ45I for internal tab or WRJ45E for external tab.


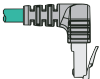


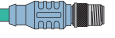






<i>eurofast</i>	Pinouts	<i>eurofast</i>
Male 	1. White/Orange (+ tx) 2. White/Green (+rx) 3. Orange (-tx) 4. Green (-rx)	Female 

RJ45 Pinout	RJ45 Plug	RJ45 (CR) Pinout
1. White/Orange 2. Orange 3. White/Green 4. N/C 5. N/C 6. Green 7. N/C 8. N/C	Male  12345678	1. White/Green 2. Green 3. White/Orange 4. N/C 5. N/C 6. Orange 7. N/C 8. N/C

DISTRIBUTED I/O SALES GUIDE

Ethernet, (M12x1) eurofast®, RJ45, Cables and Extensions - Shielded Cable D-coded



		eurofast		
		RJ45 Plug	WRJ45 Plug	RJ45 Plug
		17  RJ45S	18  WRJ45ES	19  RJ45SMIP67
		RJ45S 44x-*M	WRJ45ES 44x-*M	RJ45SMIP67 44x-*M
		 Bare		
eurofast	Pin (Male)	11  RSSD	RSSD RJ45S 44x-*M	RSSD RJ45SMIP67 44x-*M
		2  WSSD	WSSD RJ45S 44x-*M	WSSD RJ45SMIP67 44x-*M
	Socket (Female)	12  RKSD	RKSD RJ45S 44x-*M	RKSD RJ45SMIP67 44x-*M
		4  WKSD	WKSD RJ45S 44x-*M	WKSD RJ45SMIP67 44x-*M
	RJ45 Plug	17  RJ45S	RJ45S RJ45S 44x-*M	RJ45S RJ45SMIP67 44x-*M
	WRJ45 Plug	18  WRJ45ES	WRJ45ES RJ45S 44x-*M	WRJ45ES RJ45SMIP67 44x-*M
RJ45M IP67 Plug	19  RJ45SMIP67		RJ45SMIP67 RJ45SMIP67 44x-*M	

See pages H25 - H26 for dimensional drawings.

- * Indicates length in meters.
- x Indicates cable type.

Standard cable lengths are 1, 2, 4, 5, 6, 8, 10, 15, and in +5 meter increments from there. Consult factory for other lengths. For stainless steel coupling nuts change part number RSSD ... RSSDV, FSSDED ... FSSDEDV. For right angle RJ45, select WRJ45I for internal tab or WRJ45E for external tab.

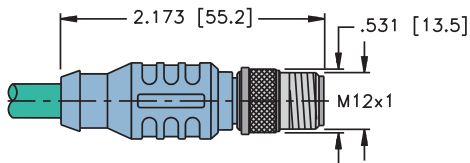
NETWORK WIRING

Ethernet, eurofast® Cordset Connector Dimensions / Configuration

Specifications

Overmold:	TPU
Coupling Nut:	Nickel Plated CuZn or Stainless Steel
Contact Carrier:	TPU or POM (Nylon)
Contacts:	Gold Plated CuZn
Protection:	NEMA 1, 3, 4, 6P and IEC IP 68
Rated Voltage:	125 V-250 V, see individual products for rating
Rated Current:	4 A
Ambient Temperature:	-40° to +80°C (32° to +176°F)

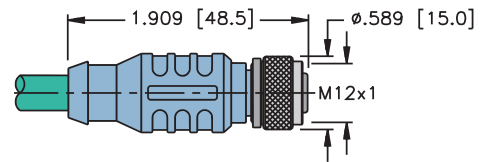
11



RSCD/RSSD ..

Pages H21

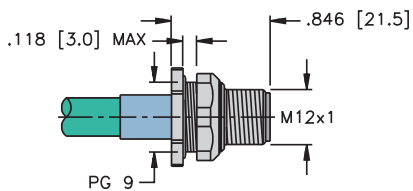
12



RKCD/RKSD ..

Pages H21

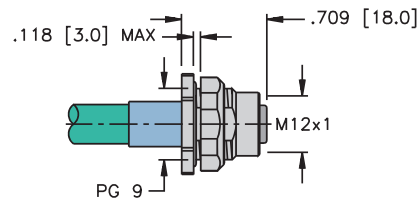
13



FSFDD ..

Pages H21

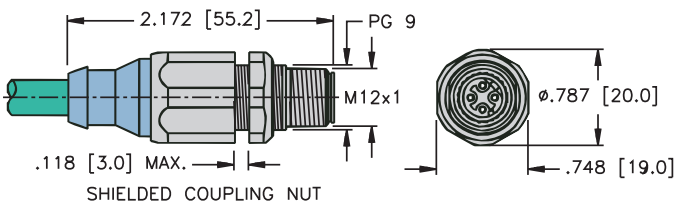
14



FKFDD ..

Pages H21

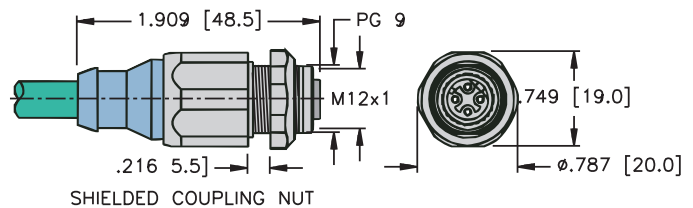
15



FSSDED ..

Pages H23

16



FKSDED ..

Pages H23

DISTRIBUTED I/O SALES GUIDE

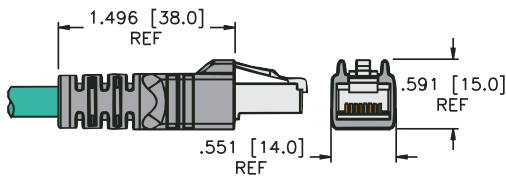
Ethernet, RJ45 Connector Dimensions / Configuration



Specifications

Overmold:	TPU
Plug Material:	Polycarbonate
Protection:	NEMA 1, 3, 4, 6P and IEC IP 20
Rated Voltage:	42 V
Rated Current:	1.5 A
Ambient Temperature:	-40° to +80°C (-32° to +176°F)

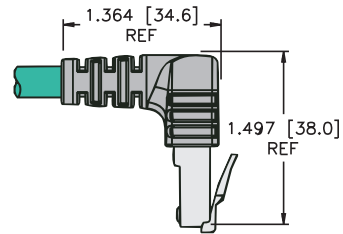
17



RJ45/RJ45S ..

Page H21

18

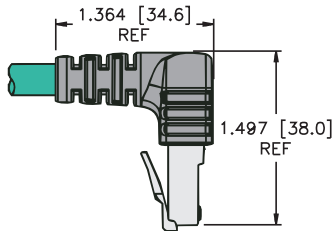


External Tab

WRJ45E/WRJ45ES ..

Page H21

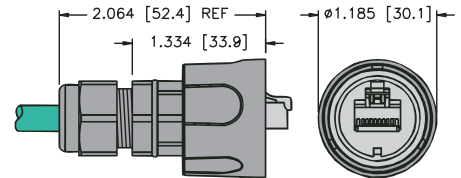
18



WRJ45I/WRJ45IS ..

Internal tab version

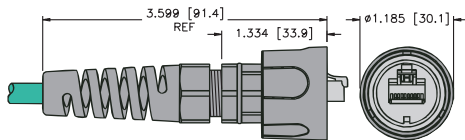
19



RJ45MIP67/RJ45SMIP67..

Page H21

20



RJ45IP67 ..

Page H21

NETWORK WIRING

Ethernet, Receptacle

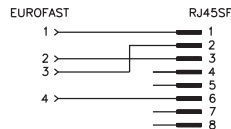
- Transitions from a RJ45 Connector to a 4-wire *eurofast*® Connector



Housing Style	Part Number	Features
	FKSD RJ45SF 44	Polyurethane, TPU Overmold, 42 V, 1.5 A, -40° to +75°C See wiring below
	FKSD RJ45SF 44/ST	Polyurethane, TPU Overmold, 42 V, 1.5 A, -40° to +75°C See wiring below
	FKD FDK 44/M12	4 A, 50V, -25°C to +85°C See wiring below

Panel mounting clearance hole 19/32" (15 mm). Panel thickness: .060-.120" (1.5-3 mm)

Wiring Diagram



RJ45 Receptacle	Pinouts	<i>eurofast</i> Female
Female 	1. White/Orange (+TX) 2. Orange (-TX) 3. White/Green (+RX) 4. N/C 5. N/C 6. Green (-RX) 7. N/C 8. N/C	Female

Ethernet, RJ45 Field Wireable

- Allows for Quick Connections in the Field
- Fully Shielded
- Includes Assembly Instructions



Housing	Part Number	Features	Pinout
	Connector, RJ45S IDC	22-24 AWG stranded, 22-23 AWG solid, -40° to +70°C IP20	Male
	Connector, FW, RJ45S 84 IDC	22-27 AWG stranded, 22-24 AWG solid, -40° to +85°C, Cat 6	Male
	Connector, FW, RJ45S 86 IDC CAT 6	22-26 AWG, -40° to +70°C, Cat 6A	Male

RJ45 Plug	Pinout
Male 	1. White/Orange (+TX) 2. Orange (-TX) 3. White/Green (+RX) 4. N/C 5. N/C 6. Green (-RX) 7. N/C 8. N/C

NETWORK WIRING

Ethernet, 4-Pin D-coded Field Wireables

- Allows for Quick Connections when Pre-Molded Cables are not Available
- Available in Male, Straight and Right Angle Connector Configurations



Housing Style	Female Part Number	Male Part Number	Features	Pinouts
<p>CMBD 81..</p> <p>CMBSD 81..</p>	CMBD 8141-0/PG9	CMBSD 8141-0/PG9		<p>Female</p>
<p>CMBD 82..</p> <p>CMBSD 82..</p>	CMBD 8241-0/PG9	CMBSD 8241-0/PG9	4 A, 250 V, -40 to +85°C, mates with female 4-pin D-coded eurofast [®] cordsets and receptacles IP67	<p>Male</p>

DISTRIBUTED I/O SALES GUIDE



Ethernet, Conduit Adapters

- Converts Standard Conduits to Quick Disconnect
- Fiberglass Reinforced Nylon Housings
- Stainless Steel Connectors Available
- Gasket and Mounting Screws Provided
- IP67



Housing Style	1-Port Part Number	2-Port Part Number	Specifications	Pinouts
	BCA-44-E124	BCA-44-E224	4-pin D-code Ethernet, Conduit cover for 3/4" Form 8 or Mark 9, -30°C to +80°C (-22°F to +176°F)	
	BCA-84-E124	BCA-84-E224	8-pin Ethernet, Conduit cover for 3/4" Form 8 or Mark 9, -30°C to +80°C (-22°F to +176°F)	
	BCA1-F7-44-E124	BCA1-F7-44-E224	4-pin D-code Ethernet, Conduit cover for 1" Form 7, -30°C to +80°C (-22°F to +176°F)	
	BCA1-F7-84-E124	BCA1-F7-84-E224	8-pin Ethernet, Conduit cover for 1" Form 7, -30°C to +80°C (-22°F to +176°F)	

EtherNet IP Media

NETWORK WIRING

Ethernet, Wall Plate Adapters

- Attaches to Standard Single Gang Electrical Box
- Stainless Steel with Stainless Steel Connectors
- Gasket and Mounting Screws Provided
- IP67



Housing Style	4-pin Part Number	8-pin Part Number	Specifications	Pinouts
	BPA-44-E113	BPA-84-E113	IP67 rated, -40°C to +70°C (-40°F to +158°F)	

Housing Style	4-pin Part Number	Specifications	Pinouts
	BIC-44-E424	Can transition to 4- wire euro-fast connector, -30°C to +75°C (-22°F to +167°F)	
	BIC-84-E424	Can transition to 4- wire euro-fast connector, -40°C to +75°C (-40°F to +167°F)	

DISTRIBUTED I/O SALES GUIDE



Ethernet, On-Machine Switches

- Fiberglass Reinforced Nylon Housings*, Fully Potted
- Nickel Plated Brass Connectors*
- LEDs to Indicate Ethernet Comm Status
- -40°C to +75°C (-40°F to +167°F)
- IP67
- CE

*(Unless otherwise specified)



Housing Style	4-pin D-code Part Number	8-pin Part Number	Specifications	Pinouts
	SE-44M-E924		9-port, Managed, 5-pin 7/8 x 1 Power	
	SE-44X4-E924	SE-84X4-E924	9-Port, Unmanaged, 4-pin 7/8 x 1 Power	
	SE-44X-E924	SE-84X-E924	9-Port, Unmanaged, 5-pin 7/8 x 1 Power	
		SE-84ST-E924/C1165	9-Port, Unmanaged, Provides RJ45 Connector and power cable on Back for transition to cabinet	
	SE-44X4-E524	SE-84X4-E524	5-Port, Unmanaged, 4-pin 7/8 x 1 Power	
	SE-44X-E524	SE-84X-E524	5-Port, Unmanaged, 5-pin 7/8 x 1 Power	
		SE-84ST-E524/C1165	5-Port, Unmanaged, Provides RJ45 Connector and power cable on Back for transition to cabinet	
		SE-84X-E514/C1157	5-Port, Unmanaged, 5-pin M12 x 1 Power, Machined Aluminum Housing	

EtherNet IP Media

NETWORK WIRING

Ethernet, In-Cabinet Switches

- Fiberglass Reinforced Nylon Housings*
- Nickel Plated Brass Connectors*
- LEDs to Indicate Ethernet Comm Status
- -40°C to +60°C (-40°F to +140°F)
- IP20
- UL listed
- Class 1, Div 2 Hazardous Locations

*(Unless otherwise specified)

Housing Style	Part Number	Specifications	Pinouts
	<p>SE20-84X-RJ522</p> <p>SE20-84XT-RJ422-F0</p>	<p>5-Port, Unmanaged</p> <p>4-Port copper with 1 Multi-mode Fiber Optic port, Unmanaged</p>	<p>8 7 6 5 4 3 2 1</p>
	<p>SE20-84MT-RJ822</p>	<p>8-Port, Managed, -40°C to +75°C (-40°F to +167°F)</p>	
	<p>SE20-84XT-RJ822</p>	<p>8-port, Unmanaged</p>	

PROFINET Physical Media Connectivity

Cable Specifications	H32
Cordsets	H33
Receptacles	H37
Field Wireables	H38

Features

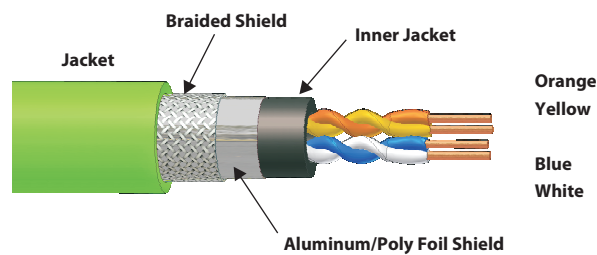
- CAT 5E rated cables
- 2 Pair cable option
- 4-pin D-coded connectors
- M12 and RJ45 connectors
- Up to 4 Amps and 250 Volt rated
- IP67/IP69K rated

NETWORK WIRING

Notes:

PROFINET, Cable Specifications, 4-wire

- Compliant with PROFINET Cable Standards
- Cable is UL Rated for Sunlight and Oil Resistant
- Maximum length of a copper cable PROFINET channel is 100 m



Version	Type	Approvals	Data Pair		Outer Jacket	Shields	Bulk Cable Part Number / Weight/300 M
			AWG Color Code	DCR (/1000 feet) Insulation			
Type A Stationary with solid conductors	421 60°C, 300 V	NEC CMR (ETL) CEC C (ETL)	4/22 AWG Solid	16.2 Ohm	PVC Green/Yellow 8.2 mm	Foil/Braid	RB51604*M
Type C Highly flexible with stranded conductors	423 70°C, 600 V	IEC 60332-1 DIN EN 60811-2-1	4/22 AWG Stranded		TPU Green/Yellow 6.5 mm	Foil/Braid	RB51216-*M <i>flexlife</i> †


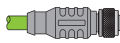
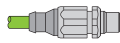
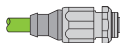
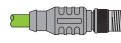
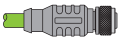



* Indicates length

Standard spool lengths are 30, 75, 100, 150, 200, 225, 300 meters. Consult factory for other lengths.

† 3 million flex motions at 7.5x cable diameter bend radius.

NETWORK WIRING

PROFINET, (M12x1) eurofast®, RJ45, Cables and Extensions - Shielded Cable D-coded

		eurofast			
		Pin (Male)	Socket (Female)	Pin (Male)	Socket (Female)
		1 	2 	3 	4 
		RSSD	RKSD	FSSDED	FKSDED
	Bare	RSSD 42x-*M	RKSD 42x-*M	FSSDED 42x-*M	FKSDED 42x-*M
eurofast	Pin (Male)	1  RSSD RSSD RSSD 42x-*M	RSSD RKSD 42x-*M	RSSD FSSDED 42x-*M	RSSD FKSDED 42x-*M
	Socket (Female)	2  RKSD	RKSD RKSD 42x-*M	RKSD FSSDED 42x-*M	RKSD FKSDED 42x-*M
	RJ45 Plug	5  RJ45S		RJ45S FSSDED 42x-*M	RJ45S FKSDED 42x-*M
	WRJ45 Plug	6  WRJ45ES		WRJ45ES FSSDED 42x-*M	WRJ45ES FKSDED 42x-*M
	RJ45 IP67 Plug	7  RJ45SMIP67		RJ45SMIP67 FSSDED 42x-*M	RJ45SMIP67 FKSDED 42x-*M

See pages H35 - H36 for dimensional drawings.

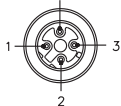

* Indicates length in meters.

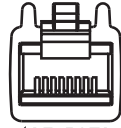
x Indicates cable type.

Standard cable lengths are 1, 2, 4, 6, 8, 10, 15, and in +5 meter increments from there. Consult factory for other lengths.

For stainless steel coupling nuts change part number RSSD ... RSSDV, FSSDED ... FSSDEDV.

For right angle RJ45, select WRJ45IS for internal tab or WRJ45ES for external tab.


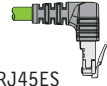


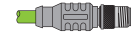
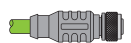

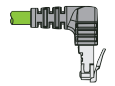

eurofast	Pinouts	eurofast
Male	1. Yellow (+ tx) 2. White (+rx) 3. Orange (-tx) 4. Blue (-rx)	Female
		

RJ45 Pinout	RJ45 Plug	RJ45 (CR) Pinout
1. Yellow 2. Orange 3. White 4. N/C 5. N/C 6. Blue 7. N/C 8. N/C	Male  12345678	1. Yellow 2. Orange 3. White 4. N/C 5. N/C 6. Blue 7. N/C 8. N/C

DISTRIBUTED I/O SALES GUIDE

PROFINET, (M12x1) eurofast®, RJ45, Cables and Extensions - Shielded Cable D-coded



		eurofast		
		RJ45 Plug	WRJ45 Plug	RJ45 IP67 Plug
		5  RJ45S	6  WRJ45ES	7  RJ45SMIP67
 Bare		RJ45S 42x-*M	WRJ45ES 42x-*M	RJ45SMIP67 42x-*M
eurofast	Pin (Male) 1  RSSD	RSSD RJ45S 42x-*M	RSSD WRJ45ES 42x-*M	RSSD RJ45SMIP67 42x-*M
	Socket (Female) 2  RKSD	RKSD RJ45S 42x-*M	RKSD WRJ45ES 42x-*M	RKSD RJ45SMIP67 42x-*M
	RJ45 Plug 5  RJ45S	RJ45S RJ45S 42x-*M		RJ45S RJ45SMIP67 42x-*M
	WRJ45 Plug 6  WRJ45ES	WRJ45ES RJ45S 42x-*M	WRJ45ES WRJ45ES 42x-*M	WRJ45ES RJ45SMIP67 42x-*M
	7  RJ45SMIP67	RJ45SMIP67 RJ45S 42x-*M	RJ45SMIP67 WRJ45ES 42x-*M	RJ45SMIP67 RJ45SMIP67 42x-*M

See pages H35 - H36 for dimensional drawings.

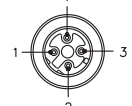

* Indicates length in meters.

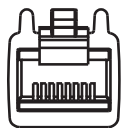
x Indicates cable type.

Standard cable lengths are 1, 2, 4, 6, 8, 10, 15, and in +5 meter increments from there. Consult factory for other lengths.

For stainless steel coupling nuts change part number RSSD ... RSSDV, FSSDED ... FSSDEDV.

For right angle RJ45, select WRJ45IS for internal tab or WRJ45ES for external tab.

eurofast	Pinouts	eurofast
Male 	1. Yellow (+ tx) 2. White (+rx) 3. Orange (-tx) 4. Blue (-rx)	Female 

RJ45 Pinout	RJ45 Plug	RJ45 (CR) Pinout
1. Yellow 2. Orange 3. White 4. N/C 5. N/C 6. Blue 7. N/C 8. N/C	Male  12345678	1. Yellow 2. Orange 3. White 4. N/C 5. N/C 6. Blue 7. N/C 8. N/C

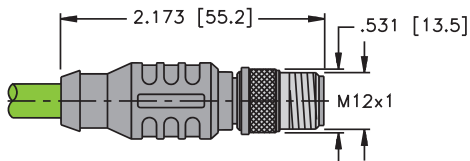
NETWORK WIRING

PROFINET, eurofast[®] Cordset Connector Dimensions / Configuration

Specifications

Overmold:	TPU
Coupling Nut:	Nickel Plated CuZn or Stainless Steel
Contact Carrier:	TPU (Polyurethane) or POM (Nylon)
Contacts:	Gold Plated CuZn
Protection:	NEMA 1, 3, 4, 6P and IEC IP 68
Rated Voltage:	250 V
Rated Current:	4 A
Ambient Temperature:	-40° to +70°C (32° to +167°F)

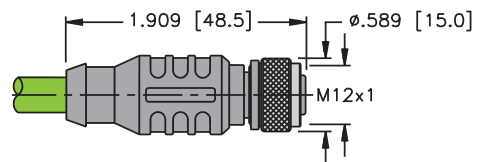
1



RSCD/RSSD ..

Page H33

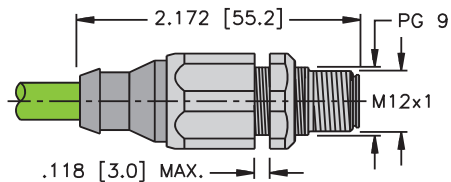
2



RKCD/RKSD ..

Page H33

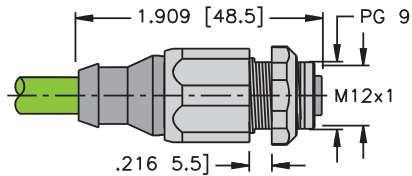
3



FSSDED ..

Page H33

4



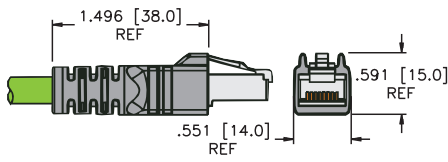
FKSDDED ..

Page H33

Specifications

Overmold:	TPU
Plug Material:	Polycarbonate
Protection:	NEMA 1, 3, 4, 6P and IEC IP 20
Rated Voltage:	42 V
Rated Current:	1.5 A
Ambient Temperature:	-25° to +70°C (-22° to +176°F)

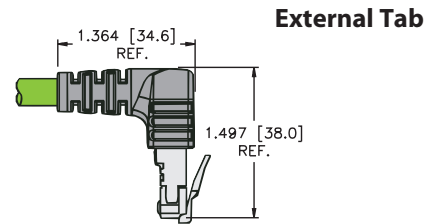
5



RJ45S ..

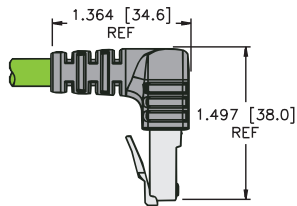
Page H33

6



WRJ45ES ..

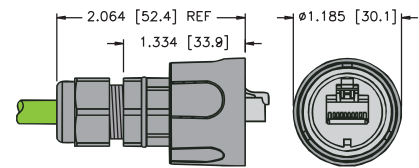
Page H33



WRJ45IS ..

Internal tab version

7



RJ45SMIP67 ..

Page H33

NETWORK WIRING

PROFINET, Receptacle

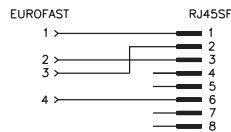
- Transitions from a RJ45 Connector to a 4-wire *eurofast*® Connector



Housing Style	Part Number	Features
	FKSDD RJ45SF 44	Polyurethane, TPU Overmold, 42 V, 1.5 A, -40° to +75°C See wiring diagram below
	FKSDD RJ45SF 44/ST	Polyurethane, TPU Overmold, 42 V, 1.5 A, -40° to +75°C See wiring diagram below
	FKD FKD 44/M12	4 A, 50V, -25°C to +85°C

Panel mounting clearance hole 19/32" (15 mm). Panel thickness: .060-.120" (1.5-3 mm)


Wiring Diagram

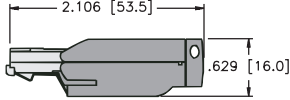




RJ45 Receptacle	Pinouts	<i>eurofast</i> Female
Female 	1. Yellow (+TX) 2. Orange (-TX) 3. White (+RX) 4. N/C 5. N/C 6. Blue (-RX) 7. N/C 8. N/C	Female

PROFINET, RJ45 Field Wireable

- Allows for Quick Connections in the Field
- Fully Shielded
- Includes Assembly Instructions



Housing	Part Number	Features	Pinout
	Connector, RJ45S 42 IDC	22-27 AWG stranded, 22-24 AWG solid, -40° to +85°C	Male 

RJ45 Plug	Pinout
Male 	1. Yellow (+TX) 2. Orange (-TX) 3. White (+RX) 4. N/C 5. N/C 6. Blue (-RX) 7. N/C 8. N/C

NETWORK WIRING

PROFINET, 4-Pin D-coded Field Wireables

- Allows for Quick Connections when Pre-Molded Cables are not Available



Housing Style	Female Part Number	Male Part Number	Features	Pinouts
<p>CMBD 81..</p> <p>CMBSD 81..</p>	CMBD 8141-0/PG9	CMBSD 8141-0/PG9	4 A, 250 V, -40 to +85°C, mates with female 4-pin D-coded eurofast cordsets and receptacles	<p>Female</p>
<p>CMBD 82..</p> <p>CMBSD 82..</p>	CMBD 8241-0/PG9	CMBSD 8241-0/PG9		<p>Male</p>